

**The
Technical
Bulletins
of
Dianetics and Scientology**

Subject Volume 3

**The New Era Dianetics Series
The Expanded Dianetics Series
The Int Rundown Series
The Purification Rundown Series
The Happiness Rundown Series
The False Purpose Rundown Series
The Technical Specialist Rundowns**

by

L. Ron Hubbard
Founder of Dianetics and Scientology



Published in the USA by
Bridge Publications, Inc.
4751 Fountain Avenue
Los Angeles, California 90029

ISBN 0-88404-699-0

Published in all other countries by
NEW ERA® Publications International ApS
Store Kongensgade 55
1264 Copenhagen K, Denmark

ISBN 87-7336-684-6

©1991
L. Ron Hubbard Library
All Rights Reserved

No part of this book may be reproduced
without the permission of the copyright owner.

HUBBARD, SCIENTOLOGY, DIANETICS, E-METER, MARK V, ARC STRAIGHTWIRE,
OT, FLAG, HCO, LRH, KEY TO LIFE, NEW ERA DIANETICS, THE BRIDGE, HQS,
NED FOR OTS, AUDITED NOTS, SOLO NOTS, FALSE PURPOSE RUNDOWN, HAPPINESS RUNDOWN,
PURIFICATION RUNDOWN, PURIF, MARK VI, MARK SUPER VII, L10, L11, L12,
METHOD ONE, NED, NEW LIFE RUNDOWN, OEC, SHSBC, SUNSHINE RUNDOWN, STUDENT HAT,
BOOK ONE, BOOK 1, CLEAR CERTAINTY RUNDOWN, HRD, L. RON HUBBARD, L. Ron Hubbard
signature, *Ability* magazine, *Certainty* magazine, *The Auditor* magazine, the SCIENTOLOGY
symbol, the Class VIII symbol in circle, the Sea Org symbol, the DIANETICS symbol and the DIANETICS
symbol in circle are trademarks and service marks owned by Religious Technology Center and are
used with its permission. SCIENTOLOGIST is a collective membership mark designating members
of the churches and missions of Scientology.

Printed in the United States of America



Subject Volume 3

Contents

AUDITING RUNDOWNS

The New Era Dianetics Series

HCOB	21 June 1978R	New Era Dianetics <i>NED Series 1R</i>	3
HCOB	22 June 1978RA	New Era Dianetics Full Pc Program Outline <i>NED Series 2RA</i>	5
HCOB	19 June 1978	Objective ARC <i>NED Series 3</i>	11
HCOB	18 June 1978R	Assessment and How to Get the Item <i>NED Series 4R</i>	12
HCOB	11 July 1978	The Preassessment List <i>NED Series 4-1</i>	20
HCOB	24 June 1978RA	Original Assessment Sheet <i>NED Series 5RA</i>	22
HCOB	26 June 1978RA II	Routine 3RA, Engram Running by Chains <i>NED Series 6RA</i>	38
HCOB	28 June 1978RA	R3RA Commands <i>NED Series 7RA</i>	49
HCOB	28 July 1971RB	Dianetics, Beginning a PC On <i>NED Series 8RA</i>	55
HCOB	15 July 1971RD III	Drug Handling <i>NED Series 9RC</i>	58

HCOB	3 July 1978R	Relief Rundown <i>NED Series 10R</i>	65
HCOB	2 July 1978	Dianetic Student Rescue Intensive <i>NED Series 11</i>	66
HCOB	4 July 1978R	Second Original Assessment <i>NED Series 12R</i>	67
HCOB	1 July 1978	The Dianetic Prepared Assessment Rundown, Action Fifteen <i>NED Series 13</i>	69
HCOB	29 June 1978	Disability Rundown <i>NED Series 14</i>	72
HCOB	20 June 1978	Identity Rundown <i>NED Series 15</i>	73
HCOB	23 June 1978RA	Preclear Checklist <i>NED Series 16RA</i>	74
HCOB	19 July 1978	Dianetic Persistent F/Ns <i>NED Series 17</i>	76
HCOB	20 July 1978	After the Fact Items <i>NED Series 18</i>	77
HCOB	20 Sept. 1978R III	NED Auditor Analysis Checklist <i>NED Series 19R</i>	78
HCOB	11 Apr. 1971RE	L3RH, Dianetics and Int RD Repair List <i>NED Series 20</i>	88
HCOB	17 Sept. 1980R I	L3RH Word List <i>NED Series 20-1</i>	97
HCOB	9 July 1978RA	Dianetic C/S-1 <i>NED Series 21</i>	99
HCOB	14 July 1978R I	Typical Dianetic Chain <i>NED Series 22</i>	108
HCOB	14 July 1978R II	A Typical Narrative Item <i>NED Series 23</i>	110

HCOB	24 July 1978	Dianetic Remedies <i>NED Series 24</i>	111
HCOB	10 Sept. 1978	NED High Crime <i>NED Series 25</i>	115
HCOB	12 Sept. 1978 II	Overrun by Demanding Earlier Than There Is <i>NED Series 26</i>	116
HCOB	13 Sept. 1978	R3RA Engram Running by Chains and Narrative R3RA An Additional Difference <i>NED Series 27</i>	118
HCOB	16 Sept. 1978	Postulate Off Equals Erasure <i>NED Series 28</i>	120
HCOB	3 Oct. 1978	NED Rule <i>NED Series 29</i>	122
HCOB	10 Apr. 1988	R3RA Service Facsimile Handling, Action Eleven <i>NED Series 30</i>	123
HCOB	10 June 1972RA VI	The L3RH Rundown Dianetic Track Repair <i>NED Series 31</i>	125

The Expanded Dianetics Series

HCOB	1 May 1991 I	Study of Expanded Dianetics <i>Expanded Dianetics Series 0</i>	129
HCOB	15 Apr. 1972RA	<i>Expanded Dianetics Series 1RA</i>	130
HCOB	1 May 1991 II	Expanded Dianetics Repair List—L3 EXD <i>Expanded Dianetics Series 2</i>	132
HCOB	1 May 1991 III	Expanded Dianetics Repair List—L3 EXD Word List <i>Expanded Dianetics Series 3</i>	143
HCOB	20 Apr. 1972R	Suppressed Pcs and PTS Tech <i>Expanded Dianetics Series 4</i>	145
HCOB	24 Apr. 1972 I	PTS Interviews <i>Expanded Dianetics Series 5</i>	146

HCOB	10 Aug. 1972	Dianetic HCOB Interest <i>Expanded Dianetics Series 6</i>	148
HCOB	13 Sept. 1972	Catastrophes from and Repair of “No Interest” Items <i>Expanded Dianetics Series 7</i>	150
HCOB	14 Sept. 1972	Expanded Dianetic Case A <i>Expanded Dianetics Series 8</i>	152
HCOB	15 Sept. 1972	Expanded Dianetic Case B <i>Expanded Dianetics Series 9</i>	185
HCOB	17 July 1974	Expanded Dianetic Case B <i>Expanded Dianetics Series 9-1</i>	202
HCOB	18 Sept. 1972	Expanded Dianetic Case C <i>Expanded Dianetics Series 10</i>	204
HCOB	19 Oct. 1972	Expanded Dianetic Case D <i>Expanded Dianetics Series 11</i>	224
HCOB	20 Oct. 1972R	Expanded Dianetic Case E <i>Expanded Dianetics Series 12</i>	263
HCOB	21 Oct. 1972 I	Expanded Dianetic Case F <i>Expanded Dianetics Series 13</i>	294
HCOB	22 Oct. 1972	Expanded Dianetic Case G <i>Expanded Dianetics Series 14</i>	309
HCOB	24 Oct. 1972	Expanded Dianetic Case I <i>Expanded Dianetics Series 15</i>	320
HCOB	25 Oct. 1972R	Expanded Dianetic Case J <i>Expanded Dianetics Series 16</i>	334
HCOB	29 Oct. 1972R	Expanded Dianetic Case K <i>Expanded Dianetics Series 17</i>	344
HCOB	30 Oct. 1972	Expanded Dianetic Case L <i>Expanded Dianetics Series 18</i>	365
HCOB	1 Nov. 1972	Expanded Dianetic Case M <i>Expanded Dianetics Series 19</i>	382
HCOB	15 Feb. 1974	Service Facsimile Theory and Expanded Dianetics <i>Expanded Dianetics Series 20</i>	406

HCOB	23 Apr. 1974RA	Expanded Dianetics Requisites <i>Expanded Dianetics Series 21</i>	408
HCOB	16 Mar. 1977	The Gambler <i>Expanded Dianetics Series 22</i>	410
HCOB	27 Mar. 1977R	Auditing the Pc at Cause <i>Expanded Dianetics Series 23</i>	411
HCOB	9 May 1977 II	Psychosis, More About <i>Expanded Dianetics Series 24</i>	412
HCOB	15 June 1978R	“The Key to Expanded Dianetics . . .” <i>Expanded Dianetics Series 25</i>	414
HCOB	1 May 1991 IV	Auditing Commands for Running Evil Intentions in Expanded Dianetics <i>Expanded Dianetics Series 26</i>	415
HCOB	1 May 1991 V	Preassessments for Expanded Dianetics <i>Expanded Dianetics Series 27</i>	416
HCOB	1 May 1991 VI	Preassessment List for Left-side Rundowns <i>Expanded Dianetics Series 27-1</i>	418
HCOB	1 May 1991 VII	Preassessment List for Right-side Rundowns <i>Expanded Dianetics Series 27-2</i>	420
HCOB	1 May 1991 VIII	Present Time Environment Rundown <i>Expanded Dianetics Series 28</i>	423
HCOB	1 May 1991 IX	Handling Emotional Stresses <i>Expanded Dianetics Series 29</i>	425
HCOB	1 May 1991 X	Past Auditing and Expanded Dianetics <i>Expanded Dianetics Series 30</i>	428
HCOB	1 May 1991 XI	Handling Hidden Standards with Expanded Dianetics <i>Expanded Dianetics Series 31</i>	430
HCOB	1 May 1991 XII	Wants Handled Rundown <i>Expanded Dianetics Series 32</i>	432

HCOB	1 May 1991 XIII	Handling Stuck Points on the Track <i>Expanded Dianetics Series 33</i>	434
HCOB	1 May 1991 XIV	Confessionals and Expanded Dianetics <i>Expanded Dianetics Series 34</i>	436
HCOB	1 May 1991 XV	The Responsibility Rundown <i>Expanded Dianetics Series 35</i>	439
HCOB	1 May 1991 XVI	Expanded Dianetics Service Facsimile Handling <i>Expanded Dianetics Series 36</i>	444
HCOB	1 May 1991 XVII	Metalosis Rundown <i>Expanded Dianetics Series 37</i>	449
HCOB	1 May 1991 XVIII	The OCA Rundown <i>Expanded Dianetics Series 38</i>	451
HCOB	1 May 1991 XIX	C/Sing and Programing Expanded Dianetics <i>Expanded Dianetics Series 39</i>	454

The Int Rundown Series

HCOB	4 Oct. 1978	Interiorization Handling Simplified <i>Int Rundown Series 1</i>	463
HCOB	4 Jan. 1971RA	Exteriorization and High TA, the Interiorization Rundown Revised <i>Int Rundown Series 2R</i>	467
HCOB	30 May 1970R	Interiorization Intensive 2-Way Comm <i>Int Rundown Series 3</i>	476
HCOB	24 Sept. 1978RB I	The End of Endless Int Repair Rundown <i>Int Rundown Series 4RB</i>	478
HCOB	25 Sept. 1978R I	Quad Commands for Int Buttons <i>Int Rundown Series 5R</i>	489
HCOB	11 Apr. 1970R	Auditing Past Exterior <i>Int Rundown Series 6</i>	495

HCOB	6 May 1970R	Blows, Auditing Past Exterior <i>Int Rundown Series 7</i>	497
HCOB	20 Aug. 1970R	Interiorization Rundown Musts <i>Int Rundown Series 8</i>	499
HCOB	13 Jan. 1971R	Exteriorization <i>Int Rundown Series 9</i>	503
HCOB	16 Dec. 1971RB	Interiorization Errors <i>Int Rundown Series 10</i>	506
HCOB	24 Sept. 1971RA	Interiorization Rundown, Correction Drill: Date to Blow/Locate to Blow <i>Int Rundown Series 11R</i>	510
HCOB	29 Oct. 1971RA	Int Rundown Correction List Revised <i>Int Rundown Series 12</i>	514
HCOB	24 Sept. 1978 II	Preassessment, AESPs and Int <i>Int Rundown Series 13</i>	520
HCOB	25 Sept. 1978R II	Star-rate Checkouts for Interiorization Handling <i>Int Rundown Series 14R</i>	521
HCOB	17 Dec. 1971RB	Interiorization Summary <i>Int Rundown Series 15</i> <i>C/S Series 23RB</i>	525
HCOB	16 Oct. 1978 II	C/S Checklist of Int Errors <i>Int Rundown Series 16</i> <i>C/S Series 102</i>	531

The Purification Rundown Series

HCOB	6 Feb. 1978RD	The Purification Rundown Replaces the Sweat Program <i>Purif RD Series 1R</i>	537
HCOB	30 Dec. 1979	How to Build a Sauna <i>Purif RD Series 2</i>	558
HCOB	3 Jan. 1980RA	Purification Rundown and Atomic War <i>Purification RD Series 3</i>	569

HCOB	14 Feb. 1980	Research Data on Nutritional Vitamin Increases on the Purification Rundown <i>Purif RD Series 4</i>	571
HCOB	21 May 1980	Purification Rundown Case Data <i>Purif RD Series 5</i>	577
HCOB	29 Feb. 1980	The Purification Rundown: Pregnancy and Breast-feeding <i>Purif RD Series 6</i>	597
HCOB	3 Jan. 1984 III	Radiation and Liquids <i>Purif RD Series 7</i>	598
HCOB	10 Mar. 1984 II	Oils Can Go Rancid <i>Purif RD Series 8</i>	599
HCOB	24 Oct. 1985R	Troubleshooting the Purification Rundown Pc <i>Purif RD Series 9R</i>	601
HCOB	25 Oct. 1985R	Purification Rundown Correction List <i>Purif RD Series 10R</i>	607
HCOB	13 Mar. 1980RA	Conditional Step after the Purification Rundown <i>Purif RD Series 11</i>	620
HCOB	11 Feb. 1980R	Illegal Pcs, Acceptance of Addition Regarding Purification Rundown <i>Purif RD Series 12</i>	622
HCOB	27 Mar. 1990 I	The Purification Rundown and Radiation <i>Purif RD Series 13</i>	623
HCOB	27 Mar. 1990 II	The Purification Rundown: A Long-range Detoxification Program <i>Purif RD Series 14</i>	625
HCOB	28 Mar. 1990	The Role of Oil on the Purification Rundown <i>Purif RD Series 15</i>	628

The Happiness Rundown Series

HCOB	16 Jan.	1984RA	The Happiness Rundown <i>HRD Series 1RA</i>	633
HCOB	17 Jan.	1984	Happiness Rundown Basics <i>HRD Series 2</i>	636
HCOB	18 Jan.	1984	How to Audit the HRD <i>HRD Series 3</i>	639
HCOB	19 Jan.	1984	Happiness Rundown Command Sheets <i>HRD Series 4</i>	644
HCOB	20 Jan.	1984	HRD Precepts Assessment List <i>HRD Series 4-1</i>	691
HCOB	21 Jan.	1984R	Happiness Rundown Repair List (HRL) <i>HRD Series 5R</i>	694
HCOB	20 July	1988	Happiness Rundown Repair List Word List <i>HRD Series 5R-1</i>	699
HCOB	21 Jan.	1984RA II	C/Sing the Happiness Rundown <i>HRD Series 6RA</i>	701
HCOB	21 Jan.	1984R III	Delivery of the Happiness Rundown to Clears and OTs <i>HRD Series 7R</i>	705

The False Purpose Rundown Series

HCOB	5 June	1984R	False Purpose Rundown <i>FPRD Series 1R</i>	709
HCOB	6 June	1984R IV	The “Lost Tech” of Handling Overts and Evil Purposes <i>FPRD Series 2R</i>	711
HCOB	7 June	1984	The Prior Confusion: New Tech Breakthrough <i>FPRD Series 3</i>	714
HCOB	8 June	1984	Clearing Justifications <i>FPRD Series 4</i>	716

HCOB	9 June 1984R	Auditing the False Purpose Rundown <i>FPRD Series 5R</i>	718
HCOB	10 June 1984	False Purpose Rundown Commands <i>FPRD Series 6</i>	726
HCOB	11 June 1984	C/Sing the False Purpose Rundown <i>FPRD Series 7</i>	727
HCOB	12 June 1984	False Purpose Rundown Auditor Errors <i>FPRD Series 8</i>	732
HCOB	13 June 1984R	False Purpose Rundown Correction List <i>FPRD Series 9R</i>	735
HCOB	22 Nov. 1984	False Purpose Rundown Correction List Word List <i>FPRD Series 9-1</i>	747
HCOB	14 June 1984	False Purpose Rundown Basic Form <i>FPRD Series 10-A</i>	749
HCOB	12 May 1985	Exec and Staff Member Form <i>FPRD Series 10-C</i>	754
HCOB	13 May 1985	Second Dynamic Form <i>FPRD Series 10-D</i>	760
HCOB	14 May 1985	Money and Finance Form <i>FPRD Series 10-E</i>	765
HCOB	15 May 1985	Dissemination Form <i>FPRD Series 10-F</i>	770
HCOB	2 July 1985	Artist Form <i>FPRD Series 10-G</i>	775
HCOB	17 May 1985	Auditor Form <i>FPRD Series 10-H</i>	780
HCOB	18 May 1985	Student Form <i>FPRD Series 10-I</i>	787

HCOB	20 Aug. 1985	Sec Checker Form <i>FPRD Series 10-J</i>	793
HCOB	21 Nov. 1985	First Dynamic Form <i>FPRD Series 10-K</i>	799
HCOB	4 May 1988R	False Purpose Rundown Executive Posting Qualifications Form <i>FPRD Series 10-L</i>	803
HCOB	21 May 1985	Two Types of PTSes <i>FPRD Series 11</i>	813

THE TECHNICAL SPECIALIST RUNDOWNS

Marriage Counseling

HCOB	19 Dec. 1988R	Scientology Marriage Counseling	817
------	---------------	--	-----

Est Repair

HCOB	2 June 1989 I	Auditing Repair List for People from Est	825
HCOB	2 June 1989 II	Est Confessional Form <i>Confessional Form 13</i>	833

Allergy or Asthma

HCOB	29 Aug. 1985	Allergy or Asthma Rundown	836
------	--------------	----------------------------------	-----

PTS Rundown

HCOB	9 Dec. 1971RD	PTS Rundown, Audited	839
HCOB	20 Jan. 1972R	PTS Rundown Addition	849
HCOB	16 Apr. 1972R	PTS RD Correction List	851
HCOB	3 June 1972RA	PTS Rundown, Final Step	854

South African Rundown

HCOB 21 Oct. 1973R **The South African Rundown** 857

Service Facsimile Rundown

HCOB 6 Sept. 1978 III **Routine Three SC-A, Full Service Facsimile Handling Updated With New Era Dianetics** 877

HCOB 1 May 1991 XVI **Expanded Dianetics Service Facsimile Handling** 884

Student Booster Rundown

HCOB 20 Dec. 1975RC **The Student Booster Rundown** 889

Vital Information Rundown

HCOB 6 Oct. 1974RA **The Vital Information Rundown, The Technical Breakthrough of 1974** 891

Scientology Drug Rundown

HCOB 21 Dec. 1980RA **The Scientology Drug Rundown** 896

Introspection Rundown

HCOB 23 Jan. 1974RB **The Technical Breakthrough of 1973! The Introspection Rundown** 906

HCOB 20 Feb. 1974R **Introspection Rundown, Additional Actions, Responsibility Step** 933

HCOB 6 Mar. 1974 **Introspection Rundown, Second Addition, Info to C/Ses, Fixed Attention** 935

HCOB 20 Apr. 1974R **Introspection Rundown, Third Addition** 938

Primary Rundown

HCOB 3 Apr. 1972 **Primary Rundown Note** 939



HCOB	4 Apr. 1972R	Primary Rundown (Revised)	940
HCOB	24 Apr. 1991	Modification of the Primary Rundown	944

Primary Correction Rundown

HCOB	30 Mar. 1972R	The Primary Correction Rundown Revised	948
HCOB	20 July 1972 I	Primary Correction Rundown Handling	951

Psych Treatment Repair

HCOB	24 Sept. 1989	Repair List for Treatment from Psychiatrists, Psychologists and Psychoanalysts	954
------	---------------	---	-----

HAS Specialist Rundown

HCOB	20 Nov. 1971RA	HAS and Establishment Officer Specialist Auditing Program (Revised)	963
------	----------------	--	-----

Disagreement Check

HCOB	22 Mar. 1972RA	Disagreement Check	965
------	----------------	---------------------------	-----

Fear of People

HCOB	15 Nov. 1973RA	Fear of People List	969
------	----------------	----------------------------	-----

		About the Author	973
--	--	-------------------------	-----

		Subject Index	975
--	--	----------------------	-----

		Alphabetical List of Titles	985
--	--	------------------------------------	-----

		Bibliography	989
--	--	---------------------	-----

		Scientology Churches and Organizations	1005
--	--	---	------

THE NEW ERA DIANETICS SERIES

New Era Dianetics Series 1R

NEW ERA DIANETICS

New Era Dianetics is a summary and refinement of Dianetics based upon 30 years of experience in the application of the subject.

In that 30 years I have found much that could improve results if properly applied.

And in that 30 years, many issues have been written by others that were a bit altered and some materials have been lost. New Era Dianetics corrects these points.

Also, recently, I have done additional research and have come up with a few breakthroughs.

In 1950, I said we should build a better Bridge.

Well, in 1978, here is a better Dianetics section of the Bridge.

Old-timers in Dianetics will only approve these upgrades. There is no invalidation of what they know already to be true. But there are refinements about which they are jumping with joy.

New Era Dianetics is even more acceptable, even more workable.

I did this review to move Dianetics back into the "miracles as usual" band, and the student studying it and the auditor practicing it will find that if he follows its precision drills with precision he will be able to handle life and the spirit as never before.

Of course I cannot claim or guarantee that anyone audited on Dianetics or New Era Dianetics will become cured of illnesses which would best be handled by immediate medical treatment and I cannot promise any pc that all of his undesirable conditions will be eradicated, since that depends on the state of training and the accuracy of application by the student.

THE STUDENT

What does a student need to know and do to acquire the skill of a Dianetic Auditor?

0. The student needs to have completed the Student Hat. He needs to be able to handle study tech. Without that, his misunderstood words will wipe him out. Study tech is contained in the Student Hat. The definitions are in the Tech and Admin Dictionaries and standard dictionaries. The student must not go by a single word he does not know the definition of.

1. He should know the background of Dianetics as contained in several books on the subject, particularly *Dianetics: The Original Thesis* and *Dianetics: The Modern Science of Mental Health*.
2. He needs an E-Meter and must know how to handle it.
3. He should have good TRs as acquired in a TRs course.
4. He should have a good grasp of Objective Processes, both to make him a better auditor and to enable him to do full Drug Rundowns.

Objectives are actually Scientology processing but are necessary to finish up the NED Drug Rundown.

5. He should have a good grasp of the materials of New Era Dianetics.
6. He should be able to make and assess lists of Dianetic items as called for in specific assessments of a preclear in order to complete rundowns and preclears.
7. He must be able to do TR 101 to 104 flawlessly, using the commands of New Era Dianetics.
8. He must know how to do Dianetic Assists.
9. He must be able to assess and handle a Dianetic Repair List and do repair actions.
10. He must be able to handle Dianetic remedies and all other actions called for in a complete Dianetic course or processing.
11. He needs to be able to apply what he knows.

If the student can acquire the above skills he will achieve fine results.

It does not require mile-long checksheets to make a good Dianetic Auditor.

It *does* require study and hard, effective drilling.

And it requires a desire to help oneself and others and really make a better Bridge and a better world by putting it there in terms of faultless application.

Scientology goes on and is above Dianetics. But Dianetics is the solid base of all this research. So learn and apply it well.

L. RON HUBBARD
Founder

Revision assisted by
LRH Technical Research
and Compilations



New Era Dianetics Series 2RA

NEW ERA DIANETICS FULL PC PROGRAM OUTLINE

As a person goes through life and lifetimes, he collides with secondaries, losses, deaths of those he is closely connected with, injuries, accidents, illnesses, operations and emotional stresses. These of course are not all, but cover the main complaints and symptoms of pcs.

Dianetics lends itself to handle the current, past and occasional complaints and symptoms as above.

It achieves its results by addressing and handling the spirit and is in no way to be confused with medical or other practices.

The end phenomena of Dianetic auditing is a well and happy pc. These steps as laid out below if *ALL DONE* and with precision will give just that.

NEW ERA DIANETICS FULL PROGRAM OUTLINE:

THE ACTIONS OF THE NEW ERA DIANETICS FULL PROGRAM ARE TO BE RUN IN THE ORDER THEY ARE GIVEN. THE PRODUCT IS A WELL AND HAPPY PC AND THIS IS THE DIRECTION YOU GO, STEP BY STEP, TO ACHIEVE THAT PRODUCT.

ACTION ONE: ORIGINAL ASSESSMENT SHEET

This sheet is thoroughly filled out with the pc on the meter. It gives you the pc's history, what drugs and alcohol he has taken in this lifetime, illnesses, operations, present physical conditions, mental treatment, medicines and perception difficulties. The assessment is done at this point even if it has been assessed earlier in the pc's auditing.

At this point the data is taken only. Do not attempt to handle any of the items on this step. (Ref: HCOB 24 June 78RA, NED Series 5RA, ORIGINAL ASSESSMENT SHEET)

ACTION TWO: HANDLE ANY PTSness

It must be noted that you have to handle any PTSness before you can begin any auditing. Pcs who are PTS will not hold their gain. Therefore, any PTSness must be handled before auditing is begun. (Refs: HCOB 10 Aug. 73, PTS HANDLING; HCOB 20 Apr. 72, SUPPRESSED PCs AND PTS TECH; HCOB 9 Dec. 71RC, PTS RUNDOWN, AUDITED)



ACTION THREE: OBJECTIVE ARC

I have added a new process to be done before the full battery of Objective Processes. It is called Objective ARC. This is the first process to be done on a pc and will bring a person up to present time. (Ref: Objective ARC is covered in HCOB 19 June 78, NED Series 3, OBJECTIVE ARC.) This process is part of the full battery of Objectives which follow the Purification Rundown and is part of Expanded Grade I. The C/S should verify whether or not the pc has already received it. If the pc has not received the process, it should be run to EP at this point in the NED program.

ACTION FOUR: PURIFICATION RUNDOWN

A Purification Rundown is necessary unless the person has no heavy drug history and his OCA scores are all in the upper half of the graph (in such cases it is optional). It is also necessary when a person has been subjected to exposure to toxic substances which have lodged in the tissue and fat of the body. In future times psychiatrists or others of ill repute may develop other compounds such as LSD which lodge in the system; a Purification Rundown will be indicated in these. (Ref: HCOB 15 July 71RD III, NED Series 9RC, DRUG HANDLING) The preclear will ordinarily have had a Purification Rundown earlier and the C/S should verify that the preclear has successfully completed it. If the pc has not done the rundown, it should be done to EP at this point in the NED program.

ACTION FIVE: OBJECTIVES

A battery of Objectives is done on this step. This consists of the following Objective Processes properly and fully done to their complete EP for each process: CCH 1–10, SCS on an Object and SCS on a Body. (Note: SOP 8-C and Op Pro by Dup are run on a later step.) (Ref: HCOB 15 July 71RD III, NED Series 9RC, DRUG HANDLING) Many pcs will have had a full battery of Objectives earlier in their auditing, following the Purification Rundown or as part of Expanded Grade I. The C/S should verify whether Objectives have already been run to EP; if they have not been, they are run at this point in the NED program.

ACTION SIX: TRs 0–9

Next, the preclear will thoroughly do TRs 0–9. (Refs: HCOB 15 July 71RD III, NED Series 9RC, DRUG HANDLING; HCOB 16 Aug. 71R II, TRAINING DRILLS REMODERNIZED; HCOB 7 May 68, UPPER INDOC TRs) The C/S should verify that the preclear has thoroughly drilled all TRs 0–9 on earlier TRs courses or in Academy training. If these have not been thoroughly drilled, the preclear should do so on a proper course at this point in the NED program.

ACTION SEVEN: DIANETIC C/S-1

Before we can even begin a pc on Dianetics, we have to indoctrinate him into what Dianetics is and what is expected from him as a pc.

This is standardly and effectively accomplished by using the Dianetic C/S-1, HCOB 9 July 78RA, NED Series 21, DIANETIC C/S-1.



ACTION EIGHT: NEW ERA DIANETICS DRUG RUNDOWN QUAD

It has been proven time and time again that until you audit out, each by name, the drugs, alcohol and medicine a person has taken, he does not make good case gain.

A person who has been on drugs, alcohol or medicine seldom runs any other type of engram, seldom goes backtrack well and is subject to somatic, emotional and perceptic shut-offs, making any other type of Dianetic or Scientology auditing a difficult activity.

Therefore if drugs, medicine or alcohol, or individual names of them, read on the meter on the Original Assessment Sheet, they are handled **FIRST AND FOREMOST**.

(Note: You do not ask the pc for whole track drugs. You want only drugs, medicine or alcohol he has taken in this lifetime.)

In New Era Dianetics the Drug Rundown has five parts: (1) The Original Assessment in which the names of drugs, medicines or alcohol the pc has taken in this lifetime are obtained; (2) The running of each reading drug, medicine or alcohol Narrative R3RA Quad; (3) The preassessment of each of these and the running by R3RA Quad of the items; (4) The prior assessment to drugs or alcohol for each; (5) The final step of bringing the pc fully into PT and stabilizing him by the running of further Objectives, SOP 8-C and Op Pro by Dup.

1. The Original Assessment

This has already been done as Action One. If he has had several actions since his last Original Assessment, it may be necessary to get the preclear to add to the list, and it is highly possible that he has taken more types of drugs in this lifetime than he remembered at the time the Original Assessment was done.

You have to have all drugs, medicines and alcohol by their actual names as known to the pc. It is not enough to use an item like “drugs,” “alcohol” or “medicine” as you will get nowhere. They have to be “heroin” or “penicillin” or “bourbon.”

2. Narrative Handling of Drugs

Before any other handling, the pc runs out EACH of the reading drugs, medicines or alcohols Narrative R3RA Quad. This is done **FIRST**.

3. The Preassessment

New Era Dianetics handling for drugs includes the use of the Preassessment List. This is a new procedure on the handling and running of Dianetics. Previous to this you would ask the pc for attitudes, emotions, sensations and pains connected with an item. Instead the preassessment is done. It ensures that every somatic is gotten off in connection with whatever you are handling. (Ref: HCOB 18 June 78R, NED Series 4R, **ASSESSMENT AND HOW TO GET THE ITEM**)

Each item found by preassessment is run by R3RA Quad as soon as the running item is found in every case. Then one continues with further preassessment until all possible drugs, medicines and alcohols are fully handled R3RA Quad.

4. The Prior Assessment

After all reading drugs, medicines and alcohols have been preassessed and run out R3RA Quad, the prior assessment to drugs or alcohol is done. This step locates and runs out all the feelings, attitudes, misemotions, pains, etc., the pc had prior to first taking each drug, medicine or alcohol. (Refs: HCOB 15 July 71RD III, NED Series 9RC, C/S Series 48RE, DRUG HANDLING; HCOB 19 May 69RB, DRUG AND ALCOHOL CASES PRIOR ASSESSING)

5. The Final Step—More Objectives

As a final step, the pc is brought fully into present time with further Objectives: SOP 8-C and then Op Pro by Dup, each run to its complete EP. These processes are part of the full battery of Objectives which follow the Purification Rundown and are part of Expanded Grade I. The C/S should verify whether or not the pc has already run them. If the pc has not received the processes, they should be run to EP at this point in the NED program. If these have been run earlier as verified by the C/S, another Objective Process, Spotting Objects, is run to bring the pc to PT and stabilize him. (Ref: HCOB 15 July 71RD III, NED Series 9RC, C/S Series 48RE, DRUG HANDLING)

This completes the New Era Dianetics Drug Rundown.

ACTION NINE: RELIEF RUNDOWN

Where the Original Assessment Sheet has shown losses by death or other severe changes in a person's life such as losses of position or pets or objects, it will be found that the person's life changed for the worse at that point.

The auditor spots these points of change either on the Original Assessment Sheet or by asking the preclear. These points are then handled with New Era Dianetics procedure.

It will be found that when all such great changes in a person's life have been handled the person will experience a considerable relief about life. (Ref: HCOB 3 July 78R, NED Series 10R, RELIEF RUNDOWN)

ACTION TEN: DIANETIC REMEDIES—OPTIONAL

The Picture and Masses Remedy and the Past Life Remedy are optional and are only done when you run into trouble. They are run after the Drug Rundown because unhandled drugs are the cause of most of that trouble. (Refs: HCOB 22 July 69 II, HIGH TA ASSESSMENT; HCOB 24 July 78, NED Series 24, DIANETIC REMEDIES; HCOB 16 Jan. 75R, PAST LIFE REMEDIES)



ACTION ELEVEN: R3RA SERVICE FACSIMILE HANDLING

The preclear's service facsimiles were located and released using R3SC on Expanded Grade IV. Action Eleven now *erases* those service facsimiles using R3RA. It may be that the pc has had this done earlier, and this should be checked for in the pc's folder. If not done earlier, the auditor takes each service fac that was found and run in brackets on Grade IV and runs it out with R3RA. A service fac is a brother to R/Ses and evil intentions—so erasing the pc's service facs can result in some tremendous gains in terms of sanity and ability. (Refs: HCOB 10 Apr. 88, NED Series 30, R3RA SERVICE FACSIMILE HANDLING, ACTION ELEVEN, and HCOB 6 Sept. 78 III, ROUTINE THREE SC-A, FULL SERVICE FACSIMILE HANDLING UPDATED WITH NEW ERA DIANETICS)

ACTION TWELVE: COMPLETE HANDLING ON THE ORIGINAL ASSESSMENT SHEET

You have handled all drugs, alcohol and medicine and all losses the pc has had fully and completely. The pc is now set up to go ahead with handling the rest of his complaints and symptoms.

The full procedure of handling the remainder of this Original Assessment Sheet is laid out in full in HCOB 28 July 71RB, NED Series 8RA, DIANETICS, BEGINNING A PC ON, and HCOB 18 June 78R, NED Series 4R, ASSESSMENT AND HOW TO GET THE ITEM. Follow these issues exactly.

ACTION THIRTEEN: REASSESSMENT OF THE ORIGINAL ASSESSMENT SHEET

When all Original Assessment Sheet items are handled as above, the Original Assessment Sheet is reassessed. The pc's memory will have improved if you've done a good job of auditing so far and his targets in processing will have changed.

So we reassess the Original Assessment Sheet and handle any now reading area. (Ref: HCOB 4 July 78R, NED Series 12R, SECOND ORIGINAL ASSESSMENT)

ACTION FOURTEEN: DIANETIC STUDENT RESCUE INTENSIVE

This is an optional step to be taken if your pc is having any trouble with study. It takes up and handles any and all somatics connected with the subject of study.

A Student Rescue Intensive is not run until the pc has been completed up to Action Twelve as it would interrupt this program because drugs, if he has taken any, are a probable contributory cause to being unable to study. Also the Dianetic Student Rescue Intensive is not a substitute for proper Word Clearing of Dianetic, Scientology and earlier courses and training. It does however make the latter much more effective. (Ref: HCOB 2 July 78, NED Series 11, DIANETIC STUDENT RESCUE INTENSIVE)

ACTION FIFTEEN: PREPARED ASSESSMENT FORM

This is an early step I developed in Dianetics which fell into disuse and abandonment. However, it can produce some amazing results and so is being

put back as a standard step in the running of Dianetics. It is done by assessing a prepared list of types of somatics and fully handling each one using New Era Dianetics.

When you have an F/Ning list and the pc is VGIs, it is the end of this step.

The procedure and list are covered on HCOB 1 July 78, NED Series 13, DIANETIC PREPARED ASSESSMENT RUNDOWN.

ACTION SIXTEEN: DISABILITY RUNDOWN

This rundown handles anything the pc considers a disability; mental, physical or otherwise. It handles everything from being too short to not being able to speak Arabic or not wanting to go to parties. It takes each disability and handles it with R3RA. (Ref: HCOB 29 June 78, NED Series 14, DISABILITY RUNDOWN)

ACTION SEVENTEEN: IDENTITY RUNDOWN

We have never before had a Dianetic process specifically directed to getting a pc into valence. The Identity Rundown now handles that. It specifically takes up and handles valences the pc may be in by using the New Era Dianetics tech. (Ref: HCOB 20 June 78, NED Series 15, IDENTITY RUNDOWN)

ACTION EIGHTEEN: AUDITING OUT SESSIONS—OPTIONAL

Now and then it is necessary to audit out an auditing session or all auditing. One does this by R3RA, running the incident narrative to erasure and only going earlier-similar if it starts to grind very badly or, if all auditing, handling it session by session as a chain. (Refs: HCOB 23 May 69R, AUDITING OUT SESSIONS; HCOB 26 June 78RA II, NED Series 6RA, ROUTINE 3RA, ENGRAM RUNNING BY CHAINS; HCOB 18 June 78R, NED Series 4R, ASSESSMENT AND HOW TO GET THE ITEM)

IF YOU GET INTO TROUBLE

If you run into any trouble on these Dianetic steps, use the L3RH and handle all reading items to EP. Or go to Cramming on Dianetics. (Ref: HCOB 11 Apr. 71RE, NED Series 20, L3RH)

SUMMARY

Completing all the above steps thoroughly and completely ensuring that all chains are run to full end phenomena is the only way you will have a well and happy pc.

L. RON HUBBARD
Founder

Revision assisted by
LRH Technical Research
and Compilations



Remimeo

New Era Dianetics Series 3

OBJECTIVE ARC

I have recently added a new process to be done before the full battery of Objective Processes. It is called Objective ARC.

Objective ARC is the first Objective Process to be done on a pc. It is followed by CCHs 1-10, SCS on an Object, SCS, SOP 8-C and Op Pro by Dup as covered in HCOB 11 June 57, TRAINING AND CCH PROCESSES; PAB 80; PAB 97; PAB 34 and HCOB 4 Feb. 59, OP PRO BY DUP.

The commands of Objective ARC are run 1-2-3, 1-2-3, three commands given repetitively.

The commands are:

“LOOK AROUND HERE AND FIND SOMETHING THAT IS REALLY REAL TO YOU.”

“LOOK AROUND HERE AND FIND SOMETHING YOU WOULDN'T MIND COMMUNICATING WITH.”

“LOOK AROUND HERE AND FIND SOMETHING YOU WOULDN'T MIND BEING AROUND.” (An alteration of the original command because the original command was too steep.)

The pc and auditor are ambulant.

This process will bite suddenly and bring a person up to present time. It has been known to crack cases.

Of all Objectives, this process tends to be the shortest. It often ends with a very bright cog after only a few commands.

The end phenomena of this process would be person in present time, cognition and very good indicators, accompanied by an F/N.

The above will accomplish a great deal for the pc if done correctly and with flawless TRs.

L. RON HUBBARD
Founder

New Era Dianetics Series 4R

ASSESSMENT AND HOW TO GET THE ITEM

A great deal of material has existed about assessment of the preclear. In New Era Dianetics, Dianetic assessment has been summarized and simplified and added to. These New Era Dianetics assessment steps are precise. And they will detect and isolate the things that have to be handled to make a pc a well and happy being.

It is important to understand what assessment is and what you are attempting to accomplish when doing an assessment.

If you simply understand that you are trying to find an item that reads well, brings in the pc's indicators, in which the pc is interested, an item which was usefully worded and would run, you would have it.

In New Era Dianetics, several different kinds of assessment are used to get items to run out R3RA on the pc.

The New Era Dianetics Original Assessment Items

This is the first assessment done in New Era Dianetics. It has been known by various names, "Health Form," "Preclear Assessment Sheet" and is now reissued with only minor changes as HCOB 24 June 78RA, NED Series 5RA, ORIGINAL ASSESSMENT SHEET.

It contains the pc's physical history and background, and gives the auditor and C/S a picture of the case. It is an assessment as it is done on the meter and enables the auditor and C/S to see what needs to be handled.

Original Item

The original item is a condition, illness, accident, drug, alcohol or medicine, etc., that has been given by the pc to the auditor. This will come from the Original Assessment Sheet, from another New Era Dianetics rundown or may simply be offered by the pc.

Original items tend to be general in character, such as "lame" or a medical condition, and are either lacking things you will find on the Preassessment List

or are too broad to be audited. Pcs normally give items this way when asked for them on the New Era Dianetics Original Assessment Sheet, NED Series 5RA.

Preassessment

Preassessment is a new procedure in New Era Dianetics. It is done with a prepared Preassessment List and determines what categories of somatics are connected to the original item, and which of these is the most highly charged.

It is called the preassessment because it comes before the assessment of the actual item to run out R3RA. (The item to be run out is now called the running item.)

Preassessment is done on the original item with the Preassessment List.

Preassessment List

This is found in New Era Dianetics Series 4-1.

A prepared list of categories of somatics which is assessed in connection with the original item. (The list includes pains, sensations, feelings, emotions, attitudes, misemotions, unconsciousnesses, sorenesses, compulsions, fears, aches, tirednesses, pressures, discomforts, dislikes, numbnesses.)

Preassessment Item

The largest reading item obtained on an assessment of the Preassessment List. This item is used to get running items.

LISTING FOR RUNNING ITEMS

The auditor now takes the preassessment item and makes a list on a separate sheet of paper and asks the pc, “**What (preassessment item found) are/is connected with (original item found)?**”

The auditor writes down exactly what the pc says in a column and notes the meter reads at the exact moment the pc ends the statement of the running item.

The result is a list called the running item list.

If the pc gives you an exact feeling (“feeling scared,” “a burning feeling in my ear,” “a sharp pain in my toe”), the feeling is simply run out R3RA Quad if it reads and the pc is interested.

An item which states a somatic and is runnable is called a running item. Running items are exactly stated pains, sensations, feelings, emotions, attitudes, misemotions, unconsciousnesses, sorenesses, compulsions, fears, aches, tirednesses, pressures, discomforts, dislikes, numbnesses.

If the pc gives you a general type item like “stomach problems,” a drug, alcohol, medicine, medical term or narrative, which does not state a feeling (etc.), the feelings (etc.) for the item must be found so they can be run. The preassessment is done to get running items.

Running Item

The auditor takes the best reading item on the running item list (possibly an LF or an LFBD or an instant F/N) and checks with the pc, “Are you interested in this item?” and if so it becomes the running item which you will run by R3RA Quad.

Running items are sometimes abruptly volunteered by the pc and if they are within the categories of the assessment list they can be run, but be careful of (1) jumping onto some other subject than the original item you are trying to handle or (2) upsetting the pc because you refuse to audit it. Warning: If you go off New Era Dianetics assessment procedure, you will be potshooting all over a case and never finish it.

All this New Era Dianetics procedure is leading up to finding running items that will run and resolve the case. So the thing you are after in assessment is the running item and it is most accurately obtained as above.

This is done by taking the original item, say “stomach problems,” doing a preassessment on it and, with the preassessment item, finding a running item.

(Example: Stomach problems is the original item. A preassessment is done and “sorenesses” is the largest reading item on the Preassessment List. The auditor then lists for running items, using sorenesses, and gets “A dull soreness on my left side.” This is the running item, which will be handled with R3RA Quad.)

PREASSESSMENT

Previous to New Era Dianetics you would have taken a Dianetic item such as a drug or a chronic condition or an accident and you would have asked the pc to give you the attitudes, emotions, sensations and pains connected to the item.

I have just developed a new procedure on the handling and running of Dianetics. It is called the preassessment. This is how it works.

1. The auditor obtains an original item from the pc. This will be from a drug list, the Original Assessment Sheet or other New Era Dianetics rundown. (It will be a drug, a condition, an illness, an accident, etc.)
2. He then preassesses the feelings on the Preassessment List to find out which preassessment item is the most highly charged in connection with the original item.
3. From the preassessment item (the largest reading Preassessment List item) the auditor can get specific somatics, called running items, from the pc. These running items will be the ones the pc is most interested in.



4. The running item found in step 3 is run R3RA Quad.

Example: The original item is “bronchitis.” The auditor assesses the Preassessment List below by asking the pc:

“Are _____ connected with bronchitis?”

pains	compulsions
sensations	fears
feelings	aches
emotions	tirednesses
attitudes	pressures
misemotions	discomforts
unconsciousnesses	dislikes
sorenesses	numbnesses

He gets an LF on misemotions. This is the largest read.

“What misemotions are connected with bronchitis?”

As the pc tells him, the auditor takes them down, noting meter reads while the pc is giving the items. (And that’s all there is to the preassessment.)

PREASSESSMENT ITEM

This is in turn the largest reading item on the Preassessment List above and then subsequently lesser reading items from the same list are taken up.

With the preassessment item gotten, the auditor can list to find the running items.

(Example: The preassessment item is “misemotion.” The auditor asks, “What misemotions are connected with bronchitis?”)

He writes down all the answers the pc gives him, with their reads.

Feeling like I want to give up X

Worried about my lungs LFB

Feeling angry about not breathing F

Scared to death sF

The auditor would first run “Worried about my lungs” R3RA Quad and then would return to the next best reading item, in this case, “Feeling angry about not breathing.”

RUNNING ITEM

The auditor chooses the largest reading item the pc has given and checks interest for the next chain. This is the running item.

ACTUAL AUDITING

Having found the running item, the auditor then runs it out R3RA Quad.

FINDING THE NEXT RUNNING ITEM

The auditor has a choice of taking a lesser reading item from the Preassessment List or the running item list or (safer) do a new preassessment on the same original item. (You don't stop working on the original item until it is gone completely and forever.)

Having done a preassessment on the same original item, you do a new running item list, take the best read (Fall, LF, instant F/N) and use it as your new running item.

ASSESSMENT COMMANDS

Commands for the Original Assessment Sheet of the New Era Dianetics rundown:

1. Ask the question on the Original Assessment Sheet. Write answer and note meter read.
2. **“Are (preassessment item being called) connected with (original item being preassessed)?”**
3. **“What (largest reading preassessment item) are connected with (original item)?”**
4. **“Are you interested in running (largest reading or instantly F/Ning running item found in 3 above)?”**
5. Go straight into R3RA Quad, using the item in 4 if the pc is interested.

HANDLING SOMATICS

The Preassessment List is designed to locate somatics which the auditor can then handle with R3RA.

By somatic is meant a pain or ache, sensation, misemotion or even unconsciousness. There are a thousand different descriptive words that could add up to a feeling. Pain, aches, dizziness, sadness, they are all feelings.

All chains are held together by the general various awarenesses which are named on the Preassessment List.

One generally identified difficulty given by the pc on the Original Assessment is, in actual fact, in almost all cases composed of pains, sensations, feelings, emotions, attitudes, misemotions, unconsciousnesses, sorenesses, compulsions, fears, aches, tirednesses, pressures, discomforts, dislikes and numbnesses as well as one or more postulates. It is very possible that any major Original Assessment item contains 3 or 4 full chains for each one of these.

Hence an auditor really hasn't got a prayer of eradicating a major Original Assessment unless he runs 64 or more complete chains thoroughly and accurately. Some might give up with less and some might require many more.

If you follow the New Era Dianetics assessment procedure perfectly and flawlessly, well, you have every chance of achieving a well and happy human being.

HANDLING NARRATIVES

A narrative is a story, an account, a tale.

For many years narratives were held in disrepute and auditors were sometimes warned against running them. The reason for this is that when you try to solve a case on narratives alone it takes several thousand hours of auditing.

However, to abandon narratives totally is to abandon some of the most dramatic case changes you can get.

Occasionally the pc will come into a session after a physically or emotionally painful experience, an accident, illness, loss or great emotional stress. Running these incidents out narrative erases the psychic trauma the person has undergone and speeds recovery.

You sometimes find that a person's whole life changed around the death of a relative or child or a divorce or an auto accident or some other similar catastrophe. This is usually found and handled in ACTION NINE in the HCOB 22 June 78RA, NED Series 2RA, NEW ERA DIANETICS FULL PC PROGRAM OUTLINE.

When running a narrative, one is running out the narrative *incident*. A narrative needs to be run and run and run on that one incident. You are running that incident to erasure and you only go earlier-similar if it starts to grind very badly. The trick in running narratives is to find the earlier beginning each time the person is moved through it. (See ACTION NINE, NED Series 2RA.)

A condition or circumstance without an incident is NOT narrative. An example of this would be "obstruction of justice." It would not run as there is not an exact incident. "Hitting a cop" is a narrative. "Feeling sick about cops" is not a narrative as there is no story connected with it, but there is a somatic.

RUNNING NARRATIVES

To run a narrative item, the auditor must first find out exactly what happened with the pc, then, by asking the pc "What shall we call this incident?" he will have the preclear's wording and can run it Narrative using the New Era Dianetics Narrative commands. One would run a narrative item ONLY if it reads well and the pc is interested in running it out.

Narrative handling to its full EP can give miraculous results, but it can take a long time to get the pc through it. A full Dianetic EP of postulate off (which IS the erasure), F/N and VGIs must be reached. If the pc gives a cognition which is not the actual postulate from the incident or doesn't sound like it to the auditor, the postulate is asked for.

NARRATIVE ASSESSMENT COMMANDS

1. Ask the questions called for on the Original Assessment Sheet.
2. Note any original items that contain recent losses, illnesses, accidents, upsets or deaths and ask: "Are you interested in handling (description of item on the Original Assessment Sheet)?"
3. If the pc signifies that he is, go immediately into R3RA Narrative.

ASSESSING TONE OF VOICE

The auditor does the assessing by asking the question as a question, not as a statement of fact. To assess the question as a statement tends to evaluate and can even invalidate the preclear.

You can go around asking questions with a tape recorder going. Play it back and you will notice the voice tone rises on a question and goes down on a statement. So the right way to assess the questions would be to have a slight upcurve at the end and actually assess it as a question.

ASSESSMENT IS DONE BY THE AUDITOR BETWEEN THE PC'S BANK AND THE METER. THERE IS NO PARTICULAR NEED IN DIANETIC ASSESSING TO LOOK AT THE PC. JUST NOTE WHICH ITEM HAS THE LONGEST FALL OR BD. THE AUDITOR LOOKS AT THE METER WHILE DOING AN ASSESSMENT.

Rote procedure gets heavily in the road of a Dianetic assessment. The pc gives a list, the auditor doesn't watch the reads and note them, then the auditor commonly goes back to assess the list. By that time the surface charge is off. He should have watched the meter in the first place and taken reads while the pc was originating the item. Why all this assessing of the finished list? Of course, when you already have a list done by another with no reads marked on it, you have to read it off and mark what reads. And using a list a second time, you have to read it off to the pc to see what reads.

In Dianetics one always handles an instant F/N first, then any LFBD, LF, F or sF, in that order. The largest reading items are the ones the pc can most easily confront. When the largest reading item is handled, go on to the next biggest reading item (and so on) until all reading items have been handled. This same principle applies to all New Era Dianetics auditing. Take up the biggest reading areas and handle those first.

You may find there is something plainly visible that is wrong with the preclear, like a broken leg, yet it may not read at all. Instead the meter is reading on the pain in his arm. You do the standard action of handling the items that the meter reads on.

In assessing a prepared list such as the Preassessment List, always take up the item which got an instant F/N first, followed by the next largest read.

In a list like the running items list you continue listing until the pc says that's all or you've got an F/N item. If you get in trouble right after listing a running item list on a pc and the pc seems upset and you are not a Scientology auditor, go get a Scientology auditor Class IV fast and have him repair the list for you as it may have become a Scientology list either through auditor error or inability to read a meter or missing a read or whatever.



The laws of listing and nulling always apply to Scientology lists and sometimes on rare occasions apply to a Dianetic list and can on these cases cause trouble.

Listing for a running item on the running item list usually doesn't cause trouble as it is already taken from the Preassessment List and is not a very broad question.

This and a failure to follow New Era Dianetics assessment and R3RA procedure exactly or failure to actually erase the basic on a chain is about all the trouble you'd run into.

Review New Era Dianetics Series 1R on what is expected of a student.

L. RON HUBBARD
Founder



HCO BULLETIN OF 11 JULY 1978

Remimeo

New Era Dianetics Series 4-1

THE PREASSESSMENT LIST

This Preassessment List will get you running items, if the pc has given you a general somatic item, a drug item, alcohol item, etc.

To be used as described in HCOB 18 June 1978R, NED Series 4R, ASSESSMENT AND HOW TO GET THE ITEM.

Pc name _____ Date _____

Auditor name _____

Name of New Era Dianetics Rundown being done _____

Original item being preassessed _____

Assess the list below, using each preassessment item.

“ARE _____ CONNECTED WITH (original item)?”

	1	2	3	4	5	6	7
Pains							
Sensations							
Feelings							
Emotions							
Attitudes							
Misemotions							
Unconsciousnesses							
Sorenesses							
Compulsions							
Fears							
Aches							
Tirednesses							
Pressures							
Discomforts							
Dislikes							
Numbnesses							



Take the largest reading preassessment item and ask pc: “**WHAT** (largest reading preassessment item) **ARE CONNECTED WITH** (original item)?”

Do the preassessment on this sheet.

List the question and the pc’s answers on a *separate* sheet and note reads of each, including F/Ns.

(See HCOB 9 Nov. 87, Auditor Admin Series 19RA, DIANETIC ASSESSMENT LISTS.)

L. RON HUBBARD
Founder



HUBBARD COMMUNICATIONS OFFICE
Saint Hill Manor, East Grinstead, Sussex

HCO BULLETIN OF 24 JUNE 1978RA
REVISED 8 APRIL 1988

Remimeo
BPI
HGC
All Auditors

(Cancels BTB 24 Apr. 69RA, PRECLEAR
ASSESSMENT SHEET)

New Era Dianetics Series 5RA

ORIGINAL ASSESSMENT SHEET

WHEN IS THE ORIGINAL ASSESSMENT SHEET DONE

This Original Assessment Sheet is done as the beginning action of Dianetics and on all new cases. It is done in a formal auditing session in an auditing room with the pc duly signed up and in session.

WHO DOES THE ORIGINAL ASSESSMENT SHEET

The auditor assigned to audit the preclear does the assessment. It is included as part of the preclear's auditing time as it is valuable data collection on the preclear's case, done with the preclear on the meter.

PURPOSE OF THE ORIGINAL ASSESSMENT SHEET

The purpose of this form is to provide essential data regarding the preclear to the C/S, the D of P and the auditor, and to better acquaint the auditor with the preclear at the onset of auditing.

HOW IS THE ORIGINAL ASSESSMENT SHEET DONE

The assessment is done with the preclear on the meter.

The preclear is given the R-factor that you will simply be asking him for essential data about himself for the purpose given above.

The auditor notes down the data as the pc gives it. He does not take up the pc's answers to the questions, except, when necessary, to make sure the question is answered and the auditor has the facts straight. TA at start and end of the assessment is noted, along with any TA action during the assessment. Needle reactions to the questions are noted when the question is given, plus any needle reaction that occurs during the pc's reply.

NEATNESS OF THE ORIGINAL ASSESSMENT SHEET

The data should be written plainly and neatly on the assessment sheet so that it is readable, as the information is wanted. Auditor does not delay or hold up the pc giving answers, however, while he completes admin.

WHERE DOES THE ORIGINAL ASSESSMENT SHEET GO WHEN COMPLETED

When completed, the Original Assessment Sheet is kept in the preclear's folder. A note is made in the Folder Summary of the pc's folder that the Original Assessment Sheet has been done.

ORIGINAL ASSESSMENT SHEET

Name of pc: _____ Age of pc: _____

Auditor: _____ Org: _____

TA position at start of assessment: _____

A. FAMILY:

1. Is mother living? _____ E-Meter Reaction _____

2. Date of death: _____ E-Meter Reaction _____

3. Pc's statement of relationship with mother: _____

_____ E-Meter Reaction _____

4. Is father living? _____ E-Meter Reaction _____

5. Date of death: _____ E-Meter Reaction _____

6. Pc's statement of relationship with father: _____

_____ E-Meter Reaction _____

7. List brothers, sisters and other relatives of the pc, date of death of any and any E-Meter reaction:

Relation	Date of Death	E-Meter Reaction
_____	_____	_____
_____	_____	_____
_____	_____	_____
_____	_____	_____
_____	_____	_____

8. Where and with whom do you live? _____

_____ E-Meter Reaction _____

9. Are you currently associated with anyone who is antagonistic to mental or spiritual treatment or Scientology? _____

E-Meter Reaction _____

If yes, who? _____ E-Meter Reaction _____

_____	_____
_____	_____
_____	_____
_____	_____



10. Is anyone actively objecting to your getting treatment? _____

E-Meter Reaction _____

If yes, who?

E-Meter Reaction

_____	_____
_____	_____
_____	_____
_____	_____

11. Has anyone insisted you get treatment? _____

E-Meter Reaction _____

If yes, who?

E-Meter Reaction

_____	_____
_____	_____
_____	_____
_____	_____

12. Has anyone ever objected to your getting treatment? _____

E-Meter Reaction _____

If yes, who?

E-Meter Reaction

_____	_____
_____	_____
_____	_____
_____	_____

13. Has anyone encouraged you to get treatment? _____

E-Meter Reaction _____

If yes, who?

E-Meter Reaction

_____	_____
_____	_____
_____	_____
_____	_____

14. Has anyone ever objected to you getting better? _____

E-Meter Reaction _____

If yes, who?

E-Meter Reaction

_____	_____
_____	_____
_____	_____
_____	_____



15. Has anyone ever assisted you in self-betterment? _____

E-Meter Reaction _____

If yes, who?

E-Meter Reaction

_____	_____
_____	_____
_____	_____
_____	_____

16. Does anyone not like you the way you are? _____

E-Meter Reaction _____

If yes, who?

E-Meter Reaction

_____	_____
_____	_____
_____	_____
_____	_____

17. Has anyone tried to make you change or be different? _____

E-Meter Reaction _____

If yes, who?

E-Meter Reaction

_____	_____
_____	_____
_____	_____
_____	_____

B. MARITAL STATUS:

1. Married: _____ Single: _____ Divorced: _____

E-Meter Reaction _____

No. of times divorced _____ E-Meter Reaction _____

2. Pc's statement of relationship with spouse: _____

E-Meter Reaction _____

3. List any marital difficulties pc presently has:

Difficulty

E-Meter Reaction

_____	_____
_____	_____
_____	_____



4. If divorced, list reasons for divorce and pc's emotional feeling about divorce:

Reason, Emotional Feeling

E-Meter Reaction

_____	_____
_____	_____
_____	_____

5. List children, date of death of any child and E-Meter reaction:

Children

Date of Death

E-Meter Reaction

_____	_____	_____
_____	_____	_____
_____	_____	_____
_____	_____	_____
_____	_____	_____
_____	_____	_____

C. EDUCATION LEVEL:

State the level of schooling pc has had, university education or professional training.

Schooling, Training

E-Meter Reaction

_____	_____
_____	_____
_____	_____

D. PROFESSIONAL LIFE:

State main jobs pc has held.

Job

E-Meter Reaction

_____	_____
_____	_____
_____	_____
_____	_____
_____	_____

E. DRUGS:

(NOTE: LIST DRUGS, MEDICINE OR ALCOHOL TAKEN THIS LIFE-TIME ONLY.)

1. Are you taking any drugs currently? _____

E-Meter Reaction _____

What Drug

Dates (How Long)

E-Meter Reaction

_____	_____	_____
_____	_____	_____
_____	_____	_____
_____	_____	_____



H. UPSETS:

Are you upset with or cross about anything or anyone at this particular time?

Upset

E-Meter Reaction

_____	_____
_____	_____
_____	_____
_____	_____

I. DANGERS:

1. Are you in any particular danger at this time?

Description

E-Meter Reaction

_____	_____
_____	_____
_____	_____

2. Are there engrams that match this in the past? _____

E-Meter Reaction _____

J. ACCIDENTS:

List any serious accidents pc has had, the date of such, any permanent physical damage and E-Meter reaction.

Accident

Date

Physical Damage

E-Meter Reaction

_____	_____	_____	_____
_____	_____	_____	_____
_____	_____	_____	_____
_____	_____	_____	_____
_____	_____	_____	_____

K. ILLNESSES:

List any serious illnesses pc has had, giving date of each, any permanent physical damage and E-Meter reaction.

Illness

Date

Physical Damage

E-Meter Reaction

_____	_____	_____	_____
_____	_____	_____	_____
_____	_____	_____	_____
_____	_____	_____	_____
_____	_____	_____	_____



L. OPERATIONS:

List any operations, the date of each and E-Meter reaction.

Operation	Date	E-Meter Reaction
_____	_____	_____
_____	_____	_____
_____	_____	_____
_____	_____	_____
_____	_____	_____

M. PRESENT PHYSICAL CONDITION:

List any bad physical condition pc presently has and E-Meter reaction to such.

Physical Conditon	E-Meter Reaction
_____	_____
_____	_____
_____	_____
_____	_____
_____	_____

N. PT ILLNESSES:

1. List any illnesses the pc currently has.

Illness	E-Meter Reaction
_____	_____
_____	_____
_____	_____
_____	_____
_____	_____

2. Do you have any recurring physical ailment?

Ailment	E-Meter Reaction
_____	_____
_____	_____
_____	_____
_____	_____
_____	_____



O. DISABILITY PAYMENT OR PENSION:

List any disability payment or pension received by the pc, what it is for, how much and for how long it has been received.

What For	How Much	Duration	E-Meter Reaction
_____	_____	_____	_____
_____	_____	_____	_____
_____	_____	_____	_____

P. ANY FAMILY HISTORY OF INSANITY:

Who	What	When	E-Meter Reaction
_____	_____	_____	_____
_____	_____	_____	_____
_____	_____	_____	_____
_____	_____	_____	_____

Q. EYES:

	E-Meter Reaction
Any tint in eye white? _____	_____
Eye color? _____	_____
Color blindness? _____	_____
Glasses? _____	_____

R. BODY WEIGHT:

	E-Meter Reaction
Overweight? _____	_____
Underweight? _____	_____

S. ANY PERCEPTION DIFFICULTIES:

What	E-Meter Reaction
_____	_____
_____	_____
_____	_____

T. ANY PERCEPTION TROUBLE IN FAMILY:

What and Who	E-Meter Reaction
_____	_____
_____	_____
_____	_____



U. SICK OR DISABLED FAMILY:

Who and What

E-Meter Reaction

<hr/>	<hr/>
<hr/>	<hr/>
<hr/>	<hr/>

V. EARLIER ALLIES OR CLOSE FRIENDS:

Who

E-Meter Reaction

<hr/>	<hr/>
<hr/>	<hr/>
<hr/>	<hr/>
<hr/>	<hr/>
<hr/>	<hr/>

W. HUSBAND OR WIFE PHYSICAL TROUBLES:

What

E-Meter Reaction

<hr/>	<hr/>
<hr/>	<hr/>
<hr/>	<hr/>

X. ATTITUDE TOWARDS ILLNESS:

Attitude

E-Meter Reaction

<hr/>	<hr/>
<hr/>	<hr/>

Y. ATTITUDE TOWARDS TREATMENT:

Attitude

E-Meter Reaction

<hr/>	<hr/>
<hr/>	<hr/>

Z. ANY CURRENT TREATMENT IN PROGRESS:

Treatment

E-Meter Reaction

<hr/>	<hr/>
<hr/>	<hr/>
<hr/>	<hr/>



AA. *COMPULSIONS, REPRESSIONS AND FEARS:*

List any compulsions (things pc feels compelled to do), repressions (things pc must prevent himself from doing) and any fears of pc.

Compulsions

E-Meter Reaction

_____	_____
_____	_____
_____	_____
_____	_____
_____	_____
_____	_____
_____	_____

Repressions

E-Meter Reaction

_____	_____
_____	_____
_____	_____
_____	_____
_____	_____
_____	_____
_____	_____

Fears

E-Meter Reaction

_____	_____
_____	_____
_____	_____
_____	_____
_____	_____
_____	_____
_____	_____

Are you trying to change something someone else doesn't like?

What and Who

E-Meter Reaction

_____	_____
_____	_____



GG. FORMER PRACTICES:

1. What practices or treatments have you engaged upon in the past?

Practice or Therapy	Dates (How Long)	E-Meter Reaction
_____	_____	_____
_____	_____	_____
_____	_____	_____
_____	_____	_____

2. Are you continuing any of the above in the present?

	E-Meter Reaction _____
If yes, what?	E-Meter Reaction
_____	_____
_____	_____

HH. WHAT PROBLEMS ARE YOU TRYING TO SOLVE BY PROCESSING?

If yes, what?	E-Meter Reaction
_____	_____
_____	_____
_____	_____
_____	_____

II. HAVE YOU EVER DONE ANYTHING HARMFUL TO DIANETICS, DIANETICISTS, SCIENTOLOGY, SCIENTOLOGISTS OR ORGANIZATIONS?

What?	E-Meter Reaction
_____	_____
_____	_____
_____	_____
_____	_____

JJ. ELECTRIC SHOCK/PLANT

1. Have you been given electric shock? _____

E-Meter Reaction _____

If yes, get the date and how many times.

Date	How Many Times	E-Meter Reaction
_____	_____	_____
_____	_____	_____



2. Were you instructed to come here? _____

E-Meter Reaction _____

If yes, briefly get details.

E-Meter Reaction _____

NOTE: If the pc answers “yes” to either JJ-1 or JJ-2, the C/S must see that the pc is routed to the Ethics Officer for handling per policy on illegal pcs and sources of trouble. (Ref: HCO PL 6 Dec. 76RB, ILLEGAL PCS, ACCEPTANCE OF, HIGH CRIME PL, and HCO PL 27 Oct. 64R, POLICIES ON PHYSICAL HEALING, INSANITY AND SOURCES OF TROUBLE) If the pc was instructed to come into the org, the Ethics Officer’s handling includes getting a full documented confession, including (as found) who so instructed the pc and where.

KK. REALITY FACTOR:

You know of course that people sometimes get cross at the auditor or run away when they are withholding information from them and we don’t want you to do that.

Anything you tell me is confidential and is protected under ministerial confidence.

1. Is there anything we have missed or omitted while doing this assessment?

2. Is there anything you would care to tell me about this?

E-Meter Reaction _____

State of needle at the end of the above: _____

TA position at end of assessment: _____

L. RON HUBBARD
Founder

Revision assisted by
LRH Technical Research
and Compilations



New Era Dianetics Series 6RA

**ROUTINE 3RA
ENGRAM RUNNING BY CHAINS**

Refs:

HCOB	2 Dec. 69	RISING TA
HCOB	28 May 69RA	HOW NOT TO ERASE
	Rev. 21.9.78	
HCOB	23 May 69RA	AUDITING OUT SESSIONS, NARRATIVE
	Rev. 11.7.78	VERSUS SOMATIC CHAINS
HCOB	2 Apr. 69RA	DIANETIC ASSISTS
	Rev. 28.7.78	
HCOB	13 Sept. 78	NED Series 27 R3RA ENGRAM RUNNING BY CHAINS AND NARRATIVE R3RA—AN ADDITIONAL DIFFERENCE
HCOB	16 Sept. 78	NED Series 28 POSTULATE OFF EQUALS ERASURE

Cancels:

HCOB	26 May 78 II	ROUTINE 3R REVISED ENGRAM RUNNING BY CHAINS
BTB	6 May 69RA II	ROUTINE 3R REVISED ENGRAM RUNNING BY CHAINS

The search to unravel the mystery of the human mind was so long and so complex that it had many turnings. Methods were changed so as to be perfected as understanding increased in the research line.

Unfortunately this was taken advantage of by some of questionable intent. Because there had been changes and perfecting actions, they could introduce unworkable changes that would go relatively undetected.

Probably this is the fate of all subjects and why man is in a state of high material cultural achievement yet does not have really workable equipment and is in a terrible mess, surrounded on every hand by a failing material culture.

Probably the heaviest hat I've worn in recent years is the recovery of lost Dianetic and Scientology tech and eradicating and correcting alterations introduced into the subject by others.

Given a knowledge of the composition and behavior of the time track, engram running by chains is so simple that any auditor begins by overcomplication. You almost can't get uncomplicated enough in engram running.

In teaching people to run engrams in 1949, my chief despair was summed up in one sentence to the group I was instructing: "All auditors talk too much." And that's the first lesson.

The second lesson is: "All auditors acknowledge too little." Instead of cheerily acking what the pc said and saying "Continue," auditors are always asking for more data and usually for more data than the pc could ever give. Example: Pc: "I see a house here." Auditor: "Okay. How big is it?"

That's not engram running, that's just lousy "Q and A."

The proper action is: Pc: "I see a house here." Auditor: "Okay. Continue."

The exceptions to this rule are nonexistent. This isn't a special brand of engram running. It is modern engram running. It was the first engram running and is the latest and you can put aside any complications in between.

The rule is **ACKNOWLEDGE WHAT THE PC SAYS AND TELL HIM TO CONTINUE.**

Then there's the matter of being doubtful of control. Wrong example: Auditor: "Move to yesterday. Are you there? How do you know it's yesterday? What do you see that makes you think . . ." **FLUNK, FLUNK, FLUNK.**

Right example: Auditor: "Move to the beginning of that incident and tell me when you are there." (Pc answers.) "What do you see? . . . Good."

Another error is a failure to take the pc's data. You take the pc's data. Never take his orders.

EARLY ENGRAM RUNNING

No auditor who knew earlier-than-June-1978 engram running should consider he or she knows how to run engrams.

Routine 3RA is itself. It has no dependence on earlier methods of running engrams. Failure to study and learn R3RA "because one knows about engram running" will cause a lot of case failure.

If you know old-time engram running, there is no attempt here to invalidate you or that knowledge or make you wrong in any way. Those are all ways to run engrams and gave you a better grasp on it. I only wish to call to your attention that R3RA is not old-time engram running.

ROUTINE 3RA

Engram running by chains is designated "Routine 3RA."

It is a new triumph of simplicity. It does not demand visio, sonic or other perception at once by the pc. It develops them.

R3RA REVISED BY STEPS

The first thing the auditor does is to make sure the room and session are set up. This means, in other words, that the room is as comfortable as possible and free from interruptions and distractions; that the auditor's meter is fully charged



and set up and that the auditor has all the administrative supplies he will need for the session. Prepared correction lists for Dianetics must also be included.

He has the C/S for that session.

The pc is seated in the chair furthest from the door and is asked to pick up the cans.

The auditor checks that the pc has had enough to eat by doing the metabolism test and also checks that the pc has the correct sensitivity setting by having the pc squeeze the cans and adjusting the sensitivity knob so that the needle registers one-third-of-a-dial fall when squeezing the cans.

The auditor then starts the session by saying "This is the session" (Tone 40).

The auditor then puts in the R (reality) factor with the pc by telling the pc briefly what he is going to do in the session.

PRELIMINARY STEP:

Establish the type of chain the pc is to run by assessment. (Ref: HCOB 18 June 78R, NED Series 4R, ASSESSMENT AND HOW TO GET THE ITEM)

R3RA COMMANDS

FLOW 1

STEP ONE:

Locate the first incident by the command, "Locate a time when you had _____."

STEP TWO:

"When was it?" You accept any time or date or approximation the pc gives you. Do not attempt any dating drill.

STEP THREE:

Move the pc to the incident with the exact command, "Move to that incident." (This step is omitted if the pc keeps telling you he is there already.)

STEP FOUR:

"What is the duration of that incident?" Accept any duration the pc gives you or any statement he makes about it. Do not attempt to meter him a more accurate duration.

STEP FIVE:

Move the pc to the beginning of the incident with the exact command, "Move to the beginning of that incident and tell me when you are there."



STEP SIX:

Ask pc what he or she is looking at with the exact command, “What do you see?” (If the pc’s eyes are open, tell the pc first, “Close your eyes,” acknowledge him quietly for doing so and then give him the command.)

STEP SEVEN:

“Move through that incident to a point (duration pc said) later.”

STEP EIGHT:

Ask nothing, say nothing, do nothing (except observe the meter or make *quiet* notes) while pc is going through the incident. If pc comments before reaching the end, say, “Okay, continue.”

STEP NINE:

When the pc reaches the end of the incident, say *only*, “What happened?”

Take whatever pc says, acknowledge only as needful. Say *nothing* else, ask *nothing* else. When pc has told little or much and has finished talking, give him a final acknowledgment.

If the TA has risen (from its position at Step One), the auditor immediately checks for an earlier incident (step G). If no earlier incident, he asks for an earlier beginning to the incident (step H).

If the TA is the same or lower, he runs the incident through again (step A).

In going through an incident the second or successive times, one DOES NOT ask for date and duration or any description.

- A. (When the pc has told what happened and the auditor has acknowledged) “Move to the beginning of that incident and tell me when you are there.”
- B. “Move through to the end of that incident.”
- C. (When the pc has done so) “Tell me what happened.”
- Ca. “Is that incident erasing or going more solid?” (TA rising means the incident has gone more solid, so the question is unnecessary if TA is higher.)

If the incident is erasing, go through it again (step D).

If it has gone more solid, ask for an earlier incident (step G), and if no earlier incident, ask for an earlier beginning (step H).

- D. “Return to the beginning of that incident and tell me when you are there.”
- E. “Move through to the end of that incident.”
- F. “Tell me what happened.”



Fa. “Is that incident erasing or going more solid?” (TA rising means the incident has gone more solid so the question is unnecessary if TA is higher.)

If the incident is erasing, go through it again (step D).

If it has gone more solid, ask for an earlier incident (step G), and if no earlier incident, ask for an earlier beginning (step H).

G. “Is there an earlier incident when you had a _____ (exact same somatic)?”

Continue on down the chain of the SAME somatic using steps 2–9, A, B, C, D, E, F, G, H and EYE.

H. “Is there an earlier beginning to this incident?” or “Does the one we are running start earlier?” or “Does there seem to be an earlier starting point to this incident?”

(If not, give command D and put the pc through the incident again. If there is an earlier beginning, give command EYE.)

EYE. “Go to the new beginning of that incident and tell me when you are there.” (Followed by B, C.)

POSTULATE OFF EQUALS ERASURE

When it appears that you have reached the basic incident of the chain and that it is erasing, after each pass through ask:

“Has it erased?”

The pc sometimes thinks the incident is erasing but it’s not erasing, so you have to go back to your G, H, EYE followed by 2–9, A–EYE. In some cases this can happen several times in one chain.

The postulate coming off is the EP of the chain and means that you have obtained an erasure. This will be accompanied by F/N and VGIs.

Getting the postulate is the important thing. Even if you get an F/N, you don’t call the F/N UNTIL you’ve gotten the postulate, at which time you have reached the EP and end off on that chain.

If the pc says the chain has erased, but the postulate made during the time of the incident has not been volunteered by the pc, ask:

“Did you make a postulate at the time of that incident?”

Only when the postulate has come off to F/N and VGIs can one consider that the full EP of a Dianetic incident or chain has been reached.

You must recognize what the postulate is when it comes up. If you overrun past the postulate, you can really mess a pc up and he may need extensive repair. All you’re trying to get off the line is the postulate. That is what is keeping the chain there.

If the pc has given the postulate to F/N and VGIs, that is it. You have the EP of that chain.

GOING EARLIER

Ordinarily one runs an incident through twice (steps 1–9 then A–C) to unburden it and allow the pc to locate earlier incidents on the chain.

However, the TA rising on Step Nine is an indication that there is something earlier. If the auditor observes the TA rising, he should ask the pc if there is an earlier incident, using in the command the exact same somatic or feeling used in Step One. If there is no earlier incident, he asks if there is an earlier beginning.

An auditor should never solidify a pc's bank by putting him through an incident TWICE when by observation of the TA it is clear that the incident has gone more solid by the end of the FIRST run through.

Checking for an earlier incident after the first run through (if the TA has risen) is the solution to this.

If, after the second pass through, when you have asked the pc, "Is the incident erasing or going more solid?" and the pc doesn't know or isn't sure, ask for an earlier incident.

Never ask erasing/solid in the middle of an incident.

BOUNCERS

If the pc is out of the session, out of the incident, bounces from the incident, etc., you would have to have him or her RETURN to the beginning of the incident and move through the incident, returning the pc to the incident as necessary.

The pc who bounces out of an incident on a "bouncer" has to be put back into the incident and continue running it.

The commands to do this are: As soon as you have seen that the pc has bounced, give him command D ("Return to the beginning of that incident and tell me when you are there."), followed with E, F, Fa.

FLOWS 2, 3 AND 0

Step One and Step G (going earlier) commands for Flows 2, 3 and 0 are:

FLOW 2

STEP ONE:

"Locate an incident of your causing another (the exact somatic or feeling used in Flow 1)."

STEP G:

"Is there an earlier incident of your causing another (the exact somatic or feeling used in Flow 1)?"



FLOW 3

STEP ONE:

“Locate an incident of others causing others (plural of the somatic or feeling used in Flow 1).”

STEP G:

“Is there an earlier incident of others causing others (plural of the exact somatic or feeling used in Flow 1)?”

FLOW 0

STEP ONE:

“Locate an incident of you causing yourself (the exact somatic or feeling used in Flow 1).”

STEP G:

“Is there an earlier incident of you causing yourself (the exact somatic or feeling used in Flow 1)?”

Each of these Step One and Step G commands are run on the full verbatim 1–9, A–EYE steps as given herein.

NARRATIVE R3RA

A narrative item is often run to run out the physical experiences the person has *just* undergone. This could be for example an accident, illness, an operation or emotional shock.

However, a condition or circumstance without an incident is NOT narrative. It’s just an incorrect item. An example of this would be trying to run the item “obstruction of justice.” It would not run as there is no exact incident there.

Narratives are too often just run through once or twice and abandoned. This, unfortunately, leaves the incident still charged and affecting the pc. A narrative needs to be run and run and run on that one incident. What you are doing is running the *incident* Narrative to erasure and only going earlier-similar if it starts to grind very badly.

Most narratives will run out by themselves without going earlier even though it takes a very long time, but if you want to change somebody’s life, that’s how you can do it.

When you are running a narrative, you always add the known incident to the command.

Using the earlier beginning command in running narratives is essential. For example: If the pc is running out a death of somebody closely related to him, you will find that the incident actually started when he heard the phone ring, then, going back earlier to when somebody looked at him peculiarly, etc. So using the earlier beginning command in narrative running is VITAL.



The commands for narrative are:

FLOW 1

STEP ONE:

“Return to the time you (specific incident) and tell me when you are there.”

Steps 2–9 are followed (3 is omitted as you have already got the pc to the incident by giving him the first command, “Return to the time . . .”).

Earlier beginning (step H) is checked after each run through the incident. If there is one, send the pc to the new beginning of the incident (step EYE), then follow with steps B and C.

If there is no earlier beginning, return the pc to the incident with step A, followed by B and C, again checking earlier beginning (step H) at the end of each run through the incident. On third and subsequent runs through the incident use steps D, E, F, making certain to check for earlier beginning after each pass through, and only when the pc is obviously starting to grind and gets no place does one then use the command, “Is there an earlier-similar incident?”

FLOW 2

STEP ONE:

“Return to the time you caused another to/a (specific incident) and tell me when you are there.”

Steps 2–9 are followed (3 is omitted as you have already got the pc to the incident by giving him the first command, “Return to the time . . .”).

Earlier beginning (step H) is checked after each run through the incident. If there is one, send the pc to the new beginning of the incident (step EYE), then follow with steps B and C.

If there is no earlier beginning, return the pc to the incident with step A, followed by B and C, again checking earlier beginning (step H) at the end of each run through the incident. On third and subsequent runs through the incident, use steps D, E, F, making certain to check for earlier beginning after each pass through, and only when the pc is obviously starting to grind and gets no place does one then use the command, “Is there an earlier-similar incident?”

FLOW 3

STEP ONE:

“Return to the time others caused others to/a (specific incident) and tell me when you are there.”

Steps 2–9 are followed (3 is omitted as you have already got the pc to the incident by giving him the first command, “Return to the time . . .”).



Earlier beginning (step H) is checked after each run through the incident. If there is one, send the pc to the new beginning of the incident (step EYE), then follow with steps B and C.

If there is no earlier beginning, return the pc to the incident with step A, followed by B and C, again checking earlier beginning (step H) at the end of each run through the incident. On third and subsequent runs through the incident, use steps D, E, F, making certain to check for earlier beginning after each pass through, and only when the pc is obviously starting to grind and gets no place does one then use the command, "Is there an earlier-similar incident?"

FLOW 0

STEP ONE:

"Return to the time you caused yourself to/a (specific incident) and tell me when you are there."

Steps 2–9 are followed (3 is omitted as you have already got the pc to the incident by giving him the first command, "Return to the time . . .").

Earlier beginning (step H) is checked after each run through the incident. If there is one, send the pc to the new beginning of the incident (step EYE), then follow with steps B and C.

If there is no earlier beginning, return the pc to the incident with step A, followed by B and C, again checking earlier beginning (step H) at the end of each run through the incident. On third and subsequent runs through the incident, use steps D, E, F, making certain to check for earlier beginning after each pass through, and only when the pc is obviously starting to grind and gets no place does one then use the command, "Is there an earlier-similar incident?"

SECONDARIES

Secondaries are run with the same commands as R3RA. If they are narrative secondaries, they are run with the same commands as Narrative R3RA engrams.

The earlier-similar command is, "Is there an earlier-similar incident?"

ALWAYS RUN NARRATIVE INCIDENTS TRIPLE OR QUAD FLOW AS ABOVE.

AUDITOR KNOWLEDGE OF COMMANDS

These commands and procedures as given above *must* be thoroughly drilled with TR 101, 102, 103 and 104 before any Dianetic auditing may be done on a pc.

Pcs can be messed up by incorrect and sloppy commands.

SPEED OF COMMANDS

Some pcs run fast and some run slow. An auditor must never rush a pc or hold him up when he is ready to go on with the next command. The auditor must never keep a pc waiting for him while he handles his admin or comm lags before giving the next command.



Timing and speed are especially crucial when the auditor gives the command to move through the incident after having told the pc to move to the beginning of the incident. With a slow command, the pc would wind up halfway through the incident before he receives the command to move through it.

The better an auditor knows his TRs, his process commands, his meter and admin, the faster and more accurately he can operate. Speed is very important, especially when auditing fast pcs.

PC INTEREST

In doing R3RA it is necessary that (a) one chooses things the pc is interested in and (b) one does not force a pc to run things he is protesting being run on.

LAST INCIDENT FOUND

If you ask if there is an earlier-beginning and you have already checked for an earlier incident and the pc says there is no earlier-beginning, you do not just walk off from the one he was just running. You send the pc through it again and it will erase with full end phenomena or the pc will then be able to see an earlier incident and continue with the chain.

COMPLETING CHAINS

If you do sloppy R3RA and do one thing after another without getting the full EP of:

1. the actual postulate WHICH WILL BE THE ERASURE
2. F/N
3. VGIs,

you will get the pc stuck up on the track. You complete each chain to full EP as above, remembering that when the postulate comes off, THAT is your EP. The chain will have blown.

F/Ns

In running Dianetics, you do not stop at the first sign of an F/N, you do not call F/Ns during the running. Dianetics runs only by asking the pc if it is erasing. You ignore F/Ns until the postulate has come off to F/N and VGIs. THEN you call the F/N and that's it for that chain.

BLOWING BY INSPECTION

An auditor may occasionally encounter a pc who erases chains before he can even tell about them. Along about Step 3 of R3RA, the TA blows down, the needle F/Ns, the pc says, "It's gone," and VGIs come in. This is called blowing by inspection and occurs once in a while with a fast-running pc on a light chain.

If it was basic for that chain and the auditor fails to recognize and handle it, the pc will go into another chain or a heavy protest.

ENDING SESSION

An R3RA session can be safely ended on a completed chain that ended with the full Dianetic EP as above stated.

This doesn't mean the end of all Dianetic auditing. In the next session another assessment will turn up more unwanted feelings, etc.

ENDING DIANETICS

Dianetics is ended off only when a pc has become well and happy and remains that way.

And there you have it, engram running superior to any engram running ever done and giving superior and faster results.

SPECIAL NEW ERA DIANETICS RUNDOWN FOR OTs

New Era Dianetics or any Dianetics is NOT to be run on Clears or above or on Dianetic Clears.

Clears and OTs are to be audited on the special New Era Dianetics Rundown for OTs, which is available at Advanced Orgs and Flag. (Ref: HCOB 12 Sept. 78R, DIANETICS FORBIDDEN ON CLEARS AND OTs)

L. RON HUBBARD
Founder



New Era Dianetics Series 7RA

R3RA COMMANDS

This is a short list on R3RA commands.

STEP 1: **“Locate a time when you had _____.”**

STEP 2: **“When was it?”**

(Note: You accept any time or date or approximation the pc gives you. Do not attempt any dating drill.)

STEP 3: **“Move to that incident.”**

(This step is omitted if the pc keeps telling you he is there already.)

STEP 4: **“What is the duration of that incident?”**

(Accept any duration the pc gives you or any statement he makes about it. Do not attempt to meter him a more accurate duration.)

STEP 5: **“Move to the beginning of that incident and tell me when you are there.”**

STEP 6: **“What do you see?”**

(If the pc's eyes are open, tell the pc first, **“Close your eyes,”** acknowledge him quietly for doing so and then give him the command.)

STEP 7: **“Move through that incident to a point (duration pc said) later.”**

STEP 8: If pc comments before reaching the end, say, **“Okay, continue.”**

STEP 9: When pc has reached the end of the incident, ask, **“What happened?”** If the TA has risen (from its position at Step 1), the auditor immediately checks for an earlier incident (Step G). If no earlier incident, he asks for an earlier beginning to the incident (Step H).

If the TA is the same or lower, he runs the incident through again (Step A).

In going through an incident the second or successive times, one DOES NOT ask for date and duration or any description.

- A. (When the pc has told what happened and the auditor has acknowledged) **“Move to the beginning of that incident and tell me when you are there.”**
- B. **“Move through to the end of that incident.”**

- C. (When the pc has done so) **“Tell me what happened.”**
- Ca. **“Is that incident erasing or going more solid?”** (TA rising means the incident has gone more solid so the question is unnecessary if TA is higher.)
- If the incident is erasing, go through it again (Step D).
- If it has gone more solid, ask for an earlier incident (Step G), and if no earlier incident, ask for an earlier beginning (Step H).
- D. **“Return to the beginning of that incident and tell me when you are there.”**
- E. **“Move through to the end of that incident.”**
- F. **“Tell me what happened.”**
- Fa. **“Is that incident erasing or going more solid?”** (TA rising means the incident has gone more solid so the question is unnecessary if TA is higher.)
- If the incident is erasing, go through it again (Step D).
- If it has gone more solid, ask for an earlier incident (Step G), and if no earlier incident, ask for an earlier beginning (Step H).
- G. **“Is there an earlier incident when you had a exact same somatic?”**
- Continue on down the chain of the *same* somatic using Steps 2–9, A, B, C, D, E, F, G, H and EYE.
- H. **“Is there an earlier beginning to this incident?”** or **“Does the one we are running start earlier?”** or **“Does there seem to be an earlier starting point to this incident?”**
- (If not, give command D and put the pc through the incident again. If there is an earlier beginning, give command EYE.)
- EYE. **“Go to the new beginning of that incident and tell me when you are there.”** (Followed by B, C.)

When it appears that you have reached the basic incident of the chain and that it is erasing, after each pass through, ask:

“Has it erased?”

The pc sometimes thinks the incident is erasing but it’s not erasing, so you have to go back to your G, H, EYE, followed by 2–9, A–EYE. In some cases this can happen several times in one chain.

POSTULATE OFF EQUALS ERASURE

The postulate coming off is the EP of the chain and means that you have obtained an erasure. This will be accompanied by F/N and VGIs.



Getting the postulate is the important thing. Even if you get an F/N, you don't call the F/N *until* you've gotten the postulate, at which time you have reached the EP, and end off on that chain.

If the pc says the chain has erased but the postulate made during the time of the incident has not been volunteered by the pc, ask:

“Did you make a postulate at the time of that incident?”

Only when the postulate has come off to F/N and VGIs can one consider that the full EP of a Dianetic incident or chain has been reached.

You must recognize what the postulate is when it comes up. If you overrun past the postulate, you can really mess a pc up and he may need extensive repair. All you're trying to get off the line is the postulate. That is what is keeping the chain there.

If the pc has given the postulate to F/N and VGIs, that is it. You have the EP of that chain.

GOING EARLIER

Ordinarily, one runs an incident through twice (Steps 1–9 then A–C) to unburden it and allow the pc to locate earlier incidents on the chain.

However, the TA rising on Step 9 is an indication that there is something earlier. If the auditor observes the TA rising, he should ask the pc if there is an earlier incident, using in the command the exact same somatic or feeling used in Step 1. If there is no earlier, he asks if there is an earlier beginning.

An auditor should never solidify a pc's bank by putting him through an incident *twice* when by observation of the TA it is clear that the incident has gone more solid by the end of the *first* run through.

Checking for an earlier incident after the first run through (if the TA has risen) is the solution to this.

If, after the second pass through, when you have asked the pc, **“Is the incident erasing or going more solid?”** and the pc doesn't know or isn't sure, ask for an earlier incident.

Never ask Erasing/Solid in the middle of an incident.

BOUNCERS

If the pc is out of the session, out of the incident, bounces from the incident, etc., you would have to have him or her *return* to the beginning of the incident and move through the incident, returning the pc to the incident as necessary.

The pc who bounces out of an incident on a “bouncer” has to be put back into the incident and continue running it.



The commands to do this are: As soon as you have seen that the pc has bounced, give him command D (“**Return to the beginning of that incident and tell me when you are there.**”), followed with E, F, Fa.

FLows 2, 3 AND 0

FLOW 2:

STEP ONE: “**Locate an incident of your causing another** (the exact somatic or feeling in Flow 1).”

STEP G: “**Is there an earlier incident of your causing another** (the exact somatic or feeling used in Flow 1)?”

FLOW 3:

STEP ONE: “**Locate an incident of others causing others** (plural of the somatic or feeling used in Flow 1).”

STEP G: “**Is there an earlier incident of others causing others** (plural of the exact somatic or feeling used in Flow 1)?”

FLOW 0:

STEP ONE: “**Locate an incident of you causing yourself** (the exact somatic or feeling used in Flow 1).”

STEP G: “**Is there an earlier incident of you causing yourself** (the exact somatic or feeling used in Flow 1)?”

The commands for narrative are:

FLOW 1:

STEP ONE: “**Return to the time you** (specific incident) **and tell me when you are there.**”

Steps 2–9 are followed (3 is omitted as you have already got the pc to the incident by giving him the first command, “**Return to the time . . .**”).

Earlier beginning (Step H) is checked after each run through the incident. If there is one, send the pc to the new beginning of the incident (Step EYE), then follow with Steps B and C.

If there is no earlier beginning, return the pc to the incident with Step A, followed by B and C, again checking earlier beginning (Step H) at the end of each run through the incident. On third and subsequent runs through the incident use Steps D, E, F, making certain to check for earlier beginning after each pass through, and only when the pc is obviously starting to grind and gets no place does one then use the command, “**Is there an earlier-similar incident?**”



FLOW 2:

STEP ONE: **“Return to the time you caused another to/a (specific incident) and tell me when you are there.”**

Steps 2–9 are followed (3 is omitted as you have already got the pc to the incident by giving him the first command, **“Return to the time . . .”**).

Earlier beginning (Step H) is checked after each run through the incident. If there is one, send the pc to the new beginning of the incident (Step EYE), then follow with Steps B and C.

If there is no earlier beginning, return the pc to the incident with Step A, followed by B and C, again checking earlier beginning (Step H) at the end of each run through the incident. On third and subsequent runs through the incident use Steps D, E, F, making certain to check for earlier beginning after each pass through, and only when the pc is obviously starting to grind and gets no place does one then use the command, **“Is there an earlier-similar incident?”**

FLOW 3:

STEP ONE: **“Return to the time others caused others to/a (specific incident) and tell me when you are there.”**

Steps 2–9 are followed (3 is omitted as you have already got the pc to the incident by giving him the first command, **“Return to the time . . .”**).

Earlier beginning (Step H) is checked after each run through the incident. If there is one, send the pc to the new beginning of the incident (Step EYE), then follow with Steps B and C.

If there is no earlier beginning, return the pc to the incident with Step A, followed by B and C, again checking earlier beginning (Step H) at the end of each run through the incident. On third and subsequent runs through the incident use Steps D, E, F, making certain to check for earlier beginning after each pass through, and only when the pc is obviously starting to grind and gets no place does one then use the command, **“Is there an earlier-similar incident?”**

FLOW 0:

STEP ONE: **“Return to the time you caused yourself to (specific incident) and tell me when you are there.”**

Steps 2–9 are followed (3 is omitted as you have already got the pc to the incident by giving him the first command, **“Return to the time . . .”**).



Earlier beginning (Step H) is checked after each run through the incident. If there is one, send the pc to the new beginning of the incident (Step EYE), then follow with Steps B and C.

If there is no earlier beginning, return the pc to the incident with Step A, followed by B and C, again checking earlier beginning (Step H) at the end of each run through the incident. On third and subsequent runs through the incident use Steps D, E, F, making certain to check for earlier beginning after each pass through, and only when the pc is obviously starting to grind and gets no place does one then use the command, **“Is there an earlier-similar incident?”**

SECONDARIES

Secondaries are run with the same commands as R3RA. If they are narrative secondaries, they are run with the same commands as Narrative R3RA engrams.

The earlier-similar command is **“Is there an earlier-similar incident?”**

ALWAYS RUN NARRATIVE INCIDENTS TRIPLE OR QUAD FLOW AS ABOVE.

Auditors must be thoroughly drilled on these commands until they have them down cold using TR 101, 102, 103 and 104.

This must be done before the auditor audits the pc on Dianetics.

L. RON HUBBARD
Founder



C/S Series 54RB
New Era Dianetics Series 8RA

DIANETICS, BEGINNING A PC ON

Make Dianetics work fully in our modern culture.

DO NOT BEGIN DIANETICS WITH A HEALTH FORM ANY LONGER.

BEGIN DIANETICS WITH THE ORIGINAL ASSESSMENT SHEET,
HCOB 24 JUNE 1978RA. THIS IS VITAL.

DRUGS OR ALCOHOL

IF YOU GET ANY TA ACTION OR READS ON DRUGS OR ALCOHOL
EVEN IF THE PC SAYS "NO," IT IS THE FIRST DIANETIC ACTION TO
HANDLE THESE AS COVERED ON HCOB 15 JULY 71RD III, C/S SERIES
48RE, NED SERIES 9RC, DRUG HANDLING.

If the pc is currently on drugs, it may be necessary to put him through
Objective Processes and TRs 0-9 to get him off drugs. Doing this will avoid the
painful withdrawal symptoms particularly present in coming off heroin or psychi-
atric drugs. The usual sequence of Drug Rundown steps is given in HCOB 22
June 78RA, NED Series 2RA, NEW ERA DIANETICS FULL PC PROGRAM
OUTLINE, and HCOB 15 July 71RD III, C/S Series 48RE, NED Series 9RC,
DRUG HANDLING.

The pc in many cases won't be able to run any engrams at all unless you run
out drugs, alcohol or medicines first. They will run these and these alone until
the engrams are gone.

People who "can't run engrams" are usually drug cases.

MEDICINE

If Medicine, part E of the Original Assessment Sheet, reads, then handle it
per C/S Series 48RE, as it reacts like any other drug, but pcs sometimes don't
think of medicines as drugs. They are.

LOSSES AND DEATHS

If Losses (of position, possessions, pets, etc.) reads or if Deaths of relatives,
etc., read on parts F and G, check for interest and run them out Narrative
Secondaries R3RA Quad.

UPSETS

If Upsets reads and the pc is interested in running it out, handle it with Narrative R3RA Quad. They can also be handled with regular preassessment, etc., as in New Era Dianetics Series 4R.

DANGERS

If part I reads and the pc is interested, run the danger out Narrative R3RA Quad. They can also be handled with regular preassessment, etc., as in New Era Dianetics Series 4R.

ILLNESSES, ACCIDENTS, OPERATIONS

Parts J, K, L, M and N are handled, if reading, by checking interest with the pc and running out the illness, operation, accident or undesired physical condition Narrative Quad R3RA.

Preassess these items if needed to take to a full and complete handling with R3RA Quad.

FAMILY INSANITY

If section P reads, run the loss out R3RA Secondaries Quad. This can be preassessed if needed.

PERCEPTION DIFFICULTIES

Lack of perception (sight, hearing, etc.) comes from overts and improves when Flow 2 is done on any R3RA chain.

Having found the complaint regarding perception (which can include lack of feeling, lack of emotion), you would treat it as an original item and would preassess the condition and then handle it with R3RA Quad, like any other original item. See New Era Dianetics Series 4R on handling original items.

COMPULSIONS, REPRESSIONS, FEARS

If any compulsions, repressions or fears read in part AA, treat them as original items just as given in New Era Dianetics Series 4R.

PREVIOUS DIANETIC OR SCIENTOLOGY PROCESSING

If the pc has charge on his previous processing, the auditing can be run out Narrative R3RA Quad, first checking interest with the pc. Earlier beginning and earlier-similar are used.

LOOK ON YOURSELF AS SOMEONE ELSE

If section FF reads, the pc should be given the Identity Rundown when he reaches the correct step on his New Era Dianetics program.

FORMER PRACTICE

If section GG reads, Former Practices, treat any former practice as an original item and handle per New Era Dianetics Series 4R.



PROBLEMS YOU'RE TRYING TO SOLVE WITH PROCESSING

If this section reads and the pc is interested, treat the problem as an original item per New Era Dianetics Series 4R.

DONE SOMETHING HARMFUL TO DIANETICS, DIANETICISTS, SCIENTOLOGY, SCIENTOLOGISTS, ORGANIZATIONS

If this reads, check interest and treat it as an original item per New Era Dianetics Series 4R.

ELECTRIC SHOCK/PLANT

If the pc says that he has been given electric shock or that he was instructed to come into the organization, the C/S must have the pc sent to Ethics for handling per policy on sources of trouble and illegal pcs. (Refs: HCO PL 6 Dec. 76RB, ILLEGAL PCs, ACCEPTANCE OF, HIGH CRIME PL; and HCO PL 27 Oct. 64R, POLICIES ON PHYSICAL HEALING, INSANITY AND SOURCES OF TROUBLE)

Handling of a person instructed to come in to the org includes getting a full documented confession including (as found) who so instructed the person and where.

REPAIR

REPAIR BY L3RH ANY FLUBBED DIANETIC SESSION OR CHAIN WITHIN 24 HOURS. Do not let it go unrepaired.

L. RON HUBBARD
Founder

Revision assisted by
LRH Technical Research
and Compilations



HUBBARD COMMUNICATIONS OFFICE
Saint Hill Manor, East Grinstead, Sussex

HCO BULLETIN OF 15 JULY 1971RD

Remimeo
NED Checksheets
All NED Auditors
All C/Ses

Issue III
REVISED 8 APRIL 1988

IMPORTANT

URGENT

C/S Series 48RE

New Era Dianetics Series 9RC

DRUG HANDLING

Refs:

HCOB 28 Aug. 68 II	DRUGS
HCOB 29 Aug. 68	DRUG DATA
HCOB 23 Sept. 68	DRUGS AND TRIPPERS
HCOB 19 May 69RB	DRUG AND ALCOHOL CASES
Rev. 14.11.78	PRIOR ASSESSING
HCOB 8 Sept. 71R	CASE SUPERVISOR ACTIONS
Rev. 20.5.75	(Resistive Case 220D)
HCOB 2 Nov. 57RA	AN OBJECTIVE RUNDOWN
Rev. 22.2.75	
HCOB 3 July 59	GENERAL INFORMATION
HCOB 11 June 57	TRAINING AND CCH PROCESSES
HCOB 19 Sept. 78R I	THE END OF ENDLESS DRUG
Rev. 31.1.79	RUNDOWNS
HCOB 12 Nov. 81RC	GRADE CHART STREAMLINED
Rev. 1.7.85	FOR LOWER GRADES

A person who has been on drugs is one of the “seven types of resistive cases.” (These types are found on the Scientology Green Form No. 40.)

A person who has been on drugs, alcohol or medicines seldom runs on any other type of engram, seldom goes backtrack well and is subject to somatic, emotional and perceptic shut-offs making any other type of Dianetic running a vain activity.

Drugs since 1962 have been in very widespread use. Before then they were rare. A worldwide spread of drugs occurred. A large percentage of people became and are drug takers.

By drugs (to mention a few) are meant—tranquilizers, opium, cocaine, marijuana, peyote, amphetamine and the psychiatrist’s gifts to man, LSD and angel dust, which are the worst. Any medical drugs are included. Drugs are drugs. There are thousands of trade names and slang terms for these drugs.



ALCOHOL is included as a drug and receives the same treatment in auditing.

By alcohol (to mention a few) is meant whiskey, beer, wine, vodka, rum, gin, etc.—in other words, any fermented or distilled liquor or drink of any kind or fumes of such with some percentage of alcohol content.

Drugs are supposed to do wonderful things but all they really do is ruin the person.

Even someone off drugs for years still has “blank periods.” The abilities to concentrate or to balance are injured.

The moral part of it has nothing to do with auditing. The facts are that:

- a. People who have been on drugs can be a liability until the condition is handled in auditing.
- b. A former drug user is a resistive case that does not make stable gains until the condition is handled.
- c. Auditing is the only successful means ever developed for handling drug damage.

DRUG ENGRAMS

People who have been on drugs are sometimes afraid of running engrams.

In fact, it is almost a way to detect a “druggie.”

The drugs, particularly LSD and even sometimes antibiotics or other medicines to which the person has an allergy, can turn on whole track pictures violently.

These tend to overwhelm the person and make him feel crazy. Some of these people are afraid to confront the bank again.

If a person “doesn’t like Dianetics” and doesn’t want to be run on engrams, it is necessary to put him through the Purification Rundown, TRs 0–9, Objectives and the Scientology Drug Rundown or get these FESed and repaired if done earlier. If Dianetics *has* been run but poorly, it should of course be repaired fully with an L3RH (list used to correct Dianetic errors). But if the person still flinches, the Purification Rundown, TRs 0–9, Objectives and the Scientology Drug Rundown successfully completed will handle.

THOSE ON DRUGS

Objective Processes are numerous. It may be necessary to run these on a person still on drugs and even put the person through TRs 0–9 to get the person off drugs. Doing this usually avoids the painful “withdrawal symptoms” particularly present in coming off heroin or psychiatric “treatment” drugs. (Note: Some persons have been put on some therapeutic drug by an MD—such as

insulin—and possibly should remain on it until well advanced into auditing. But these are not the usual drug. It is up to the pc, the auditor and the doctor what should be done in such cases. Tranquilizers are not acceptable, however.)

DONE FIRST

Drugs are done *first*.

Why? Because drugs make a resistive case! Other Dianetic actions and Scientology as well will get loses if drugs are not handled first.

Any current Dianetic case failures are from flubby Dianetic auditing or the person has been on drugs or alcohol which were not handled by Dianetics.

It hasn't harmed anyone to omit drug handling. But it made it hard or impossible to get stable case gain.

THUS ANY DIANETIC PC WHO HAS HAD DRUG HANDLING OMITTED MUST BE RUN ON DRUGS AS SOON AS POSSIBLE BEFORE MORE AUDITING IS GIVEN.

I repeat, drugs or alcohol in most instances make a resistive case so the point must be handled before the case will attain and hold case gain.

NED DRUG RUNDOWN AND EXPANDED GRADES

It may happen that a person with a heavy drug history will not be successful at running Expanded Grades before his drugs have been run out with NED.

If a person runs into trouble due to unhandled drugs while running Expanded ARC Straightwire and Expanded Grades 0–IV, despite having had the Purification RD, TRs 0–9, Objectives and the Scientology Drug RD, he should be switched to the NED Drug RD. In such cases one would handle the drugs with a NED Drug RD, then resume Expanded Grades and fully complete them to EP, and then go on to the rest of the NED program.

ANY PC WHO IS NOT MAKING IT IN AUDITING SHOULD BE CHECKED FOR A DRUG OR ALCOHOL HISTORY.

DISCOVERY

In investigating a series of cases who were not making it, I found in each one that the person had been on drugs or alcohol and that the drugs or the alcohol had not been run out.

Drug data was not covered fully enough in the Dianetics pack. Only prior assessment to drugs was given.

Thus I have found several Dianetic pcs were only run on the prior assessment to drugs. This is not good enough as it is only a partial handling.

FULL NED DRUG RUNDOWN

Here is the full New Era Dianetics Drug Rundown.

0. *The Original Assessment Sheet*. Ask the pc each question on the Original



Assessment Sheet. Mark all reads. Make sure you get specific and complete answers to your questions.

NOTE: On Item E, do not ask the pc for whole track drugs. You want only drugs, medicine or alcohol he has taken this lifetime.

1. *Objective ARC.* (Ref: HCOB 19 June 78, NED Series 3, OBJECTIVE ARC) (Note: This process is now part of the full battery of Objectives which follow the Purification Rundown and is part of Expanded Grade I. The C/S should verify whether or not it has been run on the pc to EP; if it has not been, it is run at this point in the NED Drug Rundown.)
2. *Purification Rundown.* The only cases that would not require the Purification Rundown are those with no heavy drug history and whose OCA scores are all in the upper half of the graph. (Ref: HCOB 12 Nov. 81RC, GRADE CHART STREAMLINED FOR LOWER GRADES) (Note: This rundown is most often done early in a pc's progress up the Grade Chart. The C/S should verify whether or not the pc has done the rundown to EP; if the pc has not, it is run at this point in the NED Drug Rundown steps.)

Refs:

HCOB 6 Feb. 78RC	Purif RD Series 1
Rev. 31.7.85	PURIFICATION RUNDOWN REPLACES THE SWEAT PROGRAM
HCOB 12 Nov. 81RC	GRADE CHART STREAMLINED FOR LOWER GRADES
Rev. 1.7.85	

3. *A battery of Objective Processes.* This includes CCHs 1–10, SCS on an Object and SCS. (Note: Many pcs will have had a full battery of Objectives earlier in their auditing, following the Purification Rundown or as part of Expanded Grade I. The C/S should verify whether Objectives have already been run to EP; if they have not been, they are run at this point in the NED Drug Rundown.)

(SOP 8-C and Op Pro by Dup are included in later steps of the NED Drug Rundown.)

4. *TRs 0–9.* (Note: Some pcs may have done TRs 0–9 earlier in their progress up the Grade Chart. The C/S should verify whether or not the pc has done TRs 0–9; if the pc has not, they are done at this point in the NED Drug Rundown.)

Refs:

HCOB 16 Aug. 71R II	TRAINING DRILLS REMODERNIZED
Rev. 5.7.78	
HCOB 7 May 68	UPPER INDOC TRs

5. *Full Dianetic C/S-1* to educate the pc so he fully understands Dianetic procedure and is able and willing to be audited successfully.

Ref:

HCOB 9 July 78RA	NED Series 21
Rev. 8.4.88	DIANETIC C/S-1



6. *Narrative handling on drugs—first.* All drugs, medicine and alcohol which the pc has taken in this lifetime have been listed on the Original Assessment Sheet.

At this point, choose the best reading drug, alcohol or medicine from the Original Assessment Sheet and run it out Narrative R3RA Quad. (For example: “Return to the time you took whiskey and tell me when you are there.”)

YOU DO NOT CHECK INTEREST ON DRUG ITEMS.

RUN OUT EACH READING DRUG, ALCOHOL OR MEDICINE ON THE DRUG LIST (IN ORDER OF READ) BY NARRATIVE R3RA QUAD *FIRST*. Otherwise, you can end up spinning the pc way down the track.

In running Narrative on this lifetime drug, medicine or alcohol individual items, you will find that it is easier to do if you run earlier beginning and earlier incident rather than attempt to limit him to the first this-lifetime incident he comes up with, as there will usually be more than one incident when he took whiskey, for example. So you always ask earlier beginning but if it is necessary you ask earlier incident with the question, “Is there an earlier incident when you took whiskey?” Pcs commonly tend to wind up way back down the whole track at this stage of their auditing and that is not what you’re aiming for here either. What you’re interested in is this lifetime, this body. But this doesn’t mean you don’t run track on the NED Drug Rundown; just don’t push it. And never insist the pc run any type of chain when he says there’s nothing there. When all reading drugs, medicines and alcohols on the list have been run to EP by Narrative R3RA Quad, go on to the next step.

7. *Preassessment on each reading drug, medicine or alcohol taken in this lifetime.*
 - A. Choose the best reading drug, alcohol or medicine from the Original Assessment Sheet and do a *preassessment* on it.

“ARE (preassessment item) CONNECTED WITH TAKING (the drug, medicine or alcohol)?”

is the preassessment question.

- B. Take the best reading preassessment item off the preassessment and ask the pc:

“WHAT (best reading preassessment item) ARE CONNECTED WITH TAKING (the drug, medicine or alcohol)?”

This is the running item list question for that particular drug. You write this question at the top of the page and write down exactly what the pc said, noting any read that occurred when he said it.



- C. Take up the best reading running item (make sure you noted reads as the pc gave you the items) and run it R3RA Quad.

DO NOT CHECK INTEREST ON DRUG ITEMS.

- D. Handle all reading running items found in step B in order of read with R3RA Quad.
- E. Using that same original drug item, repeat step A.
- F. Repeat steps B to E.
- Fa. Using the first original item continue steps A, B, C, D, E, until the Preassessment List simply F/Ns.
- Fb. Take the next individual drug, medicine or alcohol item that read on the original list and repeat steps A to Fa on it until you have handled every item that read on the Original Assessment Sheet.
- G. When there are no more items unhandled on the original list that read and no further items reading, but there are some unrun original items on the list, null with Suppress and Invalidate buttons.
- H. Run any now-reading items with steps A to Fb.
- I. Use up the whole list of drugs in this way, doing the preassessment and steps B to H on all reading drugs. Reassess the drug list. Handle per above instructions any drug which now reads. This is done until the entire drug list F/Ns when called. (Note: If, during the rundown, the pc thinks of other drugs he has taken in this lifetime, add them to the original list with their reads noted and handle them in turn according to size of read, ensuring you run them Narrative R3RA Quad *first*.)

8. *The Prior Assessment.*

- A. Using the drug list obtained on the Original Assessment, take up the largest reading drug, medicine or alcohol and ask the pc the following preassessment question:

“PRIOR TO TAKING (the best reading drug, medicine or alcohol) WERE THERE (preassessment item)?”

- B. Take the best reading preassessment item and ask:

“WHAT (preassessment item) DID YOU HAVE PRIOR TO TAKING (the drug, medicine or alcohol)?”

- C. Use full preassessment steps and run out all reading running items R3RA Quad.
- D. Reassess any remaining unrun items found in step B to see if they now read. If they do, run them. Also check for any more items the pc has to add to the list, and mark down their reads as the pc gives them.
- E. Repeat above steps on any items that now read.

- F. When there are no more items to add and no more items reading, but there are some unrun items on the list, null with Suppress and Invalidate buttons.
- G. Run any now-reading items R3RA Quad.
- H. Reassess the Preassessment List, using the drug, medicine or alcohol in step A. Follow remaining steps until all reading items are taken to EP and there are no further reads on reassessment of the Preassessment List.
- I. Take up the next best-reading drug, medicine or alcohol from step A. Repeat steps B to I.

The above Prior Assessment steps are done on each drug, medicine or alcohol that has read. They are handled in order of largest read.

- 9. *More Objectives.* The final step of the NED Drug Rundown, when all above steps are fully complete, is to run another set of Objectives on the pc.

These are:

- A. SOP 8-C
- B. OP PRO BY DUP

run in that order, each to its complete EP.

If the pc has already had these processes run to EP earlier, he is run on the process Spotting Objects. This process is run in a place with ample space and objects, using the command "Spot an object." The EP of the process is F/N, cog and VGIs. (Ref: Operational Bulletin No. 4, 11 Nov. 55, SIX LEVELS OF PROCESSING—ISSUE 5)

This Objective Processing is done to bring the pc fully into present time, and it will be a present time which he is now far better able to confront.

This completes the New Era Dianetics Drug Rundown.

L. RON HUBBARD
 Founder

Revision assisted by
 LRH Technical Research
 and Compilations



New Era Dianetics Series 10R

RELIEF RUNDOWN

Where the Original Assessment Sheet has shown losses by death or other severe changes in a person's life such as losses of position or pets or objects, it will be found that the person's life changed for the worse at that point. (See Sections F, G, H and I of HCOB 24 June 78RA, NED Series 5RA, ORIGINAL ASSESSMENT SHEET.)

The auditor spots these points of change either on the Original Assessment Sheet or by asking the preclear. These points are then run Narrative R3RA Quad.

If the Narrative R3RA Quad does not clean it up *fully*, one goes to the preassessment step of New Era Dianetics Series 4R and carries on from there, but do not do this until the narrative is fully handled.

In running such incidents narrative, it will be found that the clue to erasure lies in locating earlier beginnings each time the pc has been moved through the incident. It will be found that the pc finds earlier and earlier moments when he received the information that then built up to a catastrophe. This can even go back to a dream or a telepathic awareness or a premonition that the incident was going to occur. Narrative erasures often depend utterly on finding, after each run through, if there was any earlier beginning.

If the incident starts to grind (no change of TA or content) despite having repeatedly searched for an earlier beginning, only then do you go into an earlier narrative incident, but do so with caution, as most narratives expertly run will erase all by themselves and running a chain of deaths, for instance, can go back an awfully long way.

When all such great changes in a person's life have been found and erased, the person should experience a considerable sense of relief about life.

If he does not, then treat the narrative, even though handled as a narrative, as an original item and preassess it to find other running items connected with it and treat it with R3RA full handling. Also do this if the narrative grinds and there is trouble going earlier.

Narrative chains properly run produce dramatic and miraculous case changes.

L. RON HUBBARD
Founder

Remimeo
All Auditors

New Era Dianetics Series 11

DIANETIC STUDENT RESCUE INTENSIVE

Dianetic Student Rescue Intensive. This is an optional step to be taken if your pc is having *any* trouble with study.

The steps are very simple:

- | | | |
|------------|----------------|----------------|
| 1. Assess: | Being trained | Stress |
| | Being educated | Education |
| | Study | Schools |
| | Learning | Teachers |
| | Examination | Enforcement |
| | | Misunderstoods |

for best read.

2. Do a preassessment on the largest reading item from step 1.
3. Find the running item, using standard preassessment procedure. (Ref: NED Series 4)
4. Run out the item you have found in step 3 R3RA Quad.
5. Repeat the preassessment on the original item found in step 1, and repeat the following steps 3 and 4 on that item.
6. Continue reassessing the preassessment list on the original item and running out R3RA Quad the best reading running item until there are no further reads on the preassessment of that original item.

The intensive should be concluded when the pc is now happy about study.

L. RON HUBBARD
Founder

New Era Dianetics Series 12R

SECOND ORIGINAL ASSESSMENT

Cancels:

HCOB	16 Apr. 69	HEALTH FORM, USE OF PASTORAL COUNSELING HEALTH FORM
	Rev. 22.7.69	
HCOB	19 May 69	HEALTH FORM, USE OF A BRIEF DESCRIPTION OF AUDITING

Refs:

HCOB	24 June 78RA	NED Series 5RA
	Rev. 8.4.88	ORIGINAL ASSESSMENT SHEET
HCOB	28 July 71RB	C/S Series 54RB
	Rev. 8.4.88	NED Series 8RA DIANETICS, BEGINNING A PC ON
HCOB	18 June 78R	NED Series 4R
	Rev. 20.9.78	ASSESSMENT AND HOW TO GET THE ITEM
HCOB	26 June 78RA II	NED Series 6RA
	Rev. 15.9.78	ROUTINE 3RA, ENGRAM RUNNING BY CHAINS

At the point in the New Era Dianetics Program when the pc has fully completed his Drug Rundown and handled the items on the Original Assessment Sheet, the Original Assessment Sheet is REDONE.

The second Original Assessment Sheet gives a comparison. The somatics and pains not mentioned in the second assessment can be considered to be gone.

A second form done gives the auditor and the C/S an indication of the actual improvement.

Additionally, the pc's memory will have improved if you've done a good job of auditing.

So we reassess the Original Assessment Sheet and handle any additional items which come up.

In assessing this list the second time, mark SECOND ORIGINAL ASSESSMENT across the top of the sheet.

It is important to give your pc an R-factor at this stage so he'll not feel invalidated by doing this form again.

Let him know that you will be asking him questions from the Original Assessment Sheet for the purpose of picking up any new items which he may now remember and to make sure you've handled all the charge on the items you have already taken up. Ask him to answer each question as fully as he can even if he has already given the information in a previous session.

Handle the items on the Second Original Assessment according to the directions for handling the Original Assessment Sheet as given in HCOB 28 July 71RB, C/S Series 54RB, NED Series 8RA, DIANETICS, BEGINNING A PC ON.

L. RON HUBBARD
Founder



New Era Dianetics Series 13

**THE DIANETIC PREPARED ASSESSMENT RUNDOWN
ACTION FIFTEEN**

Many chains, locks, secondaries and engrams are available on any pc. But some of them are beyond the pc's reality and ability and some of them are too featherweight to get any case gain. This rundown is designed to locate items that can be run R3RA. It is called the Dianetic Prepared Assessment Rundown.

EARLIER ASSESSMENT DONE

The very earliest assessment (1948) used was "What the pc could see" when he closed his or her eyes. This was then run.

This was followed by an arbitrary method of assigning necessary incidents to be run, such as birth and prenatals.

The next earliest assessment (1949) was to ask each time for "the incident necessary to resolve the case." An automaticity known as the "File Clerk" was depended upon, impinged on by finger snapping.

The next period (1951) concerned whole track exploration running whatever you could get to read on a meter.

The next period (1952) concerned overt engrams located by what the pc seemed to be doing physically.

This ended the Dianetic period when engrams were run to clear a case.

Variations of these assessments were revived from time to time in Dianetic uses, culminating in the 5th ACC where overt engrams were run with confront and great stress was laid on getting the postulates out of them. The meter and shrewd guesses played their part in assessments.

Significance and story content have no bearing on the rightness or wrongness of a chain selected. They are entirely incidental to judging the correctness of a chain.

1. The first action of this RD is to assess the following list:

infirmity	_____	panic	_____
sickness	_____	apprehension	_____
being unwell	_____	qualms	_____

bad feelings	___	alarm	___
unpleasant feelings	___	timidity	___
disagreeable feelings	___	physical disabilities	___
soreness	___	casualty	___
hurting	___	distress	___
ailment	___	bodily affliction	___
complaint	___	defective body parts	___
a malady	___	allergies	___
a disorder	___	relatives	___
damaged body parts	___	jobs	___
hurt body parts	___	environment	___
disabled body parts	___	this area	___
skin irritation	___	upsets	___
skin disorder	___	problems	___
unwanted feelings	___	children	___
dental problems	___	marriage	___
an unwanted body condition	___	smells	___
unwanted states of the body	___	machinery	___
an unwanted manner	___	matter	___
depression	___	energy	___
infection	___	space	___
unwanted behavior	___	time	___
injuries	___	orgs	___
mishap	___	Dianetics	___
perception troubles	___	Scientology	___
loss of a loved one	___	auditors	___
impulses	___	auditing	___
crimes	___	preclears	___
urges	___	restraints	___
frights	___	anxiety	___
		terror	___
		horror	___

2. You then take an item found as above and ask the pc to describe it briefly. Ask him, "In your own words briefly describe (item that read)."



3. Use the exact wording the pc gave you in (2). Treat that wording as an original item exactly as though it had been obtained on the Original Assessment Sheet, NED Series 5RA.
4. Handle the items in (3) above exactly as you would handle any original item or items in NED Series 4R (Assessment and How to Get the Item).
5. Exhaust all reading items on the above prepared list.
6. Reassess the prepared list and do (2) to (5) above.
7. When this prepared list no longer gives reads and only F/Ns, you have finished Action Fifteen.

L3RH

If you run into any trouble, an L3RH should be done immediately.

Done correctly, with standard R3RA and flawless metering, the gains from this rundown will not be small.

L. RON HUBBARD
Founder



Remimeo
All Auditors

New Era Dianetics Series 14

DISABILITY RUNDOWN

This rundown is done by getting the pc to give you anything he considers a disability, mental, physical or otherwise.

This list can include anything from a withered foot to being too small to not being able to learn French.

Make a list of all items the pc gives you, ensuring you get the meter read as the pc gives you the item.

Take the largest reading item and do a full preassessment on it. Check interest and handle each reading item from the preassessment Quad R3RA. Take up the next biggest reading disability and do a preassessment and handling on it.

Reassess/add to the original list. Use Suppress and Invalidate buttons as needed.

When you have exhausted the list of all reading disabilities, and the pc says there are no more disabilities, this rundown is complete.

L. RON HUBBARD
Founder

Remimeo
All Auditors

New Era Dianetics Series 15

IDENTITY RUNDOWN

We have never before had a Dianetic process specifically directed to getting a pc into valence. This result has occasionally been achieved by Standard Dianetics as one of many miracles produced, but previous to this there has been no Dianetic RD which specifically lends itself to handling valences.

You can, of course, order them into valence in an incident but that isn't in the realm of R3RA.

PROCEDURE

1. Have the pc make a list of all the things he has never wanted to have.
2. Do preassessment on those that read in 1. R3RA Quad reading items, first checking interest.
3. Have the pc list all the things he has never wanted to do.
4. Do preassessment on those that read in 3. R3RA Quad reading items, first checking interest.
5. Have the pc list all of the things he has never wanted to be.
6. Do preassessment on those items that read in 5. R3RA Quad reading items, first checking interest.

The end phenomena of this process is when the pc originates that he is in valence, or some similar remark such as for the first time he feels himself.

L. RON HUBBARD
Founder

HUBBARD COMMUNICATIONS OFFICE
Saint Hill Manor, East Grinstead, Sussex

HCO BULLETIN OF 23 JUNE 1978RA
REVISED 8 APRIL 1988

Remimeo
NED Auditors
C/Ses

New Era Dianetics Series 16RA

PRECLEAR CHECKLIST

INFORMATION: When a pc is ready to start Dianetics, this form must be filled out with his name and commencing date and kept in the front of the pc folder.

As each step of Dianetics is done, the auditor plus C/S must attest by that step that this pc has done the step thoroughly per HCOB 22 June 78RA, NED Series 2RA, NEW ERA DIANETICS FULL PC PROGRAM OUTLINE.

When all steps have been run and completed, the pc's Dianetic folders, with this checklist included, get sent to the Qual Sec for full verification and attest before the pc is allowed to attest to New Era Dianetics Case Completion.

After a grace period of 3 weeks after the date of this issue, it will be a comm-evable offense for the auditor, C/S and Qual Sec to let any pc attest to New Era Dianetics Case Completion without having thoroughly completed EACH step of this checklist.

PC NAME _____ STARTING DATE _____

ORG _____ COMPLETION DATE _____

AUDITOR(s) _____

Auditor Attest	C/S Attest	Qual Sec Attest
-------------------	---------------	--------------------

ACTION ONE:	Original Assessment Sheet	_____	_____	_____
-------------	---------------------------	-------	-------	-------

ACTION TWO:	PTSness Handled	_____	_____	_____
-------------	-----------------	-------	-------	-------

ACTION THREE:	Objective ARC	_____	_____	_____
---------------	---------------	-------	-------	-------

ACTION FOUR:	Purification Rundown	_____	_____	_____
--------------	----------------------	-------	-------	-------



		Auditor Attest	C/S Attest	Qual Sec Attest
ACTION FIVE:	Objectives (CCHs 1-10, SCS on an Object, SCS on a Body)	_____	_____	_____
ACTION SIX:	TRs 0-9	_____	_____	_____
ACTION SEVEN:	Dianetic C/S-1	_____	_____	_____
ACTION EIGHT:	New Era Dianetics Drug Rundown Quad	_____	_____	_____
ACTION NINE:	Relief Rundown	_____	_____	_____
ACTION TEN:	Dianetic Remedies (Optional) Picture and Masses Remedy	_____	_____	_____
	Past Life Remedy	_____	_____	_____
ACTION ELEVEN:	R3RA Service Facsimile Handling	_____	_____	_____
ACTION TWELVE:	Complete Handling on Original Assessment Sheet	_____	_____	_____
ACTION THIRTEEN:	Reassessment of the Original Assessment Sheet	_____	_____	_____
ACTION FOURTEEN:	Dianetic Student Rescue Intensive (Optional)	_____	_____	_____
ACTION FIFTEEN:	Prepared Assessment Form	_____	_____	_____
ACTION SIXTEEN:	Disability Rundown	_____	_____	_____
ACTION SEVENTEEN:	Identity Rundown	_____	_____	_____
ACTION EIGHTEEN:	Auditing Out Sessions (Optional)	_____	_____	_____
ACTION NINETEEN:	PC DECLARE (After full attest from Qual Sec)	_____	_____	_____

L. RON HUBBARD
Founder

Revision assisted by
LRH Technical Research
and Compilations



HCO BULLETIN OF 19 JULY 1978

Remimeo
New Era Dianetics
Course

New Era Dianetics Series 17

DIANETIC PERSISTENT F/Ns

If the original item is not totally and completely gone, you can run into a condition where the pc is on a persistent F/N with regard to it, but it's still there slightly and nothing reads but it only F/Ns.

What you can do in that case is:

1. Take the pc off auditing for a few days while the persistent F/N dies out and the environment keys something in and continue then with the assessment of that original item, or
2. Go on with some other original item that *does* read and make a big clear notation in the pc's program to come back to the original item after you have run some other original items on the case.

If you get stopped by a persistent F/N and some condition is still there, don't use an F/N as an excuse not to come back to the original item!

L. RON HUBBARD
Founder



Remimeo

New Era Dianetics Series 18

AFTER THE FACT ITEMS

You will sometimes have trouble with a particular kind of running item.

It is known as an “after the fact item.”

First, why do you get erasures only because you ask for earlier beginnings or earlier-similars? Because the thetan’s mind where pictures are concerned parallels the time track.

Late things hang up where *earlier* like things exist.

For some reason best known to thetans, you have to get the earlier like thing before you can erase the later like thing.

This is built into R3RA.

But what isn’t built in is preventing the pc giving or the auditor choosing an “after the fact” running item.

An “after the fact” running item is one which clearly has an earlier thing before it, yet, by its very wording, prohibits reaching the earlier thing.

Example of an “after the fact” running item: “Repression.”

Now, clearly something had to happen *before* in order to have something repress.

The pc dutifully begins to run “Feeling repressed.” But what happened that caused it is not part of the item. So he is forced to run late in the incident.

Example: “Feeling blue about hospitals.”

This will find him in hospitals but will avoid letting him run what put him there.

The item is *after the fact* of having been run over.

The way to handle “after the fact” running items is:

1. Learn to recognize them.
2. Don’t choose one off a running item list. Choose something else that read.

L. RON HUBBARD
Founder

New Era Dianetics Series 19R

C/S Series 103R

NED AUDITOR ANALYSIS CHECKLIST

When an auditor is not having good success with New Era Dianetics, this NED Auditor Analysis Checklist is used to find his exact trouble areas and misunderstands and get them corrected.

New Era Dianetics is so powerful and exact that when correctly applied it is successful on pcs, one for one. If an auditor is not getting good results, it is important to get the situation handled early on, for the sake of his pcs, the auditor himself, and to protect this vital, workable tech against invalidation through misuse.

A C/S should order an auditor to have a NED Auditor Analysis Checklist when that auditor's pcs are not making good gains or when the auditor's reports show indicators of misunderstands or misapplications, or when the auditor is goofing and does not correct with ordinary cramming.

HOW THE CHECKLIST IS DONE

The checklist has two parts. Part One consists of an assessment done on the auditor by the Cramming Officer or another auditor. The assessment will disclose general areas of weakness or uncertainty on the part of the auditor (TRs, metering, etc.), which are then looked into extensively on Part Two.

Part Two is divided into sections which correspond to those in Part One. If a section has read on Part One, that section is taken up on Part Two, where the auditor must do exact drills, demos and checkouts which will show up his ability or inability to handle that aspect of R3RA. The purpose of this checklist is to help the auditor; it must be done without invalidating him or making him wrong.

Each area taken up is fully explored, per the checklist, and is signed off, point by point, by the Cramming Officer as it is covered. The Cramming Officer decides how to best correct the auditor based on what he has found. This can be a cram, reread, retrain, and/or handling in session or in Ethics. (Cramming is of course not limited to the references given in each section, and should cover fully, with Word Clearing, False Data Stripping, Crashing Mis-U Finding, checkouts, demos, clay demos and drills, whatever the auditor is weak on or misunderstands.)

When all corrective actions have been completed, the auditor sees the Cramming Officer, who ensures he's really got it. The auditor should be very bright and eager by this point. He then goes to the Examiner and attests to the NED Auditor Analysis Checklist.

The auditor may now resume auditing New Era Dianetics.

This checklist, promptly C/Sed for and promptly done, can save entire HGCs, not to mention needless stress and strain on individual pcs, auditors and C/Ses. Use it to get to the bottom of auditors who are not winning as they should.

PART ONE

AUDITOR'S NAME: _____ DATE: _____

CRAMMING OFFICER OR AUDITOR ASSESSING LIST: _____

R-factor to auditor: I am going to assess a NED Auditor Analysis Checklist so we can locate any weak points in your auditing of NED and get them corrected. (If assessment is done by an auditor other than the Cramming Officer, explain that the second part will be handled in Cramming.)

Assess the list Method 5. Handle any reading section on Part One by taking up the corresponding section in Part Two. Vigorously check out each item in the section you take up and cram the auditor appropriately, based on what is found. (This is not an auditing action, it is a cramming tool.)

A-1. **IN SESSION, DO YOUR TRs GO OUT?** _____

A-2. **IN SESSION, DO YOU GET NERVOUS OR AFRAID?** _____

A-3. **IS IT HARD TO SIT STILL DURING A LONG SESSION?** _____

A-4. **DO YOUR PCs HAVE TROUBLE HEARING YOU?** _____

(If any of the questions in section A read, go to section A of Part Two and fully handle per the instructions given.)

B-1. **HAVE YOU BEEN UNSURE THAT ITEMS REALLY READ?** _____

B-2. **HAVE YOU INDICATED F/Ns WRONGLY?** _____

B-3. **IS THERE ANY AREA OF METERING YOU FEEL UNSURE OF?** _____

B-4. **CAN'T YOU READ A METER?** _____

(If any of the questions in section B read, go to section B of Part Two and fully cover each item in that section.)

C-1. **IS IT HARD TO KEEP UP WITH THE PC?** _____

C-2. **DO YOU FORGET THE COMMANDS?** _____



C-3. ARE YOU IN MYSTERY ABOUT WHAT'S HAPPENING DURING A SESSION? _____

C-4. IS THERE SOMETHING ABOUT R3RA YOU DON'T GET? _____
(If any of the questions in section C read, go to section C of Part Two and fully cover each item in that section.)

D-1. ARE YOU CONFUSED ABOUT WHAT A POSTULATE IS? _____

D-2. DO YOU WORRY ABOUT EPs? _____

D-3. HAVE YOU WONDERED WHETHER YOU'VE GOTTEN EPs ON YOUR PCs? _____
(If any of the questions in section D read, go to section D of Part Two and fully cover each item in that section.)

E-1. ARE YOU UNSURE ABOUT WHICH ITEMS TO RUN? _____

E-2. DO YOU KNOW WHICH ITEM THE PC SHOULD BE RUN ON BEFORE ASSESSING? _____

E-3. IS THERE SOME CONFUSION ABOUT HOW TO PREASSESS? _____

E-4. IS THERE SOMETHING YOU DON'T GET ABOUT NARRATIVES? _____
(If any of the questions in section E read, go to section E of Part Two and fully cover each item in that section.)

F-1. DO YOUR TRs GO OUT WHEN A CHAIN BOGS? _____

F-2. ARE YOU UNCERTAIN ABOUT YOUR ASSESSMENT TRs? _____

F-3. DO YOU DREAD DOING L3RHs? _____
(If any of the questions in section F read, go to section F of Part Two and fully cover each item in that section.)

G-1. IS THERE SOME PART OF THE DRUG RUNDOWN YOU NEVER UNDERSTOOD? _____

G-2. IS THERE SOMETHING ABOUT THE DRUG HANDLING STEPS THAT DOESN'T MAKE SENSE? _____

G-3. IS THERE SOMETHING ABOUT DRUG HANDLING YOU DISAGREE WITH? _____
(If any of the questions in section G read, go to section G of Part Two and fully cover each item in that section.)

H-1. IS THE MIND REAL? _____

H-2. DO YOU EVER WONDER IF THERE REALLY ARE SUCH THINGS AS ENGRAMS OR MENTAL IMAGE PICTURES? _____



H-3. HAVE YOU NOT HAD WINS BEING AUDITED ON NED OR DIANETICS? _____

(If any of the questions in section H read, go to section H of Part Two and fully handle per the instructions given.)

I-1. IS THERE SOME TRICK YOU USE TO MAKE SURE THE SESSION COMES OUT OKAY? _____

I-2. IS THERE SOMETHING YOU DO IN SESSION YOU WOULDN'T WANT THE C/S TO KNOW? _____

I-3. HAVE YOU TRIED TO MAKE A SESSION LOOK BETTER THAN IT REALLY WAS? _____

I-4. HAVE YOU EVER FALSIFIED A WORKSHEET? _____

I-5. HAVE YOU EVER AGREED NOT TO PUT SOMETHING DOWN ON A WORKSHEET? _____

I-6. HAVE YOU DONE SOMETHING WITH A PC YOU DON'T WANT US TO FIND OUT? _____

I-7. ARE PCs MEAN OR UNCOOPERATIVE? _____

I-8. ARE YOU INVOLVED IN AN OUT-ETHICS SITUATION? _____

I-9. ARE YOU JUST FAKING THAT YOU CAN AUDIT? _____

(If any of the questions in section I [Eye] read, go to section I [Eye] of Part Two and fully handle per the instructions given.)

J-1. AS A STUDENT, HAVE YOU FAILED TO LOOK UP MISUNDERSTOODS? _____

J-2. ON COURSE, HAVE YOU LET THINGS GO BY WHICH YOU DIDN'T REALLY GET? _____

J-3. HAVE YOU FAKED THAT YOU GOT IT? _____

J-4. DO YOU HAVE DIFFICULTIES AS A STUDENT? _____

J-5. DON'T YOU LIKE TO STUDY? _____

J-6. HAVE YOU PRETENDED KNOWINGNESS YOU DON'T HAVE? _____

J-7. WHEN YOU READ A STABLE DATUM, DO YOU FAIL TO WORK OUT HOW YOU CAN USE IT? _____

(If any of the questions in section J read, go to section J of Part Two and fully handle per the instructions given.)

K-1. DOES SOMEONE OBJECT TO YOUR BEING TRAINED? _____



K-2. HAS SOMEONE BEEN ENTURBULATING YOU? _____

K-3. ARE YOU PTS? _____

(If any of the questions in section K read, go to section K of Part Two and fully handle per the instructions given.)

PART TWO

A. TRs

Check out and correct the auditor's TRs 0-4. It may be that he has never done a Professional TR Course, in which case he should be sent to do the Professional TR Course immediately.

Check the possibility of the auditor not having seen the LRH Technical Training Films on TRs and communication, including "The Professional TR Course" tech training film. Include the viewing of such films (those assigned to his highest auditor training level and its prerequisites) on any re-tread or retrain assigned.

The auditor's TRs may be going out due to misunderstands and uncertainties about the tech. Be sure to explore this possibility also.

Refs:

HCOB	16 Aug. 72	C/S Series 84
		FLUBLESS C/Sing
HCO PL	23 Jan. 83	AUDITOR TRAINING PREREQUISITE
HCOB	3 Feb. 79 I	CHANGE THE CIVILIZATION EVAL
LRH Technical Training Films covering TRs and communication		

B. METERING

1. Have the auditor set up a meter. _____

(Note any uncertainties in handling the meter.)

2. Show me how you would check to make sure your meter is operational. _____

3. Check: Does the auditor wear glasses? If so, do the rims obstruct his seeing the meter while he is looking at the worksheets or the pc? _____

Are his glasses satisfactory? Does he have any difficulty with them at all? Is the prescription correct (i.e., can he see with them)? Don't just ask. Check it out. _____

4. Tell me what a reading item is. _____

5. Demonstrate each of the reads and which you would take up first. _____

6. Is there any area of metering you feel unsure of? _____

7. Check the auditor out on the following meter drills:

EM 12 _____ EM 23 _____ EM 26 _____

EM 13 _____ EM 24 _____

Handle any MUs, then have him do meter drills, meter drills, meter drills.

Check the possibility of the auditor not having seen the LRH Technical Training Films on metering and the E-Meter. Include the viewing of such films (those assigned to his highest auditor training level and its prerequisites) on any retread or retrain assigned.

Refs:

HCOB 26 June 78RA II Rev. 15.9.78	NED Series 6RA ROUTINE 3RA, ENGRAM RUNNING BY CHAINS
HCOB 13 Sept. 78	NED Series 27 R3RA ENGRAM RUNNING BY CHAINS AND NARRATIVE R3RA AN ADDITIONAL DIFFERENCE
HCOB 28 Apr. 69R Rev. 20.9.78	HIGH TA IN DIANETICS
HCOB 12 Sept. 78 II	NED Series 26 OVERRUN BY DEMANDING EARLIER THAN THERE IS
HCOB 18 June 78R Rev. 20.9.78	NED Series 4R ASSESSMENT AND HOW TO GET THE ITEM
HCOB 28 Feb. 71	C/S Series 24 METERING READING ITEMS
HCOB 4 Dec. 77R Rev. 19.8.87	CHECKLIST FOR SETTING UP SESSIONS AND AN E-METER
Book: <i>Introducing the E-Meter</i>	
Book: <i>The Book of E-Meter Drills</i>	
Book: <i>E-Meter Essentials</i>	
HCOB 29 Apr. 69	ASSESSMENT AND INTEREST
LRH Technical Training Films covering the E-Meter and metering	

C. *R3RA THEORY AND PROCEDURE*

1. Define "lock," "secondary," "engram," "basic." _____
 2. Have the auditor demonstrate what each R3RA command does, showing in detail how it affects the pc and the bank. _____
 3. How would you know whether an incident was erasing or going more solid? _____
 4. Have the auditor "run out" an item on you, keeping full session admin. _____
- Auditor knows R3RA commands *cold*. _____



While the auditor is running out the item, mock up situations which require the auditor handles the following:

- a. Pc bouncing from incident. _____
- b. Recognizing and handling the basic incident on the chain when it is reached. (Does he ask, "Has it erased?") _____
- c. TA rising after the first run through the incident. _____
- d. Pc gets no visio. _____
- e. Pc says there's nothing earlier. _____
- f. Incident has erased, but no postulate volunteered. _____
- g. Cognition volunteered, but no postulate. (Can he tell the difference between a cog and a postulate?) _____
- h. TA high, pc says, "It's erased." No VGIs. _____
- i. Incident blown by inspection. _____

(While doing this section, note all aspects of the auditor's handling: his TRs, his session admin, meter position as well as procedure.)

If it's out-admin, cram on handwriting until the auditor can write fast and legibly without effort. Outnesses on commands indicate out-basics. Handle with TRs 101-104 (per HCOB 17 July 69RB, NEW ERA DIANETICS COMMAND TRAINING DRILLS) and/or cram using the appropriate references.

Refs:

HCOB	3 Oct.	78	NED Series 29 NED RULE
HCOB	27 Jan.	74	R3R COMMANDS HAVE BACKGROUND DATA
HCOB	26 June	78RA II	NED Series 6RA
	Rev. 15.9.78		ROUTINE 3RA, ENGRAM RUNNING BY CHAINS
HCOB	15 May	63	THE TIME TRACK AND ENGRAM RUNNING BY CHAINS, BULLETIN 1
HCOB	8 June	63R	THE TIME TRACK AND ENGRAM
	Rev. 3.10.77		RUNNING BY CHAINS, BULLETIN 2 HANDLING THE TIME TRACK
Book: <i>Dianetics: The Modern Science of Mental Health</i>			
Book: <i>The Dynamics of Life</i>			
HCOB	16 Sept.	78	NED Series 28 POSTULATE OFF EQUALS ERASURE
HCOB	6 Nov.	87	Auditor Admin Series 14RA THE WORKSHEETS



D. POSTULATE AND ERASURE

- 1. Demonstrate what holds a chain in place. _____
- 2. Demo erasure and how it is accomplished. _____
- 3. Define postulate. _____
- 4. Give some examples of postulates. _____

Refs:

HCOB 26 June 78RA II	NED Series 6RA
Rev. 15.9.78	ROUTINE 3RA, ENGRAM RUNNING BY CHAINS
HCOB 16 Sept. 78	NED Series 28
	POSTULATE OFF EQUALS ERASURE

E. ASSESSMENT AND PREASSESSMENT

- 1. Have the auditor give several examples of narrative items, somatic items, after-the-fact items and medical terms. _____
- 2. Mock up a situation of the pc offering to the auditor medical terms, after-the-fact items and conditions to run. Auditor to handle correctly, without evaluation or invalidation. _____
- 3. Mock up a session. Start with an original item. Have the auditor do a full preassessment and choose the correct running item. (Note all aspects of his handling, as above.) _____

Auditor's preassessment procedure correct. _____

During the preassessment, mock up the following situations for the auditor to handle:

- a. No reads on list. _____
- b. An instant F/N. _____
- c. A body motion "read" on a preassessment item. _____
- d. Prior and latent reads. _____
- e. Pc wants to run something that hasn't read. _____

Check the possibility of the auditor not having seen the LRH Technical Training Films on TRs and metering. Include the viewing of such films (those assigned to his highest auditor training level and its prerequisites) on any reread or retrain assigned.

Refs:

HCOB 17 July 69RB	NEW ERA DIANETICS
Rev. 4.9.78	COMMAND TRAINING DRILLS
HCOB 26 June 78RA II	NED Series 6RA
Rev. 15.9.78	ROUTINE 3RA, ENGRAM RUNNING BY CHAINS



HCOB 18 June 78R Rev. 20.9.78	NED Series 4R ASSESSMENT AND HOW TO GET THE ITEM
HCOB 28 July 71RB Rev. 8.4.88	NED Series 8RA DIANETICS, BEGINNING A PC ON
HCOB 13 Sept. 78	NED Series 27 R3RA ENGRAM RUNNING BY CHAINS AND NARRATIVE R3RA, AN ADDITIONAL DIFFERENCE
HCOB 20 July 78	NED Series 18 AFTER THE FACT ITEMS
HCOB 23 May 69R Rev. 11.7.78	AUDITING OUT SESSIONS NARRATIVE VERSUS SOMATIC CHAINS
HCOB 9 Nov. 87	Auditor Admin Series 19RA DIANETIC ASSESSMENT LISTS

LRH Technical Training Films covering TRs and metering

F. L3RH

1. Have the auditor give several examples of when an L3RH would be used. _____
2. Have the auditor assess an L3RH on a doll. _____
(Check his assessment TRs, meter position, etc.)
3. Choose several L3RH items and have the auditor handle them as he would in a session. _____
4. Are there any L3RH items you don't feel certain about or don't understand? _____
5. Check out the auditor on E-Meter Drill 24. _____

If the auditor is having trouble getting prepared lists to read, have him do the full battery of assessment drills. Check the possibility of the auditor not having seen the LRH Technical Training Films on TRs and metering. Include the viewing of such films (those assigned to his highest auditor training level and its prerequisites) on any reread or retrain assigned.

Refs:

HCOB 22 July 78	ASSESSMENT TRs
HCOB 11 Apr. 71RE	NED Series 20 L3RH, DIANETICS AND INT RD REPAIR LIST
HCOB 22 Apr. 80R Rev. 26.7.86	ASSESSMENT DRILLS

(and references in the metering section)

G. DRUG HANDLING

1. Demo why you run out drugs narrative. _____
2. Demo why you preassess drugs. _____



3. Demo why you do a prior assessment to drugs. _____
4. Demonstrate why you don't list whole track drugs. _____
5. Demo what drugs do to a person and why they have to be handled. _____
6. Is there anything about drug handling that isn't clear? _____

Refs:

HCOB 15 July 71RD III	NED Series 9RC
Rev. 8.4.88	DRUG HANDLING
HCOB 19 Sept. 78R I	THE END OF ENDLESS DRUG
Rev. 31.1.79	RUNDOWNS
HCOB 19 May 69RB	DRUG AND ALCOHOL CASES
Rev. 14.11.78	PRIOR ASSESSING
HCOB 28 July 71RB	NED Series 8RA
Rev. 8.4.88	DIANETICS, BEGINNING A PC ON

H. DOESN'T KNOW AUDITING WORKS

2WC the reading question with the auditor to establish whether he has any personal reality on the mind and engrams and whether he has had any wins from receiving Dianetic auditing himself. If he doesn't know from personal experience that the mind is real, that engrams and mental image pictures are real, and that auditing gives personal gains, put him on a program to finish his Drug RD, including Objectives. If that doesn't handle, then do an Expanded Green Form 40RF. _____

I. OUT-ETHICS AS AN AUDITOR

Send to Ethics to handle any out-ethics situation and program for complete handling by using the Auditor Confessional List, the False Purpose Rundown Auditor Form (and Super Power, when released). He will not win as an auditor until he is honest and straight. _____

J. STUDY DIFFICULTIES

Program for full handling by using a Student Confessional List, Student Rehab List, Study Green Form, Student Rescue Intensive or any other appropriate auditing action. Also, handle study difficulties with any retreats or retrains warranted (i.e., Student Hat, PRD, etc.). _____

K. PTS

Return to C/S to program for PTS handling. _____

This completed checklist plus the corrective actions taken are kept in the auditor's pc folder.

L. RON HUBBARD
Founder

Revision assisted by
LRH Technical Research
and Compilations



Remimeo
NED Auditors
C/Ses

IMPORTANT

New Era Dianetics Series 20

L3RH

DIANETICS AND INT RD REPAIR LIST

This list includes the most frequent Dianetic errors.

A high or low TA and a bogged case can result from failures to erase a chain of incidents.

DO NOT ATTEMPT TO REPAIR A CHAIN OR ENGRAM WITHOUT USING THIS LIST as it can have different or several errors.

REMEMBER TO CLEAR EACH WORD ON THIS LIST. IF A QUESTION READS AND THE PC SAYS HE DOESN'T UNDERSTAND IT, CLEAR IT AND REASSESS (don't explain it and take it, as it read on a misunderstood, not on a fact).

RUNNING PCs ON DIANETICS WITHOUT A FULL AND COMPLETE DN C/S-1 INDOCTRINATION IS A FOOLISH ACTION.

TAKE ANY READ FOUND TO F/N BY FULL REPAIR OF IT PER THE INSTRUCTIONS.

Handling instructions calling for an L4BRA, Int RD Correction List, Date/Locate or other Scientology actions must be done by an auditor who is trained and qualified to audit them.

1. **WAS THERE AN EARLIER-SIMILAR INCIDENT?** _____
(Indicate it. Run the chain to full EP.)
2. **WAS THERE NO EARLIER-SIMILAR INCIDENT?** _____
(Indicate it. Determine if the chain erased or if the last incident needs to be run through again. Complete the chain to full EP by indication or by running it to full EP. [Scn handling would include Date/Locate if needed.]
3. **WAS THERE AN EARLIER BEGINNING?** _____
(Indicate it. Handle with R3RA and complete the chain to full EP.)
4. **WAS THERE NO EARLIER BEGINNING?** _____
(Indicate it. Complete the chain to full EP using R3RA DEF on last incident if unflat.)



5. **WAS AN F/N INDICATED TOO SOON?** _____
 (Indicate it. Run the last incident [or chain] to full EP.)

6. **DID THE AUDITOR STOP JUST BECAUSE THERE WAS AN F/N?** _____
 (Indicate it. Complete the chain to full EP using R3RA DEF on the last incident run.)

7. **WAS AN F/N INDICATED TOO LATE?** _____
 (Indicate it. Get off the postulate made at the time of the incident. Indicate the overrun. [Scn handling would include D/L if needed.])
 (Then, if the pc jumped to another chain, get last incident pc ran on the jumped-to chain and do an L3RH on it.)

8. **WAS THE POSTULATE BYPASSED?** _____
 (Indicate. Get the postulate. Indicate that the chain was overrun. [Scn handling would include D/L if necessary.] If pc jumped chains, handle as in #7 above.)

9. **HAS THE INCIDENT ERASED?** _____
 (Indicate. Get the postulate made at the time of the incident. Indicate the overrun. [If any difficulty, Scn handling would include D/L.])

10. **WAS AN F/N NOT INDICATED AT ALL?** _____
 (Indicate. Get off the postulate if not already given. Indicate the overrun. [Scn handling would include D/L if necessary.] If jumped chains, handle as in #7 above.)

11. **WAS THERE NO CHARGE ON THE ITEM IN THE FIRST PLACE?** _____
 (Indicate it and that it shouldn't have been run. [Scn handling would include D/L if necessary.])

12. **DID YOU JUMP CHAINS?** _____
 (Indicate it. Reorient to the original chain. Find out if it erased and get the postulate if not previously given. Indicate the overrun or run the chain to full EP. Then locate last incident pc ran on the chain he jumped to. As this has now been restimulated but not run, do an L3RH on it. [Scn handling would include D/L if necessary.])

13. **DID YOU JUMP FLOWS?** _____
 (Indicate it. Reorient to the original chain and take it to full EP using R3RA DEF. If necessary and the pc is still upset about the other flow, do an L3RH on it.)



14. **WERE THERE FLUBBED COMMANDS?** _____
(Indicate it, E/S to F/N.)
15. **DID THE AUDITOR GOOF ON A SEQUENCE OF COMMANDS?** _____
(Indicate it, E/S to F/N.)
16. **DID YOU NOT HAVE A COMMAND?** _____
(Indicate it, E/S to F/N.)
17. **DID YOU HAVE A MISUNDERSTOOD ON THE COMMAND?** _____
(Find it and clear it.)
18. **SHOULD THE INCIDENT BE RUN THROUGH ONE MORE TIME?** _____
(Indicate it. R3RA DEF on the incident, run chain to full EP.)
19. **TOO LATE ON THE CHAIN?** _____
(Indicate it. Get the earlier-similar incident and complete the chain with R3RA to full EP.)
20. **WAS A CHAIN NOT COMPLETED?** _____
(Indicate it. R3RA DEF on the incident, run chain to full EP.)
21. **INCIDENT GONE MORE SOLID?** _____
(Indicate it. Check for earlier incident or earlier beginning and complete the chain to full EP.)
22. **WAS AN INCIDENT SKIPPED?** _____
(Indicate it. Find out what it was, run it and complete the chain to full EP.)
23. **WAS AN INCIDENT LEFT TOO HEAVILY CHARGED?** _____
(Indicate it. Find out what it was, run it through again. Complete the chain to full EP.)
24. **DID YOU SAY SOMETHING WAS ERASED JUST BECAUSE YOU WERE TIRED OF RUNNING IT?** _____
(Indicate it. Complete the chain to full EP with R3RA DEF on the last incident run.)
25. **STOPPED RUNNING AN INCIDENT THAT WAS ERASING?** _____
(Indicate it. R3RA DEF on the incident and erase it. Get full EP.)



26. **WENT PAST BASIC ON A CHAIN?** _____
 (Indicate it. Get full EP. [Scn handling would include D/L if necessary.]
 (Then, if pc jumped to another chain, get last incident pc ran on the jumped-to chain and do an L3RH on it.)
27. **WAS AN EARLIER MISRUN INCIDENT RESTIMULATED?** _____
 (Indicate it. Find out what it was and do an L3RH on it.)
28. **DID TWO OR MORE INCIDENTS GET CONFUSED?** _____
 (Indicate it. Sort it out with an L3RH on the incident pc was originally running.)
29. **WAS AN IMPLANT RESTIMULATED?** _____
 (Indicate it. If no joy, do an L3RH on the time of the restimulation.)
30. **WAS THE INCIDENT REALLY AN IMPLANT?** _____
 (Indicate it. If necessary do an L3RH on it. [Scn handling would include D/L if needed.]
31. **WRONG ITEM?** _____
 (Indicate it was a wrong item and that all other actions connected with it were wrong. If it is from an L&N list or if any question or difficulty, do an L4BRA.)
32. **NOT YOUR ITEM?** _____
 (Indicate it, E/S to F/N.)
33. **NOT YOUR INCIDENT?** _____
 (Indicate it, E/S to F/N. L3RH if any trouble.)
34. **DID THE PREASSESSMENT ITEM GOTTEN HAVE NO CHARGE ON IT?** _____
 (Indicate the item was uncharged and should not have been taken up and all items connected with it should not have been run. [Scn handling would include D/L if necessary.]
35. **WAS THERE ANOTHER PREASSESSMENT ITEM THAT SHOULD HAVE READ?** _____
 (Get what it was and note its read as the pc gives it. Find out if the preassessment item taken up is uncharged. If so, handle as in #34 above. If not, continue with the action you are on to EP and handle the new item given in its order.)



36. **WAS THE ORIGINAL ITEM ALREADY HANDLED?** _____
 (Indicate that the original item was already handled and that items connected with it should not have been run. [Scn handling would include D/L if necessary.]
37. (OMIT WHEN RUNNING DRUGS)
WAS THERE NO INTEREST IN RUNNING AN ITEM? _____
 (Indicate it, and that it shouldn't have been run. [Scn handling would include D/L if needed.]
38. **WAS THE SAME THING RUN TWICE?** _____
 (Indicate it. Spot the first erasure, indicate the overrun. [Scn handling would include D/L if needed.]
39. **WAS THERE A WRONG DATE?** _____
 (Indicate it. Get the correct date and run the incident [if unflat] and chain to full EP.)
40. **WAS THERE NO DATE FOR THE INCIDENT?** _____
 (Indicate it. Get the date and run the incident [if unflat] and chain to full EP.)
41. **WAS IT A FALSE DATE?** _____
 (Indicate it. Get the correct date and run the incident [if unflat] and any chain to full EP.)
42. **WAS THERE AN INCORRECT DURATION?** _____
 (Indicate it. Get the correct duration and run the incident [if unflat] and any chain to full EP.)
43. **WAS NO DURATION FOUND FOR THE INCIDENT?** _____
 (Indicate it. Get the duration and run the incident [if unflat] and any chain to full EP.)
44. **WAS THERE A FALSE DURATION?** _____
 (Indicate it. Get the correct duration and run the incident [if unflat] and any chain to full EP.)
45. **DID YOU RESENT DURATIONS?** _____
 (Indicate it, and if no F/N, handle by E/S itsa to F/N. [“Was there an earlier-similar time you resented durations?”] If any difficulty in cleaning up this BPC, do an L1C. Once the BPC has been handled to F/N, run the R3RA incident [if unflat] to full EP.)
46. **WAS AN EARLIER DIANETIC UPSET RESTIMULATED?** _____
 (Locate what it was, indicate it. Sort out with an L3RH if necessary.)



47. **WAS AN EARLIER ARC BREAK ON ENGRAMS RESTIMULATED?** _____
 (Indicate it. Sort it out with an L3RH.)
48. **WAS THERE AN ARC BREAK IN THE INCIDENT?** _____
 (Indicate it. Run the incident [if unflat] to full EP.)
49. **WERE YOU PROTESTING?** _____
 (Indicate it, clean it up E/S to F/N.)
50. **DID THE AUDITOR DEMAND MORE THAN YOU COULD SEE?** _____
 (Indicate it, E/S to F/N. If any difficulty, do an L1C.)
51. **DID THE AUDITOR REFUSE TO ACCEPT WHAT YOU WERE SAYING?** _____
 (Indicate it, E/S to F/N. If any difficulty, do an L1C.)
52. **WERE YOU PREVENTED FROM RUNNING AN INCIDENT?** _____
 (Indicate it and if no F/N, handle by E/S itsa to F/N. [“Was there an earlier-similar time you were prevented from running an incident?”] If any difficulty in cleaning up this BPC, do an L1C. Once the BPC has been handled to F/N, run the R3RA incident [if unflat] and any chain to full EP.)
53. **DID THE AUDITOR SIMPLY STOP GIVING COMMANDS?** _____
 (Indicate it. Complete the chain by running the last incident found R3RA DEF to full EP.)
54. **WAS A COGNITION INTERRUPTED?** _____
 (Indicate it. Get the cognition and any postulate connected with it. [If any difficulty at this point, do an L1C.] Continue chain if unflat, or indicate the overrun.)
55. **WAS THERE A POSTULATE THAT WAS NOT EXPRESSED?** _____
 (Indicate it. Get the postulate and indicate the overrun. [Scn handling would include D/L if needed.]
56. **WERE YOU DISTRACTED WHILE RUNNING AN INCIDENT?** _____
 (Indicate it and if no F/N, handle by E/S itsa to F/N. [“Was there an earlier-similar time you were distracted while running an incident?”] If any difficulty in cleaning up this BPC, do an L1C. Once the BPC has been handled to F/N, run the incident [if unflat] and any chain to full EP.)



57. **WERE YOU AUDITED OVER AN ARC BREAK?** _____
PROBLEM? _____
WITHHOLD? _____
- (Indicate it. Handle the out-rud. Do not pull W/Hs before the engram or chain is repaired or it will mush engrams.)
58. **WERE YOU HELD UP BY THE AUDITOR?** _____
 (Indicate it, E/S to F/N.)
59. **WAS AN ITEM SUPPRESSED?** _____
 (Indicate it. Get the suppress off E/S to F/N, then run the item and any chain to full EP.)
60. **WAS AN ITEM INVALIDATED?** _____
 (Indicate it. Get the inval off E/S to F/N, then run the item and any chain to full EP.)
61. **WAS AN ITEM ABANDONED?** _____
 (Indicate it, get the item back and run the item and any chain to full EP.)
62. **WAS A CHAIN ABANDONED?** _____
 (Indicate it, get the chain back and run to full EP.)
63. **WAS THE ITEM ORIGINALLY MISWORDED?** _____
 (Indicate it. Get the correct wording and give it to him. Handle to full EP if unflat.)
64. **WAS THE WORDING OF THE ITEM CHANGED?** _____
 (Indicate it. Get the correct wording and give it to him. Run it [if unflat] to full EP.)
65. **WERE YOU RUNNING AN ITEM THAT WAS DIFFERENT THAN THE ONE ASSESSED?** _____
 (Indicate it. Get the item the pc was actually running, handle to full EP. Then L3RH on the item actually assessed.)
66. **STUCK PICTURE?** _____
 (Indicate it. Do an L3RH on it. If stuck picture persists, you can also unstick it by having him recall a time before it and a time after it.)
67. **ALL BLACK?** _____
 (Spot the black field or picture. Get the correct duration and run it to full EP. If it won't run, do an L3RH on it.)



68. **INVISIBLE?** _____
 (Spot the invisible field or picture. L3RH on it.)
69. **CONSTANTLY CHANGING PICTURES?** _____
 (Indicate there was a misassessment and a wrong item was taken off the list. Get the correct item and run it, or L3RH on that session.)
70. **WHEN YOU SAID IT WAS ERASED, DID IT STILL HAVE A MASS?** _____
 (Indicate it. R3RA DEF, checking for earlier beginning, run to erasure and full EP. If necessary, do an L3RH on it.)
71. **WAS THERE A PERSISTENT MASS?** _____
 (L3RH on it.)
72. **WAS THERE TROUBLE WITH A PRESSURE ITEM OR PRESSURE ON AN ITEM?** _____
 (L3RH on it.)
73. **DID YOU GO EXTERIOR?** _____
 (Indicate it. If the pc has not had an Int RD and you are qualified to audit Int, give him a standard Int RD per Int RD Series 2. If you are not qualified to audit Int, turn the pc over to a qualified auditor or become qualified to do an Int RD and handle. If the pc has had an Int RD, handle as in #74, below.)
74. **WAS YOUR INT RUNDOWN MESSED UP?** _____
 (If so, indicate it to pc. If properly trained to do so, do an Int RD Correction List [HCOB 29 Oct. 71RA]. If Int correction has already been done on the pc get an FES of the Int RD *and* its corrections. When all errors are corrected the C/S may order the End of Endless Int Repair RD per Int Series 4RA.)
75. **WERE YOU AUDITED OVER DRUGS, MEDICINE OR ALCOHOL?** _____
 (Indicate it. L3RH on that time, then verify all chains to ensure they erased. Note for C/S attention to verify if Objectives and all other points of full drug handling have been done.)
76. **WAS A PAST DEATH RESTIMULATED?** _____
 (Indicate it. If it doesn't blow run it out Narrative Secondary R3RA.)
77. **DID YOU ATTAIN SOME STATE AND IT WAS INVALIDATED?** _____
 (If so, 2WC to F/N. Return folder to C/S for handling.)



- 78. **DID YOU GO CLEAR AND NOBODY WOULD LET YOU DECLARE?** _____
(If so, 2WC to F/N. Send the folder to C/S for programing. One would *never* simply send the person to Declare without having done a full and complete Clear Certainty Rundown which showed beyond any doubt that the person was indeed Clear. Falsely declaring a person Clear is a serious offense and actionable by Committee of Evidence.)

- 79. **WAS THERE NOTHING WRONG IN THE FIRST PLACE?** _____
(Indicate it, E/S to F/N. Continue the action you were on.)

- 80. **WAS THIS LIST UNNECESSARY?** _____
(Indicate it. If it doesn't F/N, rehab to F/N.)

- 81. **HAS THE REAL REASON BEEN MISSED?** _____
(Indicate it. Locate the real reason and handle.)

- 82. **WAS SOMETHING ELSE WRONG?** _____
(Locate what it is and sort it out.)

L. RON HUBBARD
Founder

Revision assisted by
LRH Technical Research
and Compilations



HUBBARD COMMUNICATIONS OFFICE
Saint Hill Manor, East Grinstead, Sussex

HCO BULLETIN OF 17 SEPTEMBER 1980R

Remimeo
NED Auditors
C/Ses

Issue I
REVISED 8 APRIL 1988

New Era Dianetics Series 20-1

L3RH WORD LIST

Refs:

HCO PL	4 Apr.	72R III	ETHICS AND STUDY TECH
	Rev. 21.6.75		
HCOB	8 July	74R I	Word Clearing Series 53R
	Rev. 24.7.74		CLEAR TO F/N
HCOB	21 June	72 I	Word Clearing Series 38
			METHOD 5
HCOB	9 Aug.	78 II	CLEARING COMMANDS
HCOB	17 July	79RA I	Word Clearing Series 64RA
	Rev. 30.7.83		THE MISUNDERSTOOD WORD DEFINED

These are the words from HCOB 11 Apr. 71RE, NED Series 20, L3RH, DIANETICS AND INT RD REPAIR LIST.

These words should be cleared on the pc before the L3RH is assessed, per HCOB 9 Aug. 78 II, CLEARING COMMANDS.

The auditor must have received high-crime checkouts from Qual on the above references before clearing these words on a pc. The auditor uses Method 5 Word Clearing when clearing these words on the pc.

This word list need only be cleared once in the pc's auditing if it was correctly cleared the first time.

The fact of having cleared this word list on the pc must be noted on the Yellow Sheet in the pc's folder. (Ref: HCOB 30 Oct. 87, Auditor Admin Series 6RA, THE YELLOW SHEET)

WORDS FROM THE L3RH

A, abandoned, accept, alcohol, all, already, an, and, another, ARC break, assessed, at, attain, audited, auditor.

Basic, be, because, been, beginning, black, by, bypassed.

Chain, chains, changed, changing, charge, charged, Clear, cognition, command, commands, completed, confused, constantly, could.

Date, death, declare, demand, Dianetic, did, different, distracted, drugs, duration, durations.



Earlier, else, engrams, erased, erasing, expressed, exterior.

False, first, flows, flubbed, F/N, for, found, from.

Get, giving, go, gone, goof, gotten.

Handled, has, have, heavily, held up.

Implant, in, incident, incidents, incorrect, indicated, Int, interest, interrupted, invalidated, invisible, it, item.

Jump, just.

Late, left, let, list.

Mass, medicine, messed up, misrun, missed, misunderstood, misworded, more.

No, nobody, not, nothing.

Of, on, one, or, original, originally, over.

Past, persistent, picture, pictures, place, postulate, preassessment, pressure, prevented, problem, protesting.

Read, real, really, reason, refuse, resent, restimulated, run, rundown, running.

Said, same, say, saying, see, sequence, should, similar, simply, skipped, solid, some, something, soon, state, still, stop, stopped, stuck, suppressed.

Than, that, the, there, thing, this, through, time, tired, to, too, trouble, twice, two.

Unnecessary, upset.

Was, went, were, what, when, while, with, withhold, wording, would, wrong.

You, your.

L. RON HUBBARD
Founder

Revision assisted by
LRH Technical Research
and Compilations



Remimeo
Tech/Qual
NED C/Ses
NED Auditors
NED Checksheet

New Era Dianetics Series 21

DIANETIC C/S-1

Ref:

HCOB 17 Oct. 64 II GETTING THE PC SESSIONABLE

A C/S-1 is a general C/S (Case Supervisor direction) which covers the actions necessary to orient the pc to the basic factors of auditing and thus prepares him to receive auditing. For this purpose, because of the differences in Dianetics and Scientology auditing terms and procedures, there exists this Dianetic C/S-1 as well as a Scientology C/S-1 (HCOB 15 July 78RA, Rev. 10.3.84).

The Dianetic C/S-1 is for pcs new to Dianetics or for old pcs who have misunderstands, who try to be psychoanalytic cases or who don't catch on.

The Dianetic C/S-1 is done on the pc's auditing time.

It is not necessary to reclear those sections of the Dianetic C/S-1 which the pc may have already covered in a recent and thorough Scientology C/S-1, *provided* the auditor is *certain* of the pc's understanding of the terms.

REFERENCES

The auditor should know his materials very well and should have a Tech Dictionary, his HCOB pack and a regular but simple dictionary in the language being audited, ready in the C/S-1 session for reference and for clearing up any misunderstands or questions the pc may have.

While going through the steps of the C/S-1, the auditor should make full use of *The Basic Dianetics Picture Book* in clearing Dianetics terms and procedure with the pc.

The following will be needed in the auditing room:

The Basic Dianetics Picture Book

Technical Dictionary

Admin Dictionary

NED Auditor course pack

A good English dictionary
(Ref: HCOB 13 Feb. 81R, Rev. 25.7.87,
Word Clearing Series 67R, DICTIONARIES)

A good dictionary in the pc's native language, and for a foreign language case a dual dictionary (English-to-foreign language and foreign language itself)

Dianetic C/S-1 Definitions Sheet—Attachment 1 of this issue

Dianetic C/S-1 Word List—Attachment 2 of this issue

A demo kit.

The auditor makes full use of these as necessary. If further references are needed, ensure source materials are used.

WORD CLEARING

When delivering the Dianetic C/S-1, clear with the pc each Dianetic (or other) term, using the definitions on Attachment 1 and other references as needed. Ensure you fully handle any word or term that is obviously misunderstood or any word or term the pc is hesitant about or unsure of.

When having the pc define a word using Method 5 Word Clearing, you *don't* ask: "Do you know what this word means?" You ask: "What is the definition of _____?"

When the pc has defined a word or term, have him use it correctly in several sentences. Where it is applicable, have him give you examples, using his experiences where possible or those of relatives or friends and/or have him demonstrate the item, using a demo kit. Cover by exact definition all terms used.

Check for any questions (or misunderstandings) as you go along and ensure any such get handled so the pc winds up with a clear understanding of the word, item or procedure.

Don't settle for glibness that does not show understanding, but, on the other hand, don't overrun or put duress on the pc either.

Ensure that each word cleared on the pc is taken to F/N.

DIANETIC C/S-1 PROCEDURE

1. Give pc the R-factor that you are going to do a Dianetic C/S-1 to familiarize him with New Era Dianetics auditing procedure and any basic data that may require clarification.
2. Clear the word: DIANETICS
3. a. Clear the words: THETAN
MIND
BODY

- b. Have the pc demonstrate, using a demo kit, the relationship between thetan, mind and body.
4. a. Clear the term: MENTAL IMAGE PICTURE
 - b. Have the pc demonstrate, using a demo kit, what a mental image picture is.
 5. a. Clear the word: ENGRAM
 - b. Have the pc demonstrate, using a demo kit, what an engram is.
 6. a. Clear the word: SECONDARY
 - b. Have the pc demonstrate, using a demo kit, what a secondary is.
 7. a. Clear the word: LOCK
 - b. Have the pc demonstrate, using a demo kit, what a lock is.
 8. Have the pc demonstrate, using a demo kit, the difference between an engram, secondary and lock, giving examples of each.
 9. a. Clear the terms: REACTIVE MIND
ANALYTICAL MIND
 - b. Have the pc demonstrate, using a demo kit, how the stimulus response of the reactive mind exerts force and the power of command over awareness, purposes, thoughts, body and actions.
 - c. Have the pc demonstrate, using a demo kit, the difference between the reactive mind and the analytical mind.
 10. a. Clear the term: TIME TRACK
 - b. Have the pc demonstrate, using a demo kit, what the time track is.
 11. a. Clear the term: MENTAL MASS
 - b. Have the pc demonstrate, using a demo kit, what mental mass is.
 12. a. Clear the word: CHARGE
 - b. Have the pc demonstrate, using a demo kit, what charge is.
 13. a. Clear the word: INCIDENT
 - b. Have the pc give you several examples of an incident.
 14. a. Clear the word: CHAIN
 - b. Have the pc demonstrate, using a demo kit, what a chain is.
 - c. Have the pc give you an example of a chain, using a lock, secondary and engram.



15. a. Clear the word: POSTULATE
 - b. Have the pc give you several examples of a postulate.
 - c. Have the pc give you an example of a time he postulated something, and got it.

16. a. Clear the word: ERASURE
 - b. Have the pc demonstrate erasure by having him draw something with a pencil on a piece of paper and then have him fully erase it with an eraser.

17. a. Using the R3RA Commands Word List (Attachment 2), clear each word of each command of the R3RA procedure. To clear these terms, use a good English dictionary (or foreign language dictionary as applicable).
 - b. Ensure the pc understands:
 - i. “erasing.” For demonstration, have the pc draw something with a pencil on a piece of paper. Then have him erase *parts of it* (*not* the whole).
 - ii. “going more solid.” For demonstration, have the pc draw something with a pencil on a piece of paper. Then have him make what he has drawn *more solid*, again using the pencil to do so.
 - c. Have the pc demonstrate, using a demo kit, “erasing” and “going more solid.”

18. With the pc, clear each command of R3RA, using the commands listed in HCOB 28 June 78RA, NED Series 7RA, R3RA COMMANDS. (Ref: HCOB 9 Aug. 78 II, CLEARING COMMANDS)
 - a. Ask the pc: “What does this command mean to you?” (Clear Step 1 of R3RA, as found in NED Series 7RA, R3RA COMMANDS.) (If it is evident from the pc’s answer that he has misunderstood a word as it is used in the context of the command:

Reclear the obvious word [or words] using the dictionary.

Have him use each word in a sentence until he has it.

Reclear the command.)
 - b. Once the pc has correctly answered the question and understands the command, have him demonstrate, using a demo kit, what he would actually do when given that command.
 - c. Repeat steps (a) and (b) above for all of the R3RA commands listed in NED Series 7RA (and all flows) including Narrative commands.

19. a. Give the pc a brief R-factor on the use of the Preassessment List.
 - b. Clear the words of the Preassessment List. (See Attachment 2)



20. a. Give the pc a brief R-factor that if at any time there is any difficulty in the Dianetics auditing, you will be using a prepared assessment list (L3RH) to find and handle the exact difficulty.
 - b. Clear the words of the L3RH, using HCOB 17 Sept. 80R I, NED Series 20-1, L3RH WORD LIST.
21. Turn the folder in to the C/S.

The C/S can also order any additional actions to the above.

The Dianetic C/S-1 does not preclude clearing the commands of each process or clearing a procedure in a session where the pc is begun on a new process or procedure. (Ref: HCOB 9 Aug. 78 II, CLEARING COMMANDS)

The Dianetic C/S-1 can usually be completed in one session. If it takes more than one session, the first session should be ended off at the end of a step or completion of a word or demonstration—never in the middle of an action.

Make sure you do not leave your preclear with a question or a misunderstood or confusion. Know the preclear in front of you and get your product of an educated pc who can run New Era Dianetics processes easily and make excellent case gain.

L. RON HUBBARD
Founder

Revision assisted by
LRH Technical Research
and Compilations



DIANETIC C/S-1 DEFINITIONS SHEET

DIANETICS:

Dianetics spiritual healing technology. It addresses and handles the effects of the spirit on the body and can alleviate such things as unwanted sensations and emotions, accidents, injuries and psychosomatic illnesses (ones that are caused or aggravated by mental stress). *Dianetics* means “through the soul” (from Greek *dia*, through, and *nous*, soul). It is further defined as “what the soul is doing to the body.”

THETAN:

The word thetan is derived from the symbol *theta*, a Greek letter.

A thetan is the person himself—not his body or his name, the physical universe, his mind or anything else; that which is aware of being aware; the identity which IS the individual. The thetan is most familiar to one and all as *you*.

MIND:

A communication and control system between the thetan and his environment. The mind is a network of communications and pictures, energies and masses, which are brought into being by the activities of the thetan versus the physical universe or other thetans.

BODY:

A MEST body, whether it belongs to the race of man or the race of ants, is yet but an animated vegetable.

The body is a physical object. It is not the being himself.

MENTAL IMAGE PICTURE:

Mental image pictures are actually composed of energy. They have mass, they exist in space and they follow some very, very definite routines of behavior, the most interesting of which is the fact that they appear when somebody thinks of something. He thinks of a certain dog, he gets a picture of the dog.

ENGRAM:

A mental image picture which is a recording of a time of physical pain and unconsciousness. It must by definition have impact or injury as part of its content.

Engrams are a *complete recording, down to the last accurate detail, of every perception present in a moment of partial or full unconsciousness.*

This is an example of an engram: A woman is knocked down by a blow. She is rendered “unconscious.” She is kicked and told she is a faker, that she is no

good, that she is always changing her mind. A chair is overturned in the process. A faucet is running in the kitchen. A car is passing in the street outside. The engram contains a running record of all these perceptions: sight, sound, tactile, taste, smell, organic sensation, kinetic sense, joint position, thirst record, etc. The engram would consist of the whole statement made to her when she was “unconscious”: the voice tones and emotion in the voice, the sound and feel of the original and later blows, the tactile of the floor, the feel and sound of the chair overturning, the organic sensation of the blow, perhaps the taste of blood in her mouth or any other taste present there, the smell of the person attacking her and the smells in the room, the sound of the passing car’s motor and tires, etc.

SECONDARY:

A mental image picture of a moment of severe and shocking loss or threat of loss which contains misemotion such as anger, fear, grief, apathy or “deathfulness.” It is a mental image recording of a time of severe mental stress. It may contain unconsciousness. A secondary is called a secondary because it itself depends upon an earlier engram with similar data but real pain, etc.

LOCK:

A mental image picture of an incident where one was knowingly or unknowingly reminded of a secondary or engram. It does not itself contain a blow or a burn or impact and is not any major cause of misemotion. It does not contain unconsciousness. It may contain a feeling of pain or illness, etc., but is not itself the source of it.

This is an example of a lock: One sees a cake, feels sick. This is a lock on an engram of being made sick by eating cake. The picture of seeing a cake and feeling sick is a lock on (is locked to) the incident (unseen at the moment) of getting sick eating cake.

REACTIVE MIND:

A portion of a person’s mind which works on a totally stimulus-response basis (given a certain stimulus it gives a certain response), which is not under his volitional control, and which exerts force and the power of command over his awareness, purposes, thoughts, body and actions.

The reactive mind comprises an unknowing, unwanted series of aberrated computations which bring about an effect upon the individual and those around him.

ANALYTICAL MIND:

The conscious, aware mind which thinks, observes data, remembers it and resolves problems. It would be essentially the conscious mind as opposed to the unconscious mind. In Dianetics and Scientology the analytical mind is the one which is alert and aware and the reactive mind simply reacts without analysis.

TIME TRACK:

The consecutive record of mental image pictures which accumulates through the preclear’s life or lives. It is very exactly dated.



The time track is a very accurate record of the pc's past, very accurately timed, very obedient to the auditor. If motion picture film were 3D, had 52 perceptions and could fully react upon the observer, the time track could be called a motion picture film. It is at least 350,000,000,000,000 years long, probably much longer, with a scene about every 1/25 of a second.

MENTAL MASS:

Engrams, secondaries, locks, all add up to mental masses, forces, energies, time, which express themselves in countless different ways such as pain, misemotion, feelings, old perceptions and a billion billion thought combinations buried in the masses as significances.

CHARGE:

By charge is meant anger, fear, grief or apathy contained as misemotion in the case.

Charge is the stored quantities of energy in the time track. It is the sole thing that is being relieved or removed by the auditor from the time track.

INCIDENT:

The recording of an experience, simple or complex, related by the same subject, location or people, understood to take place in a short and finite time period such as minutes or hours or days.

An incident can be an engram, secondary, key-in or lock.

CHAIN:

A series of recordings of similar experiences. A chain has engrams, secondaries and locks. The engram is the earliest date, the secondary a later date, the lock the most recent.

POSTULATE:

noun: A postulate is that self-determined thought which starts, stops or changes past, present or future efforts.

verb: It means to cause a thinkingness or consideration. It is a specially applied word and is defined as a causative thinkingness.

This is an example of a postulate: Suppose you say, "I like Model-T Fords. I am never going to drive another car." Years after that you will wonder why you are having so much trouble with your Buick; it's because you have made a promise to yourself. The second you lay down a postulate, a conclusion, you self-determine that you will do or be something. In order to change, you have to change that postulate.

ERASURE:

The action of erasing, rubbing out, locks, secondaries or engrams. Erasure occurs when the postulate made during the basic incident on the chain is gotten off.



DIANETIC C/S-1 WORD LISTS

R3RA COMMANDS WORD LIST:

a	incident	similar
an	is	solid
and	it	start
another	later	starting
are	locate	tell
be	lose	that
beginning	lost	the
caused	me	there
causing	more	this
do	move	through
does	of	time
duration	one	to
earlier	or	was
end	others	we
erasing	point	what
go	return	when
going	running	you
had	see	your
happened	seem	yourself

PREASSESSMENT WORD LIST:

aches	emotions	pressures
are	fears	sensations
attitudes	feelings	soreness
compulsions	is	tiredness
connected	misemotions	unconsciousness
discomforts	numbness	what
dislikes	pains	with



Remimeo

New Era Dianetics Series 22

TYPICAL DIANETIC CHAIN

Original Item: "Bronchitis"
Preassessment Item: "Misemotion"
Running Item: "Horrible feeling in my lungs"

<i>Incident</i>	<i>Date of Incident</i>	<i>Duration of Incident</i>	<i>TA Position</i>
<u>1st Incident</u> run 2 times through	1 Mar. 1970	<u>2 Hours</u>	3.3 at Step 1 3.2 at Step 9 3.5 at Step C
<u>2nd Incident</u> run 3 times through (due to there being an EB)	2 July 1963	<u>7 Minutes</u> EB	3.4 at Step 9 3.4 at Step C (Earl. Begin.) 3.5 at Step C
<u>3rd Incident</u> run 1 time through	3 Aug. 1960	<u>5 Hours</u>	3.6 at Step 9
<u>4th Incident</u> run 2 times through	1 Dec. 1951	<u>1½ Hours</u>	3.5 at Step 9 3.6 at Step C
<u>5th Incident</u> run 1 time through	16 Feb. 1921	<u>2½ Hours</u>	3.7 at Step 9
<u>6th Incident</u> run 2 times through	2 Feb. 1898	<u>2 Hours</u>	3.2 at Step 9 3.4 at Step C

7th Incident
run 8 times
through
(BASIC)

22 May 1882

1 Hour

3.3 at Step 9
3.2 at Step C
3.0 at Step F
2.8 at Step F
(Earl. Begin.)
2.8 at Step C
2.9 at Step F
(Earl. Begin.)
2.6 at Step C
BD & F/N

EB ┌───

EB ┌──────────

Pc gives Postulate
Wide F/N & VGIs
EP of chain.

The three remaining flows are each run as above to their basics. Then do further preassessment per R3RA. Twenty-five more running item Quad chains to go (100 in all). Meaning 100 more chains, each one of which reaches a BASIC and each one of which has an EP of F/N, POSTULATE, VGIs accompanied by an erasure.

L. RON HUBBARD
Founder

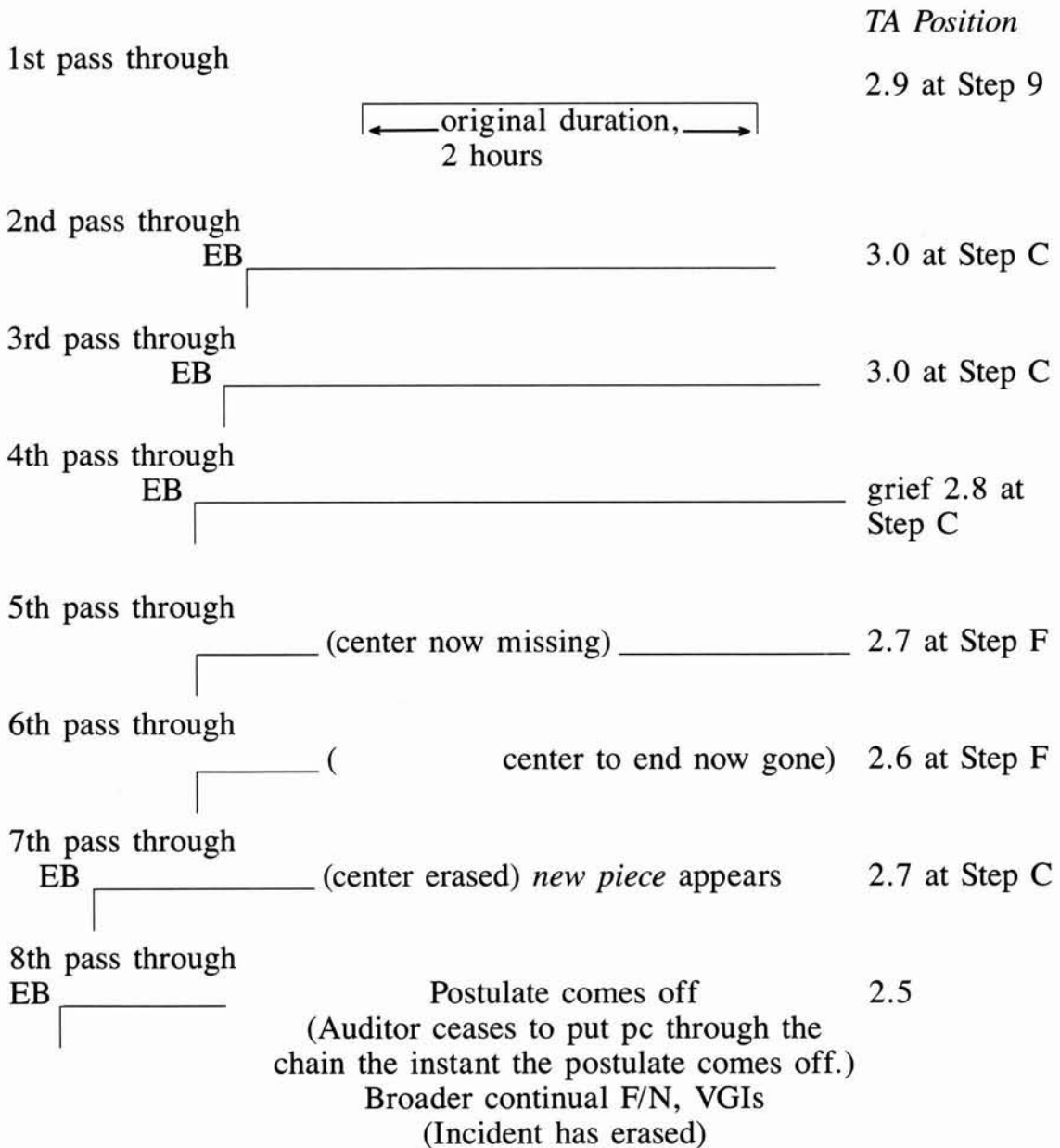


Remimeo

New Era Dianetics Series 23

A TYPICAL NARRATIVE ITEM

NARRATIVE ITEM: "Death of my father"



L. RON HUBBARD
Founder



HCO BULLETIN OF 24 JULY 1978

Remimeo
All Auditors
All C/Ses

(Cancels and replaces
BTB 3 Oct. 69R, DIANETIC REMEDIES)

New Era Dianetics Series 24

DIANETIC REMEDIES

The remedies given here will handle pcs who go anaten or dope off in session even though they are well rested beforehand. They will also handle high TAs caused by chains left in restimulation by reason of not taking them to a full Dianetic EP.

WORD CLEARING

One of the beginning pc's first steps in NED auditing is a thorough and complete Dianetic C/S-1. This is given as ACTION SEVEN on NED Series 2RA, NEW ERA DIANETICS FULL PC PROGRAM OUTLINE. It must be done until the pc well understands the commands of R3RA and knows what is expected of him as a pc. (Ref: HCOB 9 July 78RA, NED Series 21, DIANETIC C/S-1)

DO NOT attempt to run R3RA on a pc who is not properly indoctrinated. Clear the commands. Clear the list words and clear the procedures with him. It is the auditor's responsibility to ensure the pc understands the commands and the procedure he is being run on.

So the first remedy given here is WORD CLEARING. A pc who does not understand R3RA commands, assessment procedures, etc., will only restimulate masses in Dianetic sessions; he will not be able to erase them.

If there is any doubt that your pc understands the commands and procedures of R3RA, you clear these up immediately.

There are uniformly two things that prevent pcs from running engrams. They are the failure to fully clear all the commands and procedures of R3RA as we have covered above, and unhandled drugs.

Hence, the following remedies are to be done in their correct sequence on the pc's Dianetic program, after a full and complete drug handling per NED Series 9RC, DRUG HANDLING. (Ref: NED Series 2RA, NEW ERA DIANETICS FULL PC PROGRAM OUTLINE)

PICTURES OR MASSES

The following remedy is ordered by the C/S when the pc has no misunderstood words but still goes anaten in session, even when assessment and R3RA procedure are correctly done and the pc has had sufficient sleep, with no unflat chains evident by folder inspection, but has a very high or low TA.

The auditor asks, “What pictures or masses have you touched on in life or in auditing that have been left unhandled?”

The most obvious remedy is simply to take the best reading picture that was left unflat in auditing and simply finish the chain. If the pc had only run it Single Flow at the time, then finish it Single Flow for certain and check the other flows to see if they read and run them if they do. The question one checks is Step One Narrative or Step One regular R3RA. One uses Narrative when it is simply an incident and regular R3RA when he remembers what somatic he was running at the time.

The essence of this is simply to complete something that was already started and wasn't completed.

If it was a picture which simply appeared in life, one can simply treat it as an original item per the assessment HCOB and carry on from there.

Caution should be observed in running a pc on Quad who hitherto had only been run on Single or Triple Flows. One can get onto the subject of bypassed charge when he suddenly runs a new flow (like Flow 0) that has never been run before on a new item. What happens is the pc, audited on Single or Triple on other items in previous auditing, collides with some of the unrun charge of previously unhandled chains of that flow and can get quite upset. The best handling of this sort of thing is called “quading up a pc” as contained in HCOB 7 Mar. 71-1RA, USE OF QUADRUPLE DIANETICS.

Masses are handled simply by treating them as an original item as in the assessment HCOB.

In picture or masses remedies, one is best off following New Era Dianetics Series 4R. Just treat the picture or mass as an original item. Therefore, when the pc gives you a list of pictures or masses that have been touched on in life or auditing he is really giving you a list of original items so far as handling is concerned. The auditor takes the best-reading item from that list and does a preassessment on it.

“Are/Is (preassessment item) connected with (item)?” is the preassessment question.

The auditor then follows the procedure outlined in HCOB 18 June 78R, NED Series 4R, doing a full preassessment and runs out R3RA Quad all reading items with pc interest.

When this action is correctly performed, the TA of the pc will be back in range and the pc will be bright.

AUTOMATICITY OF PICTURES

There are some pcs who keep talking about “this huge automaticity of pictures coming in, faster and faster.” They also dope off in session and they are somewhat hard to get an F/N on.

The thing which is really wrong with a pc is instability. He can't hold things still.



A C/S could order CCH 10, “Hold It Still” per HCOB 11 June 57, TRAINING AND CCH PROCESSES.

Objectives are also indicated, particularly SCS, as the pc can’t control things.

After flattening Objectives, it will be found that the pc’s bank is more stable.

As the multipictures may also have keyed something in, a C/S, after Objectives are flat, could order the following:

“Ask the pc, ‘What pictures have you seen in life or auditing?’ and treat the best-reading items in the resulting list as original items, handling them as per NED Series 4R.”

The phenomenon of automatic pictures is also called “an avalanche” and data on it is available in HCOB 3 May 72, HAVINGNESS. The above section is the best handling.

OVERTS

When the pc goes anaten in session but there is no evidence of unflat chains, the C/S issues this C/S:

“Assess for: Overts on unconscious people

Overts on anaten people

Overts on asleep people

Overts on sick people.

“Run each reading item with interest R3RA Narrative Quad, running F2 first.”

The C/S could vary the assessment list, adding items if necessary in accordance with what the pc was motivating from.

IMAGINARY INCIDENTS

Sometimes a pc cannot confront the actual incidents that are keyed in by life or auditing. Such a pc will not go backtrack. In this case the running of imaginary incidents is quite productive. Sometimes the preclear will run them, quite astonishingly, with somatics. But he is not being required to face any reality about them and the auditor is not insisting that any reality exists concerning them. In a surprisingly high percentage of times, however, he will be running actual incidents. So long as he does not have to admit that these incidents are actual, he can do something about them.

It should be understood that no amount of imaginary incidents can supplant the running of real incidents. The first value that this technique has—the invitation to the preclear to run avowedly imaginary incidents in his past—is to build up the preclear’s confidence in the auditor. The preclear begins to feel that he will not be censured for indulging in fantasy.



When the preclear discovers that he has an auditor who not only will listen to imagination but who encourages it, the affinity level rises and the preclear's ability to differentiate in terms of reality will itself rise.

The auditor must never, after the incident has been run, then insist that the incident was real. This would be a break of faith. He and the preclear have entered into a contract that what is being run is pure imagination, and the auditor must not break his contract.

To run imaginary incidents, the auditor discusses with the pc how they will be running imaginary incidents and gets the pc's agreement to do so.

The auditor then asks, "What imaginary incidents or pictures have you touched on?"

All the pc's responses to this question, with their meter reads, are noted by the auditor. He then takes up the best-reading incident or picture and runs it out Narrative R3RA Quad, first checking interest. Lesser-reading items are then taken up.

This action is done until the pc is brighter and more able to confront actual incidents as they come up in auditing.

In doing this remedy, be certain the pc understands R3RA procedure and has NO MISUNDERSTOODS.

L. RON HUBBARD
Founder



HUBBARD COMMUNICATIONS OFFICE
Saint Hill Manor, East Grinstead, Sussex
HCO BULLETIN OF 10 SEPTEMBER 1978

Remimeo

New Era Dianetics Series 25

NED HIGH CRIME

Persons who try to run NED who haven't been certificate trained on NED are actionable regardless of their class.

L. RON HUBBARD
Founder

Remimeo
HCOs
Tech Staff
Qual Staff
Dianetics Courses
All Auditors, C/Ses,
Supervisors

New Era Dianetics Series 26

**OVERRUN BY DEMANDING
EARLIER THAN THERE IS**

When you go past the postulate or insist on an earlier-similar when there isn't one, the pc can go later or jump chains and put into action other phenomena. This, and bad assessment, is when you get tangled cases and repair.

OVERRUN OF BASIC

When you get a blowdown and the pc tells you the postulate and then you tell him to return to the beginning of the incident again, you can overrun the incident and turn the analytical concept of it back into a solid picture which will just get more and more solid and you'll think there was nothing erased.

What you're erasing, actually, is the basic postulate that made the chain occur in the first place.

OVERRUN OF NONBASIC

In engram running by chains, when you demand a pc go through the incident more than twice, and it is not basic, that incident will grow more solid. A good Dianetic auditor watches his TA and the moment that TA starts to rise while running an incident on the chain, he knows there is an earlier-similar incident. It is told to him by the TA, which is saying this incident is getting more solid.

When he sees this, he immediately asks for an earlier incident after either Step 9 or Step C of R3RA.

When you ask for earlier beginnings and then run the incident again and keep doing this, you can run a nonbasic through several times and it will inevitably become more solid. The degree that this can exert pressure on a pc is very great and is extremely uncomfortable.

A really smooth Dianetic auditor never increases the solidity of the bank. It is a nondetermined point whether an earlier beginning alone will, if found, decrease the solidity of a nonbasic.

AMOUNT OF TA

A Scientology auditor works for amount of TA out of a process.



A Dianetic auditor works for the eradication of a chain. The Dianetic auditor could get lots of TA if he overran every nonbasic engram, but it is this that he does *not* want.

The Dianetic auditor is not concerned with the amount of TA that he gets. A TA has to go up before it goes down. In running an engram chain if you let a nonbasic engram raise the TA more than a thousandth of an inch at Step 9 or Step C and do not immediately ask for an earlier incident, you goofed, as you will make the pc's bank more solid.

Scientology audits by the amount of TA. The most expert Dianetic auditor audits with a minimum of TA.

ASSESSMENTS

A lousy job of assessment, trying to run unreading items, will find the pc going into chains that are not ready to be run and will cause trouble, which consists of many unwanted phenomena such as pc unable to find incidents, jumping chains, etc.

L. RON HUBBARD
Founder

HCO BULLETIN OF 13 SEPTEMBER 1978

Remimeo
Tech Staff
Qual Staff
New Era Dianetics
Courses
All Auditors,
C/Ses,
Supervisors

URGENT—IMPORTANT

New Era Dianetics Series 27

**R3RA ENGRAM RUNNING BY CHAINS AND
NARRATIVE R3RA—AN ADDITIONAL DIFFERENCE**

Since the release of New Era Dianetics, I have been keeping a close eye on the running of NED on an extensive basis. Pcs have been experiencing tremendous and quite amazing gains and resolving areas of their cases which have never before been handled so fully.

This new and more precise Dianetics tech can and is changing the lives of many across the planet.

When this tech was researched and developed, I wanted to get it into your hands immediately. Now that it is in broad use, there is a wealth of data coming in on its application and the use of the new commands and handling of EPs. From this I have located a point where NED, as originally issued, could go wrong on some pcs where earlier Dianetics did not.

As it has always been my practice to provide you with the most accurate, proven and workable tech as it is developed, and as NED is a more powerful tech than any earlier Dianetics, it is important that you have this data.

The point referred to above is on the auditor asking for earlier beginning or earlier incident.

The basic stable datum is and always has been: TA up even slightly at the end of pc's run through the incident = something earlier. The "something earlier" could be an earlier incident or an earlier beginning to the incident being run.

There is a slight difference between the way these two are handled in R3RA Engram Running By Chains and R3RA Narrative Running, because of what the auditor is trying to accomplish with each. The difference is in the order of importance of earlier beginning and earlier incident.

R3RA ENGRAM RUNNING BY CHAINS

In R3RA Engram Running By Chains you are following down and erasing a somatic chain. Here, in almost all cases, an earlier incident on the chain takes precedence over an earlier beginning to the incident being run.



Therefore, if the TA is even slightly up at the end of the pc's run through an incident on the chain, the auditor asks *first* for an earlier incident and if there is none (or none the pc can yet see) he asks for an earlier beginning to the incident being run.

Where you find an earlier beginning to *an incident on the chain that is not the basic incident*, you rerun that incident only *once* more through from the earlier beginning to the end of the incident. If TA does not come down on that run through, there's an earlier incident.

The whole point being made here is that on engram running by chains you always want the earlier incident as soon as that is available. Thus, you ask for the earlier incident first, then, if necessary, for an earlier beginning.

R3RA NARRATIVE RUNNING

In R3RA Narrative Running you are handling one single narrative incident, such as an accident, a physically or emotionally painful experience, an illness, loss or period of great emotional stress, which is not, ordinarily, part of a chain.

You are running that one incident many, many times through to erasure. The clue to erasure of a narrative incident lies in locating earlier beginnings to the incident. It will be found that the pc finds earlier and earlier moments when he was told or had an awareness that the incident was going to occur.

Thus, in running R3RA Narrative, it is the earlier *beginning* that takes precedence, and that is what the auditor asks for after each run through a narrative incident. Only if the incident starts to grind (no change of content, etc.), after having repeatedly searched for an earlier beginning, would you ask for an earlier-similar narrative incident.

This data on earlier beginning is a new breakthrough on *narrative incident* running and erasure, and the NED auditor should fully understand it and the tech on which this additional difference between the two procedures is based.

As pointed out in other issues, erasure of the somatic chain *or* the narrative incident occurs when the postulate is obtained, and it is vital that the auditor not go beyond that.

New Era Dianetics Series 6 and 7 have been revised to incorporate this difference in earlier incident and earlier beginning handlings.

I wanted you to have the full and exact data on why these commands are being slightly revised.

This should make for even smoother running of New Era Dianetics all around.

L. RON HUBBARD
Founder



Remimeo

(Cancels HCOB 7 July 1978,
DIANETIC F/Ns)

New Era Dianetics Series 28

POSTULATE OFF EQUALS ERASURE

The EP of a Dianetic chain is always always always the postulate coming off. The postulate is what holds the chain in place. Release the postulate, the chain blows. That's it.

You must recognize the postulate when the pc gives it, note the VGIs, call the F/N and end off auditing on that chain.

Even if you get an F/N as the incident is erasing, you don't call it until you've gotten the postulate.

1. When it appears that you have reached the basic incident of the chain and that it is erasing, after each pass through the auditor asks, "Has the incident erased?"
2. When the pc has stated that it has erased, the auditor should also expect a postulate to be volunteered by the pc.
3. If the pc says the incident has erased, but no postulate (made during the time of the incident) has come off and been volunteered by the pc, the auditor should ask, "Did you make a postulate at the time of that incident?"

(Note that the postulate will usually come off in the form of a cognition. However, the pc may give a cognition which does not contain a postulate. If this is the case, simply ask, "Did you make a postulate at the time of that incident?")

4. The pc does not have to state that the incident has erased. Once he has given up the postulate, the chain has blown. You will have an F/N and VGIs. This is a full Dianetic EP. *Now* you call the F/N. Do not call F/Ns until you have reached the EP.

You must learn to recognize a postulate when you hear one. It is a vitally important skill as postulates *can* be confused with bouncers and deniers when they are in no respect similar and require totally different handlings.

"Women are no good" is an obvious postulate.

"That's the way men are" is a postulate.

“I can’t stay here” is a bouncer.

“I can’t remember this” is a denier.

To push a pc earlier after he has given the postulate is a severe invalidation of the erasure and you will soon have the pc believing that nothing erases, anyway.

To cause a pc to search for further, earlier incidents on a chain (which is no longer there) will get him into some very serious overrun. He may pull in another flow of the item, he may think the erased incident is still there and try to mock it up, or he may find another incident of an entirely different chain and start to run that.

Dianetic overruns are repaired by assessing and handling the L3RH. But the real cure is to flawlessly handle Dianetic EPs by getting the postulate, F/N and VGIs and then promptly ending off on that chain with a bright and happy pc.

Recognizing the postulate when it comes off and never never running a pc beyond it are vitally important to the success of New Era Dianetics sessions.

It’s the POSTULATE we are going for in New Era Dianetics.

L. RON HUBBARD
Founder



New Era Dianetics Series 29

NED RULE

A NEW ERA DIANETICS AUDITOR MUST UNDERSTAND THE FUNCTION AND PURPOSE OF EACH OF THE R3RA COMMANDS IN A DIANETIC SESSION.

A Dianetic session given in the absence of an understanding of the basic laws of the time track and how the R3RA commands handle and control the time track is a chancy proposition.

You will not have confidence in yourself as an auditor of New Era Dianetics nor get uniformly good results with R3RA until you know this. No rote procedure, L3RH, TR4 or any remedy or solution can take the place of such an understanding.

Every New Era Dianetics Auditor is to study the references and demo out what each R3RA command does (showing how it affects the pc and the bank) to a full understanding.

The following are your references:

Dianetics: The Modern Science of Mental Health

Dianetics: The Original Thesis

HCOB 15 May 63	THE TIME TRACK AND ENGRAM RUNNING BY CHAINS BULLETIN 1
HCOB 8 June 63R Rev. 3.10.77	THE TIME TRACK AND ENGRAM RUNNING BY CHAINS BULLETIN 2
HCOB 26 June 78RA Rev. 15.9.78	NED Series 6RA ROUTINE 3RA ENGRAM RUNNING BY CHAINS
HCOB 27 Jan. 74	R3R COMMANDS HAVE BACKGROUND DATA

L. RON HUBBARD
Founder

HUBBARD COMMUNICATIONS OFFICE
Saint Hill Manor, East Grinstead, Sussex

HCO BULLETIN OF 10 APRIL 1988

Remimeo
NED Checksheet
NED Auditors
C/Ses

New Era Dianetics Series 30

**R3RA SERVICE FACSIMILE HANDLING
ACTION ELEVEN**

<i>Refs:</i>		
HCOB	6 Sept. 78 III	ROUTINE THREE SC-A FULL SERVICE FACSIMILE HANDLING UPDATED WITH NEW ERA DIANETICS
HCOB	5 Sept. 78	ANATOMY OF A SERVICE FACSIMILE
HCOB	6 Sept. 78 II	SERVICE FACSIMILES AND ROCK SLAMS
HCOB	26 June 78RA II	NED Series 6RA ROUTINE 3RA, ENGRAM RUNNING BY CHAINS
HCOB	22 June 78RA Rev. 8.4.88	NED Series 2RA NEW ERA DIANETICS FULL PC PROGRAM OUTLINE
HCOB	10 Aug. 72	Expanded Dianetics Series 6 C/S Series 82 DIANETIC HCOB INTEREST

As part of Expanded Grade IV, the pc's service facsimiles are found by listing and nulling and run on the steps of R3SC to F/N, cog, VGIs and release. This in itself produces tremendous case gain for the pc.

When the pc reaches Action Eleven of the New Era Dianetics program, the service facs found on Expanded Grade IV are addressed using R3RA.

Each reading flow of the service fac is run with R3RA. For example, if the pc's computation was "all horses sleep in beds," the *use* of that computation would be run out in each of the flows that read—his own use of "all horses sleep in beds," his causing another to use "all horses sleep in beds," others causing others to use "all horses sleep in beds" and himself causing himself to use "all horses sleep in beds."

Doing this eradicates the service fac. Once done, all vestiges of the service fac and charge on the consequences of its use on all flows are *gone*.

R3RA SERVICE FACSIMILE HANDLING PROCEDURE

- A. Before the session, gather up the L&N lists and worksheets showing all service facsimiles found and run with R3SC in the pc's earlier auditing.
- B. Take up the first service facsimile that was run on R3SC and check the



service fac phrase for read in the first R3RA Flow 1 command:

“LOCATE A TIME WHEN YOU USED (SERVICE FAC).”

(Example: “Locate a time when you used ‘all horses sleep in beds.’ ”)

Suppress and Invalidate buttons are put in as needed.

PC INTEREST IN RUNNING THE SERVICE FAC IS NOT CHECKED.

- C. If the service fac phrase reads in the Flow 1 command, run it out using R3RA procedure, to EP. If the service fac phrase does not read, even with use of the Suppress and Invalidate buttons, go on to step D.
- D. Repeat steps B and C on the same service fac phrase, using the remaining flows:

FLOW 2: “LOCATE AN INCIDENT OF YOUR CAUSING ANOTHER TO USE (SERVICE FAC).”

FLOW 3: “LOCATE AN INCIDENT OF OTHERS CAUSING OTHERS TO USE (SERVICE FAC).”

FLOW 0: “LOCATE AN INCIDENT OF YOU CAUSING YOURSELF TO USE (SERVICE FAC).”

- E. Take up the next service fac audited on R3SC and do steps B to D on it. Continue in this way until each service fac has been handled.

A service fac is a brother to R/Ses and evil intentions. Doing this step well and thoroughly can go a long way toward helping your pc create a bright, sane future for himself and those around him.

L. RON HUBBARD
Founder

Compilation assisted by
LRH Technical Research
and Compilations



HUBBARD COMMUNICATIONS OFFICE
Saint Hill Manor, East Grinstead, Sussex

HCO BULLETIN OF 10 JUNE 1972RA

Issue VI

REVISED 13 JUNE 1988

Remimeo
C/Ses
Class V Grad C/S
Checksheets
Class V Grad
Auditors
Class V Grad
Checksheets

New Era Dianetics Series 31

**THE L3RH RUNDOWN
DIANETIC TRACK REPAIR**

Refs:

HCOB 11 Apr. 71RE Rev. 11.4.88	NED Series 20 L3RH DIANETICS AND INT RD REPAIR LIST
HCOB 16 Sept. 78	NED Series 30 POSTULATE OFF EQUALS ERASURE
Tape: 7203C30 SO	"Expanded Dianetics"

This rundown was developed in the early 70s and was tested on Flag using the Dianetics Repair List, the L3B. (It handles cases that can't seem to erase engrams.)

IF THE PC'S ENGRAMS DON'T ERASE, IT IS BECAUSE *THE EARLY ENGRAMS WEREN'T ERASED*. LATER ERASURES ARE HELD DOWN BY THE EARLIEST ONES RUN NOT HAVING BEEN ERASED.

The handling for this is to do an L3RH, Method 5, on early Dianetics or NED and handle each read per the L3RH instructions until the entire L3RH F/Ns on assessment.

This rundown is a major action and it sometimes can go for several sessions.

Any pc who is programed for a PTS Rundown but has trouble erasing engrams, *must* receive the L3RH Rundown as a setup action to the PTS Rundown so that he can achieve the full gains of that rundown.

The L3RH Rundown may not be delivered to Clears or OTs, as they are not to be run on any Dianetics.

CONDITIONAL PRELIMINARY ACTIONS

When a preclear can't go into Dianetics at all and can't run an engram, it is usually one of two things:

1. Unhandled drugs, or
2. The commands have not been cleared.

If it is drugs, the basic drug handling actions (Purification Rundown, Objectives, Scientology Drug Rundown and a NED Drug Rundown) would need to be done (or, if done earlier, repaired and/or completed) *before* doing the L3RH Rundown.



If the NED commands have not been cleared then the answer is to do a thorough Dianetic C/S-1, with the New Era Dianetics commands well cleared, before doing the L3RH Rundown.

L3RH RUNDOWN PROCEDURE

The C/S for this rundown is:

1. Fly a rud to F/N.
2. Clear all the words on R3RA procedure and L3RH.
3. *R-factor*: “We are looking for engrams contacted in early auditing and not fully handled.”
4. Assess the L3RH Method 5 with the prefix: “In your early Dianetics (or ‘In early NED auditing’) _____?”
5. Handle the items in order of longest read.
6. Repeat steps (4) and (5) until the list F/Ns on assessment.

The object of the rundown is to *handle* what comes up on the L3RH—not simply 2WC the reads to F/N or just indicate BPC. Take *each* item found on the L3RH to EP, handling the engrams that didn’t erase until they *do* erase.

If there have been obvious auditor goofs (by read and pc indicators), do an L1C Method 3 on what came up. You can also do a new L3RH on the item if no resolution occurs. **HANDLE EACH READ BY COMPLETING THE ACTION OR BY REASSESSING THE L3RH AND HANDLING UNTIL THE ENGRAMS AND ENGRAM CHAINS THAT DIDN’T ERASE THEN DO ERASE.**

The L3RH on early Dianetics is done over and over again Method 5 to a fully F/Ning list and a pc whose engrams *do* erase.

While receiving the L3RH Rundown, pcs will have tremendous wins. Watch for persistent F/Ns and do not continue or reassess the list if this occurs. If the pc has a big win and a persistent F/N, end off the session and reassess the list (or handle the remaining reads and reassess) when he’s ready. (Ref: HCOB 8 Oct. 70, C/S Series 20, PERSISTENT F/N)

THE EP OF THE L3RH RUNDOWN IS THAT THE TRACK BLOWS CLEAN.

The L3RH Rundown *is* a major action and should be treated as such. Delivered standardly, it can fully handle the problem of engrams or engram chains “not erasing.”

L. RON HUBBARD
Founder

Revision assisted by
LRH Technical Research
and Compilations



**THE EXPANDED
DIANETICS SERIES**

Expanded Dianetics Series 0

STUDY OF EXPANDED DIANETICS

The full theory and procedure of auditing Expanded Dianetics is contained in the following tapes:

- | | |
|----------|--|
| 7203C30 | “Expanded Dianetics” |
| 7204C07A | “Expanded Dianetics and Word Clearing” |
| 7204C07B | “Auditor Administration” |
| 7204C07C | “Illness Breakthrough” |

As these lectures contain the basics of Expanded Dianetics they should be listened to before the student studies the bulletins contained in the Expanded Dianetics Series.

L. RON HUBBARD
Founder

Compilation assisted by
LRH Technical Research
and Compilations

Expanded Dianetics Series IRA

EXPANDED DIANETICS is that branch of Dianetics which uses Dianetics in special ways for specific purposes.

It is not New Era Dianetics. Its position on the Grade and Class Chart would be just above Class V Graduate. Its proper number is Class VA Graduate.

It uses New Era Dianetics to change an Oxford Capacity Analysis and is run directly against this analysis graph and the *Science of Survival* "Hubbard Chart of Human Evaluation."

EXPANDED DIANETICS IS NOT THE SAME AS NEW ERA DIANETICS AS IT REQUIRES SPECIAL TRAINING AND ADVANCED SKILLS.

The NED Auditor is qualified to run New Era Dianetics. He is not authorized to run EXPANDED DIANETICS without special training.

DO NOT MIX EXPANDED DIANETICS INTO NEW ERA DIANETICS.

It often happens that one technology's skills are mingled with another's. The result is that neither then work.

New Era Dianetics will go right on producing results.

The main difference between these two branches is that New Era Dianetics is very general in application. Expanded Dianetics is very specifically adjusted to the pc.

Some pcs, particularly heavy drug cases, or who have been given injurious psychiatric treatment or who are physically disabled or who are chronically ill or who have had trouble running engrams (to name a few), require a specially adapted technology.

A very good Class V Graduate Auditor can be specially trained to run Dianetics against the OCA or the Chart of Human Evaluation and handle other items of great value to a pc.

STUDY

This training would consist of:

1. PTS/SP Course and PTS/SP Auditor Course
2. Hubbard Graduate V Auditor Course

3. Hubbard Graduate V Auditor Internship
4. Hubbard Professional Word Clearer Course
5. Hubbard Expanded Dianetics Auditor Course
6. Hubbard Expanded Dianetics Internship

CERTIFICATE

The certificate would be HUBBARD EXPANDED DIANETICS SPECIALIST.

The certificate level is Class VA Graduate, just above Class V Graduate. Class V Graduate is required.

CHARGES

Hours of Expanded Dianetics, because of the skills required, should be at least half again or double as much as New Era Dianetics auditing or lower grade auditing.

The cost of the course would be the same as the Hubbard New Era Dianetics Course and additional to it plus intern fees.

PREREQUISITE

Auditors: Class V Graduate Auditor and internship minimum with a successful period of New Era Dianetics auditing as an auditor.

Preclears: Purification Rundown, Objectives, NED Drug Rundown completed.

DEVELOPMENT

Neither the course nor Expanded Dianetics auditing may be sold by an org unless the org has an Expanded Dianetics Specialist Auditor and C/S.

In the meanwhile orgs should be making Class IVs, Class Vs and Class V Graduates.

PERSONS NOT TRAINED ON IT MAY NOT RUN IT OR USE IT REGARDLESS OF CLASS.

To repeat, Expanded Dianetics does *not* replace New Era Dianetics or any other class and is itself and is used for its own specific purposes on special cases.

L. RON HUBBARD
Founder

Revision assisted by
LRH Technical Research
and Compilations



Remimeo
Expanded Dianetics
Auditors
C/Ses

Expanded Dianetics Series 2

EXPANDED DIANETICS REPAIR LIST—L3 EXD

This list includes the most frequent Expanded Dianetic errors.

A high or low TA and a bogged case can result from failures to erase a chain of incidents.

DO NOT ATTEMPT TO REPAIR AN EXPANDED DIANETICS SESSION WITHOUT USING THIS LIST as it can have different or several errors.

REMEMBER TO CLEAR EACH WORD ON THIS LIST. IF A QUESTION READS AND THE PC SAYS HE DOESN'T UNDERSTAND IT, CLEAR IT AND REASSESS (don't explain it and take it, as it read on a misunderstood, not on a fact).

RUNNING PCs ON EXPANDED DIANETICS WITHOUT A FULL AND COMPLETE DIANETICS C/S-1 INDOCTRINATION IS A FOOLISH ACTION.

TAKE ANY READ FOUND TO F/N BY FULL REPAIR OF IT PER THE INSTRUCTIONS.

1. **WAS THERE AN EARLIER—SIMILAR INCIDENT?** _____

(Indicate it. Run the chain to full EP.)

2. **WAS THERE NO EARLIER—SIMILAR INCIDENT?** _____

(Indicate it. Determine if the chain erased or if the last incident needs to be run through again. Complete the chain to full EP by indication or by running it to full EP. [Scn handling would include Date/Locate if needed.]

3. **WAS THERE AN EARLIER BEGINNING?** _____

(Indicate it. Handle with R3RA and complete the chain to full EP.)

4. **WAS THERE NO EARLIER BEGINNING?** _____

(Indicate it. Complete the chain to full EP using R3RA DEF on last incident if unflat.)



5. **WAS AN F/N INDICATED TOO SOON?** _____

(Indicate it. Run the last incident [or chain] to full EP.)

6. **DID THE AUDITOR STOP JUST BECAUSE THERE WAS AN F/N?** _____

(Indicate it. Complete the chain to full EP using R3RA DEF on the last incident run.)

7. **WAS AN F/N INDICATED TOO LATE?** _____

(Indicate it. Get off the postulate made at the time of the incident. Indicate the overrun. [Scn handling would include D/L if needed.]

(Then, if the pc jumped to another chain, get last incident pc ran on the jumped-to chain and do an L3RH on it.)

8. **WAS THE POSTULATE BYPASSED?** _____

(Indicate. Get the postulate. Indicate that the chain was overrun. [Scn handling would include D/L if necessary.] If pc jumped chains, handle as in 7 above.)

9. **HAS THE INCIDENT ERASED?** _____

(Indicate. Get the postulate made at the time of the incident. Indicate the overrun. [If any difficulty, Scn handling would include D/L.]

10. **WAS AN F/N NOT INDICATED AT ALL?** _____

(Indicate. Get off the postulate if not already given. Indicate the overrun. [Scn handling would include D/L if necessary.] If jumped chains, handle as in 7 above.)

11. **WAS THERE NO CHARGE ON THE ITEM IN THE FIRST PLACE?** _____

(Indicate it and that it shouldn't have been run. [Scn handling would include D/L if necessary.]

12. **DID YOU JUMP CHAINS?** _____

(Indicate it. Reorient to the original chain. Find out if it erased and get the postulate if not previously given. Indicate the overrun or run the chain to full EP. Then locate last incident pc ran on the chain he jumped to. As this has now been restimulated but not run, do an L3RH on it. [Scn handling would include D/L if necessary.]



13. **DID YOU JUMP FLOWS?** _____
 (Indicate it. Reorient to the original chain and take it to full EP using R3RA DEF. If necessary and the pc is still upset about the other flow, do an L3RH on it.)
14. **WERE THERE FLUBBED COMMANDS?** _____
 (Indicate it, E/S to F/N.)
15. **DID THE AUDITOR GOOF ON A SEQUENCE OF COMMANDS?** _____
 (Indicate it, E/S to F/N.)
16. **DID YOU NOT HAVE A COMMAND?** _____
 (Indicate it, E/S to F/N.)
17. **DID YOU HAVE A MISUNDERSTOOD ON THE COMMAND?** _____
 (Find it and clear it.)
18. **SHOULD THE INCIDENT BE RUN THROUGH ONE MORE TIME?** _____
 (Indicate it. R3RA DEF on the incident, run chain to full EP.)
19. **TOO LATE ON THE CHAIN?** _____
 (Indicate it. Get the earlier-similar incident and complete the chain with R3RA to full EP.)
20. **WAS A CHAIN NOT COMPLETED?** _____
 (Indicate it. R3RA DEF on the incident, run chain to full EP.)
21. **INCIDENT GONE MORE SOLID?** _____
 (Indicate it. Check for earlier incident or earlier beginning and complete the chain to full EP.)
22. **WAS AN INCIDENT SKIPPED?** _____
 (Indicate it. Find out what it was, run it and complete the chain to full EP.)
23. **WAS AN INCIDENT LEFT TOO HEAVILY CHARGED?** _____
 (Indicate it. Find out what it was, run it through again. Complete the chain to full EP.)



24. **DID YOU SAY SOMETHING WAS ERASED JUST BECAUSE YOU WERE TIRED OF RUNNING IT?** _____
- (Indicate it. Complete the chain to full EP with R3RA DEF on the last incident run.)
25. **STOPPED RUNNING AN INCIDENT THAT WAS ERASING?** _____
- (Indicate it. R3RA DEF on the incident and erase it. Get full EP.)
26. **WENT PAST BASIC ON A CHAIN?** _____
- (Indicate it. Get full EP. [Scn handling would include D/L if necessary.]
- (Then, if pc jumped to another chain, get last incident pc ran on the jumped-to chain and do an L3RH on it.)
27. **WAS AN EARLIER MISRUN INCIDENT RESTIMULATED?** _____
- (Indicate it. Find out what it was and do an L3RH on it.)
28. **DID TWO OR MORE INCIDENTS GET CONFUSED?** _____
- (Indicate it. Sort it out with an L3RH on the incident pc was originally running.)
29. **WAS AN IMPLANT RESTIMULATED?** _____
- (Indicate it. If no joy, do an L3RH on the time of the restimulation.)
30. **WAS THE INCIDENT REALLY AN IMPLANT?** _____
- (Indicate it. If necessary do an L3RH on it. [Scn handling would include D/L if needed.]
31. **WRONG ITEM?** _____
- (Indicate it was a wrong item and that all other actions connected with it were wrong. If it is from an L&N list or if any question or difficulty, do an L4BRB.)
32. **WRONG EVIL PURPOSE?** _____
- (Indicate it was a wrong item and that all other actions connected with it were wrong. If it is from an L&N list or if any question or difficulty, do an L4BRB.)



33. **NOT YOUR ITEM?** _____
 (Indicate it, E/S to F/N.)
34. **WERE YOU RUN ON A GOOD INTENTION?** _____
 (Indicate the BPC and that the item should not have been run. If no F/N, take it E/S to F/N.)
35. **NOT YOUR INCIDENT?** _____
 (Indicate it, E/S to F/N. L3RH if any trouble.)
36. **DID THE PREASSESSMENT ITEM GOTTEN HAVE NO CHARGE ON IT?** _____
 (Indicate the item was uncharged and should not have been taken up and all items connected with it should not have been run. [Scn handling would include D/L if necessary.]
37. **WAS THERE ANOTHER PREASSESSMENT ITEM THAT SHOULD HAVE READ?** _____
 (Get what it was and note its read as the pc gives it. Find out if the preassessment item taken up is uncharged. If so, handle as in 36 above. If not, continue with the action you are on to EP and handle the new item given in its order.)
38. **WAS THE ORIGINAL ITEM ALREADY HANDLED?** _____
 (Indicate that the original item was already handled and that items connected with it should not have been run. [Scn handling would include D/L if necessary.]
39. (Omit when running drugs) **WAS THERE NO INTEREST IN RUNNING AN ITEM?** _____
 (Indicate it, and that it shouldn't have been run. [Scn handling would include D/L if needed.]
40. **WAS AN EVIL PURPOSE MISSED?** _____
 (Get what it is and 2WC to F/N. Note for programing to be run out R3RA Quad.)
41. **WAS THE SAME THING RUN TWICE?** _____
 (Indicate it. Spot the first erasure, indicate the overrun. [Scn handling would include D/L if needed.]
42. **WAS THERE A WRONG DATE?** _____
 (Indicate it. Get the correct date and run the incident [if unflat] and chain to full EP.)



43. **WAS THERE NO DATE FOR THE INCIDENT?** _____
 (Indicate it. Get the date and run the incident [if unflat] and chain to full EP.)
44. **WAS IT A FALSE DATE?** _____
 (Indicate it. Get the correct date and run the incident [if unflat] and any chain to full EP.)
45. **WAS THERE AN INCORRECT DURATION?** _____
 (Indicate it. Get the correct duration and run the incident [if unflat] and any chain to full EP.)
46. **WAS NO DURATION FOUND FOR THE INCIDENT?** _____
 (Indicate it. Get the duration and run the incident [if unflat] and any chain to full EP.)
47. **WAS THERE A FALSE DURATION?** _____
 (Indicate it. Get the correct duration and run the incident [if unflat] and any chain to full EP.)
48. **DID YOU RESENT DURATIONS?** _____
 (Indicate it, and if no F/N, handle by E/S itsa to F/N. [“**WAS THERE AN EARLIER–SIMILAR TIME YOU RESENTED DURATIONS?**”] If any difficulty in cleaning up this BPC, do an L1C. Once the BPC has been handled to F/N, run the R3RA incident [if unflat] to full EP.)
49. **WAS AN EARLIER DIANETIC UPSET RESTIMULATED?** _____
 (Locate what it was, indicate it. Sort out with an L3RH if necessary.)
50. **WAS AN EARLIER ARC BREAK ON ENGRAMS RESTIMULATED?** _____
 (Indicate it. Sort it out with an L3RH.)
51. **WAS THERE AN ARC BREAK IN THE INCIDENT?** _____
 (Indicate it. Run the incident [if unflat] to full EP.)
52. **WERE YOU PROTESTING?** _____
 (Indicate it, clean it up E/S to F/N.)
53. **WERE YOU PROTESTING EXPANDED DIANETICS?** _____
 (Indicate it, clean it up E/S to F/N.)



54. **DID THE AUDITOR DEMAND MORE THAN YOU COULD SEE?** _____

(Indicate it, E/S to F/N. If any difficulty, do an L1C.)

55. **DID THE AUDITOR REFUSE TO ACCEPT WHAT YOU WERE SAYING?** _____

(Indicate it, E/S to F/N. If any difficulty, do an L1C.)

56. **WERE YOU PREVENTED FROM RUNNING AN INCIDENT?** _____

(Indicate it and if no F/N, handle by E/S itsa to F/N. [“**WAS THERE AN EARLIER–SIMILAR TIME YOU WERE PREVENTED FROM RUNNING AN INCIDENT?**”] If any difficulty in cleaning up this BPC, do an L1C. Once the BPC has been handled to F/N, run the R3RA incident [if unflat] and any chain to full EP.)

57. **DID THE AUDITOR SIMPLY STOP GIVING COMMANDS?** _____

(Indicate it. Complete the chain by running the last incident found R3RA DEF to full EP.)

58. **WAS A COGNITION INTERRUPTED?** _____

(Indicate it. Get the cognition and any postulate connected with it. [If any difficulty at this point, do an L1C.] Continue chain if unflat, or indicate the overrun.)

59. **WAS THERE A POSTULATE THAT WAS NOT EXPRESSED?** _____

(Indicate it. Get the postulate and indicate the overrun. [Scn handling would include L1C or D/L if needed.]

60. **WERE YOU DISTRACTED WHILE RUNNING AN INCIDENT?** _____

(Indicate it and if no F/N, handle by E/S itsa to F/N. [“**WAS THERE AN EARLIER–SIMILAR TIME YOU WERE DISTRACTED WHILE RUNNING AN INCIDENT?**”] If any difficulty in cleaning up this BPC, do an L1C. Once the BPC has been handled to F/N, run the incident [if unflat] and any chain to full EP.)



61. **WERE THERE CONFESSIONAL ERRORS?** _____

(Assess and handle an LCRE.)

62. **WAS A SERVICE FACSIMILE MISSED?** _____

(Get what it is and 2WC to F/N. Note for programing to be handled as part of the pc's service facsimile handling on Expanded Dianetics.)

63. **WERE YOU AUDITED OVER AN ARC BREAK?** _____

PROBLEM? _____

WITHHOLD? _____

(Indicate it. Handle the out-rud. Do not pull W/Hs before the engram or chain is repaired or it will mush engrams.)

64. **WERE YOU HELD UP BY THE AUDITOR?** _____

(Indicate it, E/S to F/N.)

65. **WAS AN ITEM SUPPRESSED?** _____

(Indicate it. Get the Suppress off E/S to F/N, then run the item and any chain to full EP.)

66. **WAS AN ITEM INVALIDATED?** _____

(Indicate it. Get the Inval off E/S to F/N, then run the item and any chain to full EP.)

67. **WAS AN ITEM ABANDONED?** _____

(Indicate it, get the item back and run the item and any chain to full EP.)

68. **WAS A CHAIN ABANDONED?** _____

(Indicate it, get the item back and run the item and any chain to EP.)

69. **WAS THE ITEM ORIGINALLY MISWORDED?** _____

(Indicate it. Get the correct wording and give it to him. Handle to full EP if unflat.)

70. **WAS THE WORDING OF THE ITEM CHANGED?** _____

(Indicate it. Get the correct wording and give it to him. Run it if unflat to full EP.)



71. **WERE YOU RUNNING AN ITEM THAT WAS DIFFERENT THAN THE ONE ASSESSED?** _____
- (Indicate it. Get the item the pc was actually running, handle to full EP. Then L3RH on the item actually assessed.)
72. **STUCK PICTURE?** _____
- (Indicate it. Do an L3RH on it. If stuck picture persists, you can also unstick it by having him recall a time before it and a time after it.)
73. **ALL BLACK?** _____
- (Spot the black field or picture. Get the correct duration and run it to full EP. If it won't run, do an L3RH on it.)
74. **INVISIBLE?** _____
- (Spot the invisible field or picture. L3RH on it.)
75. **CONSTANTLY CHANGING PICTURES?** _____
- (Indicate there was a misassessment and a wrong item was taken off the list. Get the correct item and run it, or L3RH on that session.)
76. **WHEN YOU SAID IT WAS ERASED, DID IT STILL HAVE A MASS?** _____
- (Indicate it. R3RA DEF, checking for earlier beginning, run to erasure and full EP. If necessary, do an L3RH on it.)
77. **WAS THERE A PERSISTENT MASS?** _____
- (L3RH on it.)
78. **WAS THERE TROUBLE WITH A PRESSURE ITEM OR PRESSURE ON AN ITEM?** _____
- (L3RH on it.)
79. **DID YOU GO EXTERIOR?** _____
- (Indicate it. If the pc has not had an Int RD, give him a standard Int RD per Int RD Series 2. If the pc has had an Int RD, handle as in 80, below.)
80. **WAS YOUR INT RUNDOWN MESSED UP?** _____
- (If so, indicate it to pc. Do an Int RD Correction List HCOB 29 Oct. 71RA. If Int correction has already been done on the pc get an FES of the Int RD *and* its corrections. When all errors are corrected the C/S may order the End of Endless Int Repair RD per Int Series 4RB.)



81. **WERE YOU AUDITED OVER DRUGS, MEDICINE OR ALCOHOL?** _____
- (Indicate it. L3RH on that time, then verify all chains to ensure they erased. Note for C/S attention to verify if Objectives and all other points of full drug handling have been done.)
82. **WAS A PAST DEATH RESTIMULATED?** _____
- (Indicate it. If it doesn't blow run it out Narrative Secondary R3RA.)
83. **DO YOU FEEL INVALIDATED ON THE SUBJECT OF ROCK SLAMS?** _____
- (Handle by itsa earlier itsa to F/N.)
84. **HAVE YOU BEEN LABELED AS CRAZY OR PSYCHOTIC?** _____
- (Handle by itsa earlier itsa to F/N.)
85. **DID YOU ATTAIN SOME STATE AND IT WAS INVALIDATED?** _____
- (If so, 2WC to F/N. Return folder to C/S for handling.)
86. **HAS SOMEONE INVALIDATED YOUR ExDn AUDITING?** _____
- (Handle by itsa earlier itsa to F/N.)
87. **HAS YOUR CASE BEEN INVALIDATED?** _____
- (Handle by itsa earlier itsa to F/N.)
88. **HAVE YOU INVALIDATED YOUR OWN CASE OR GAINS?** _____
- (Handle by itsa earlier itsa to F/N.)
89. **DID YOU GO CLEAR AND NOBODY WOULD LET YOU DECLARE?** _____
- (If so, 2WC to F/N. Send the folder to C/S for programing. One would *never* simply send the person to Declare without having done a full and complete Clear Certainty Rundown which showed beyond any doubt that the person was indeed Clear. Falsely declaring a person Clear is a serious offense and actionable by Committee of Evidence.)



90. **WAS THERE NOTHING WRONG IN THE FIRST PLACE?** _____

(Indicate it, E/S to F/N. Continue the action you were on.)

91. **WAS THIS LIST UNNECESSARY?** _____

(Indicate it. If it doesn't F/N, rehab to F/N.)

92. **HAS THE REAL REASON BEEN MISSED?** _____

(Indicate it. Locate the real reason and handle.)

93. **WAS SOMETHING ELSE WRONG?** _____

(Locate what it is and sort it out.)

L. RON HUBBARD
Founder

Compilation assisted by
LRH Technical Research
and Compilations



HUBBARD COMMUNICATIONS OFFICE
Saint Hill Manor, East Grinstead, Sussex

HCO BULLETIN OF 1 MAY 1991
Issue III

Remimeo
C/Ses
Auditors
Tech/Qual

Expanded Dianetics Series 3

**EXPANDED DIANETICS REPAIR LIST—L3 EXD
WORD LIST**

Refs:

HCO PL	4 Apr.	72R III	ETHICS AND STUDY TECH
	Rev. 21.6.75		
HCOB	8 July	74R I	Word Clearing Series 53R
	Rev. 24.7.74		CLEAR TO F/N
HCOB	21 June	72R I	Word Clearing Series 38R
	Rev. 20.2.89		METHOD 5
HCOB	9 Aug.	78 II	Word Clearing Series 52
			CLEARING COMMANDS
HCOB	17 July	79RB I	Word Clearing Series 64RB
	Rev. 26.2.89		THE MISUNDERSTOOD WORD
			DEFINED

These are the words from HCOB 1 May 91 II, Expanded Dianetics Series 2, EXPANDED DIANETICS REPAIR LIST—L3 EXD.

These words should be cleared on the pc before the list is actually assessed on him, per HCOB 9 Aug. 78 II, CLEARING COMMANDS.

The staff auditor or intern must have received high-crime checkouts from Qual on the above references before clearing these words in session on an org pc. (Ref: HCO PL 8 Mar. 66, KSW Series 13, HIGH CRIME)

The auditor uses Method 5 Word Clearing when clearing these words.

This word list need only be cleared once in the pc's auditing if correctly cleared the first time.

The fact of having cleared this word list on the pc must be noted in the appropriate place in the pc's folder. (Ref: HCOB 30 Oct. 87, Auditor Admin Series 6RA, THE YELLOW SHEET)

A, about, achieve, action, an, and, answers, antagonistic, any, anything, ARC break, are, area, as, at, audited, auditing, auditor.

Back, bad, been, blown, BPC, break, but, bypassed.

Case, cause, chain, charge, charged, computation, condition, connected, crazy.

Dianetics, did, didn't, do, drugs.



Effect, else, engram, engrams, error, errors, evaluation, evil, ExDn, expanded, exteriorization.

F/Ns, failed, feel, first, for, fully.

Gains, general, going, good.

Handle, handled, handling, have, having, hidden, holding, hungry.

Ill, in, indication, instead, Int, intention, interest, interiorization, invalidated, invalidation, involved, is, it, item.

Labeled, left, list, losing.

Made, major, make, messed, missed, misunderstood.

Need, no, not, nothing.

O/W, of, on, onto, or, other, others, out, out-ethics, over, overrun, overt, overts, own.

Past, physically, place, problem, protested, protesting, psychotic, PTS, pulling, purpose.

Real, really, reason, restimulated, right, rock slams, ruds, run, running.

Say, service fac, situation, some, someone, something, standard, state, subject, supposed, suppress.

Taken, that, the, there, tired, to, took, track, trouble.

Uncharged, understand, unflat, unhandled, unnecessary, unstated, up, use.

Want, wanted, was, were, what, while, win, with, withhold, withholds, words, wrong.

You, your, yourself.

L. RON HUBBARD
Founder

Compilation assisted by
LRH Technical Research
and Compilations



HUBBARD COMMUNICATIONS OFFICE
Saint Hill Manor, East Grinstead, Sussex

HCO BULLETIN OF 20 APRIL 1972R
REVISED 23 APRIL 1991

Remimeo
Expanded Dianetics
Auditors
C/Ses

Expanded Dianetics Series 4

SUPPRESSED PCs AND PTS TECH

(Adds PTS/SP materials to Expanded
Dianetics Auditor training.)

(PTS means potential trouble source which itself means a person connected to a suppressive person.)

As the Expanded Dianetics Auditor is often called upon to handle pcs who are not well, it is vital that he knows all about and can use "PTS tech."

All sick persons are PTS.

All pcs who roller-coaster (regularly lose gains) are PTS.

Suppressive persons are themselves PTS to themselves.

If an Expanded Dianetics Auditor does not know this, have reality upon it and use it, he will have loses on pcs he need not have.

There is considerable *administrative* tech connected with this subject of PTS and there is a special rundown which handles PTS people.

They get handled *if* the auditor knows his PTS tech, if he audits well and if he uses both the auditing and administrative tech to handle.

The administrative tech requires an interview, usually by the Director of Processing or Ethics Officer and the person is required to handle the PTS situation itself *before* being audited. A check for stability is also made after being audited on the PTS Rundown.

For this reason, HCOB 17 Apr. 72R, C/S Series 76R, C/Sing A PTS RUN-DOWN, and the checksheets of the PTS/SP Course and PTS/SP Auditor Course must be fully known to the Expanded Dianetics Auditor.

HCOB 17 Apr. 72R is also C/S Series 76R so as to be sure that Case Supervisors handle the admin and C/Sing correctly.

L. RON HUBBARD
Founder

Revision assisted by
LRH Technical Research
and Compilations



HCO BULLETIN OF 24 APRIL 1972

Remimeo
D of P
Auditors
PTS Pack
Ethics Officers

C/S Series 79
Expanded Dianetics Series 5

PTS INTERVIEWS

Ref:
HCOB 17 Apr. 72R C/S Series 76R
 C/Sing A PTS RUNDOWN

Interviews to discover a PTS condition are done on a meter with all reads marked.

The interview asks (a) about persons who are hostile or antagonistic to the pc, (b) about groups that are anti-Scientology, (c) about people who have harmed the pc, (d) about *things* that the pc thinks are suppressive to the pc, (e) about locations that are suppressive to the pc and (f) about *past* life things and beings suppressive to the pc.

In doing the interview, the interviewer must realize that a sick person *is* PTS. There are no sick people who are not PTS to someone or a group or something somewhere.

A somewhat suppressive pc will find the good hats suppressive. This does not relieve his condition. He is PTS to SP people, groups, things or locations, no matter how SP he is.

He can have been audited by someone he knew in an earlier life and who goofed the session. A few auditors have since been declared. Not because they goofed but because they *were* SP.

However, some PTS pc will make trouble for good people because that is what PTS means (potential trouble source). So do not buy all the good people he is PTS to.

Further, when you do get the person or group or thing or location, the PTS person will F/N VGI and begin to get well.

The PTS condition is actually a *problem* and a mystery and a withdrawal, so it is sometimes hard to find and has to be specially processed (3 S&Ds) to locate it.

Usually it is quite visible.

Don't have a sick, roller-coaster pc appear for interview and then say "not PTS." It's a false report. It only means the interviewer did not find it.



The pc sometimes begins to list in such an interview, and such an interview where a wrong item is found has to be audited to complete the list or find the right item. (See C/S Series 78, HCOB 20 Apr. 72 II, PRODUCT PURPOSE AND WHY AND W/C ERROR CORRECTION.)

So interview worksheets are VITAL.

The interview should end on an F/N.

The interview is followed by the ethics action of HCO PL 20 Oct. 81R, PTS TYPE A HANDLING, or other ethics actions such as handling or disconnection and posting as called for in policy.

An interviewer has to use good TRs and operate his meter properly and know 2-way comm and PTS tech.

Some interviewers are extremely successful.

Such interviews and handling count as auditing hours.

When properly done, plus good auditing on the PTS RD, well people result.

L. RON HUBBARD
Founder



Remimeo

Expanded Dianetics Series 6

C/S Series 82

**DIANETIC HCOB
INTEREST**

On two certain subjects the "Interest?" question is omitted from Dianetic R3R patter.

On *drugs* and when running evil purposes or intentions one does NOT ask the pc if he is interested in running the item.

The requirement on both drug items and intentions is that the item *read* on the meter (Suppress and Inval can be used) and has not been run by R3R previously.

Many pcs, it has now been found, have replied "No, no interest" on a drug item, the item has not been run and the pc then continued to have trouble with drugs.

Checking back pcs who returned to drugs after auditing showed "drug rundowns" that were so brief as to be nothing. One pc who had been on LSD for years had only a one-hour quickie drug rundown. Later this person relapsed.

Tracing this, in each case the "Interest?" question had been used and the pc had replied "No interest" BUT MEANT "I'M NO LONGER INTERESTED IN DRUGS."

So drug items that have read are run R3R without asking for interest. The command is simply omitted.

In Expanded Dianetics the same thing has occurred in running evil purposes or intentions. The auditor asked the pc if he was interested in running the item and the pc said "No" and so it went untouched. But the pc had it confused with interest in doing the purpose and missed running it and then fell on his head later. Tracing the case back it was found that R/Ses and such had not been run due to the pc saying "No interest."

Nothing bad will happen if the item is run.

C/S RESPONSIBILITY

The C/S must keep telling his auditors, on drugs or Expanded Dianetics, "Omit asking for interest on R3R on these (drug) (intentions). Run them if they read on the meter."



REPAIR

In repairing cases it is good sense to check this point on drugs and intentions to see if they were neglected in R3R due to “No interest.”

If so, then have them run and the case will suddenly do well.

L. RON HUBBARD
Founder

HCO BULLETIN OF 13 SEPTEMBER 1972

Remimeo
All Dn & ExDn
Auditors
Class VIII
C/Ses

DIANETICS

Expanded Dianetics Series 7

C/S Series 85

**CATASTROPHES FROM AND REPAIR OF
“NO INTEREST” ITEMS**

I have done a review of several failed cases which blew or went bad after auditing.

THE COMMON FACTOR IN EVERY ONE WAS *CASE BYPASSED DUE TO “NO INTEREST.”*

The auditor finds a reading drug item or an evil purpose and proposes to run R3R on it. The auditor asks if the pc is interested in running it. The pc says “No.” The auditor does not run it. BANG, we have a BYPASSED CASE.

The pc will blow or go sour or not recover.

One of these cases was unchanged after “a drug rundown.” He had a pair of eyes that looked like blank discs. Check of folder showed all major drug items “not run due to no interest.” The solution was to recover the lists, run the items that had read R3R Triple and complete the case.

Another one blew. His folder was examined. Every evil purpose had been left unrun! Of the items from the “Wants Handled Rundown,” the intentions were mislisted. The drug rundown failed due to “no interest.”

Each flubbed case I am finding has had his drug items and evil purposes left unrun on R3R due to “no interest.”

So DON'T ASK FOR INTEREST ON INTENTIONS, EVIL PURPOSES AND DRUG ITEMS.

IF THEY READ, RUN THEM!

REPAIR

1. On any stumbling case that has had a “drug rundown” or Expanded Dianetics, get the folder FESed to see if reading items were left unrun on R3R Triple. List them chronologically, early to late.
2. Get the case back, with an R-factor of “Incomplete.”



3. Run every one of those unrun drug items, intentions and evil purposes.
4. If the items don't now read, then get in Suppress and Invalidate on them.
5. If the case bogs, do L3RD Method 5 and handle on that chain only.
6. Go on with the action and complete it.

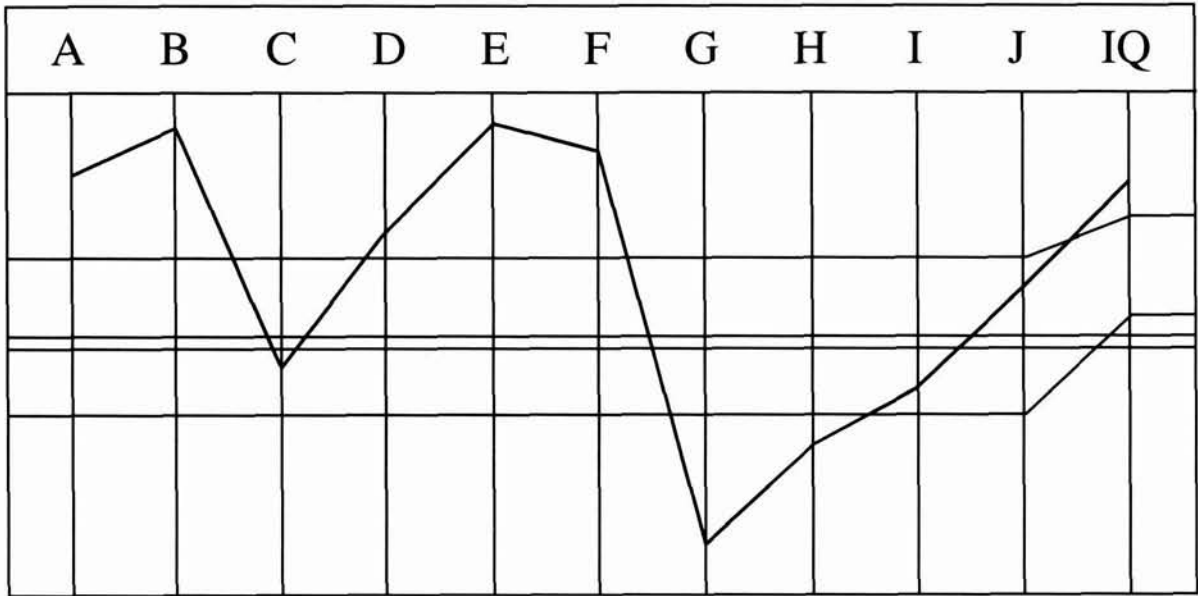
L. RON HUBBARD
Founder



Remimeo
ExDn Course
ExDn Auditors
ExDn C/Ses

Expanded Dianetics Series 8

EXPANDED DIANETIC CASE A



OCA

Down on left, way down on right.

CASE NOTES

The pc had completed the Drug RD but “no interest” items had not been run. The pc had received Triple Grades in the past year. The pc had lost 50–60 pounds in the previous 3 months without dieting. Some high TA trouble. Had quickied Method 1 Word Clearing. Ran somewhat shallow in Dianetics. Has been scared in auditing.

**EXPANDED DIANETICS PROGRAM
2 APRIL 72**

1. C/S 53RRR (CLEAR EACH WORD) HANDLE TO F/NING LIST.
2. WORD CLEAR THE M1 C/S AND WCCL.



3. WCCL AND HANDLE.
4. METHOD 1 WORD CLEARING VERIFIED OR COMPLETED, ADD: AUDITING, COMMANDS, SESSIONS.
5. CLEAR EACH WORD IN R3R AND L3B.
6. ASSESS PT ENVIRONMENT BUTTONS, GET ATTITUDES AND EMOTIONS, R3R TRIPLE.
7. WHITE FORM—STRESS LOSSES, R3R TRIPLE.
8. OCA

TO BE PROGRAMED ACCORDINGLY.

LRH

OK.

C/S by Auditor—2 Apr. 72

Has High TA now. MO says doesn't have pain in back right now.

1. Word clear all words on C/S 53RRR.
2. Handle reads from above.
3. Reassess and handle to F/Ning list.

LRH

OK.

MO Report—9 Apr. 72

Dramamine given for seasickness. Off auditing for 5 days.

PC Originated Exam—13 Apr. 72

TA 3.75–3.6, clean, GIs. Statement: "Got an assist on back 2 days ago. Next day and ever since back keeps popping. Still hurts. Haven't been lifting heavy things."

Session—14 Apr. 72

Cleared all words on C/S 53RRR. Assessed the C/S 53RRR.

Cleared words on the L3B and on R3R but didn't complete this action. Although many words F/Ned, each word wasn't taken to an F/N.

Exam: TA 3.0, F/N, VGIs.

PC Success Story—14 Apr. 72

"Clearing words is fantastic! Cognitions even happen like—
 'That word means that? Gee whiz, I didn't know that!'"



Auditor Comment and C/S—14 Apr. 72

Doing well on words. TA high when she comes in, goes down on words.

C/S 53RRR reading on engram in restim, Word Clearing errors, overts, protest. All of which I can handle.

1. Complete R3R and L3B words.
2. Clear any WCCL words not on L3B and R3R list.
3. L3B on Engram in Restimulation.
4. WCCL.
5. Overt—get it E/S to F/N.
6. Protest—2WC E/S to F/N.
7. Reassess C/S 53RRR to F/Ning list.
8. Havingness.

LRH—14 Apr. 72

Very well done. OK on next C/S.

Session—15 Apr. 72

Completed steps 1 and 2 of the C/S. Ran Havingness at end of session to F/N, VGIs.

Exam: TA 3.3–3.0, F/N, VGIs.

Auditor Comment and C/S—15 Apr. 72

Doing fine. We finished up all the words. Now ready to handle.

1. L3B on “engram in restim.”
2. WCCL.
3. Overt—get it E/S to F/N.
4. Protest—2WC E/S to F/N.
5. Reassess C/S 53RRR to F/Ning list.
6. Havingness.

LRH—15 Apr. 72

Very well done!

You got over that hump very nicely. She'll fly now.

OK on next C/S.

Session—16 Apr. 72

Three items on the L3B taken to F/N. False TA read on the WCCL so the False TA Checklist was done, but nothing was found to correct. 2WCed TA and F/N worries to F/N. 4 more items on the WCCL taken to F/N. On overt question the pc came up with letting someone else do something wrong, to F/N. Protest was F/Ned. The C/S 53RRR was reassessed and more items handled. This was continued to “no read.” Havingness to F/N.

Exam: TA 3.6—2.9, F/N, GIs.

Auditor Comment and C/S—16 Apr. 72

Her TA is funny. When she picks up the cans the TA is high and goes down right away. Her old auditor told me that this always happened with him. Once she has the cans there is no real TA problem.

The C/S 53RRR is not F/Ning. Pc has sore back and it is hard for her to get comfortable. May have to do with it not F/Ning and also ruds.

1. Touch Assist.
- 1A. Fly all ruds.
2. Reassess C/S 53RRR and handle to F/Ning list.
3. Word clear words not cleared already on W/C M1 C/S.
4. Verify or complete M1. Add auditing, commands, sessions.

LRH—16 Apr. 72

Very well done. It's probably as simple as she doesn't at first grip the whole can. Look it over.

(added to C/S)

- 0. Check can handling of pc.**
- 5. Havingness.**

Session—17 Apr. 72

At the start of session the pc's TA was at 4.3. The auditor checked the pc's grip which was OK. As the pc held the cans the TA blew down to 3.0. The Touch Assist was done for 3 hours to pain gone, pc happy, F/N, VGIs.

Exam: TA 3.8—3.3, clean, GIs.

Auditor Comment and C/S—17 Apr. 72

Gave Touch Assist. TA high at exam. I could have had her reexamined but didn't feel advisable. Saw pc later. She was VGI said she was able to touch her toes, without pain. So I feel the assist is fine—her can handling is fine.

1. Fly all ruds.
2. Reassess C/S 53RRR and handle to F/Ning list.
3. Word clear words not cleared on W/C M1 C/S.
4. Verify or complete M1. Add: auditing, sessions, commands.
5. Havingness.

LRH—17 Apr. 72

OK. The C/S 53RRR will probably handle. Could be PTS. Roller coaster.

Session—18 Apr. 72

Each rud to F/N. Did the C/S 53RRR to F/Ning on assessment. Assessed W/C Series 8R and did M1 Word Clearing.

Exam: TA 3.5—2.9, F/N GIs.

Auditor Comment and C/S—18 Apr. 72

The TA is a mystery to me. The minute cans are out of hands, when she's back on it's up but immediately blows down. Takes about 30 seconds and there is no TA problem. Cold cans? Her grip is okay. C/S 53RRR F/Ns. And there is actually no TA problem, just this funny thing. Dry hands maybe. Is in other sessions too.

1. Continue M1 Word Clearing to F/Ning list.
2. Havingness.

LRH—18 Apr. 72

Very well done. Probably cans dry or something. Could be mass that moves. Not important.

Session—19 Apr. 72

Rud to F/N. M1 Word Clearing was done on the subject of language. The pc's TA ranged between 3 and 4 and many words were cleared but only the final word was F/Ned.

Exam: TA 2.75, F/N, VGIs.

Auditor Comment and C/S—19 Apr. 72

She's doing well. There's a bit of pain in back. I had her hold cans to exam. So she had them in contact after session and there was no TA trip. TA was 2.75, F/N, no big BD. So it's something with hands and as you say not important.



0. Touch Assist.
1. Continue M1 to F/Ning list.
2. Havingness.

LRH—20 Apr. 72

Very well done.

Good on cans.

Back pain requires a very extensive Touch Assist using both sides of spine and also body extremities and head (toes, back, hands, back, head, back, toes, etc. Each one several and on both sides.

Your C/S is okay.

Get as a completion.

Session—21 Apr. 72

Touch Assist done to pc feeling good, F/N, GIs. At exam the pc had a 3.5 TA and GIs so the auditor took the pc back in and continued the Touch Assist to Cog, VGIs, F/N.

Exam: TA 2.8, F/N, VGIs.

Auditor Comment and C/S—21 Apr. 72

Touch Assist fine. No F/N at exam so I took her back and really finished her, to nice cog, pain gone, F/N, VGIs. Like to give her light assist at start of session.

1. Touch Assist to win or cog.
- 1A. Fly all ruds.
2. Complete M1 to F/N list.
3. Havingness.

LRH—21 Apr. 72

Thank you. Very well done. Good to see an auditor auditing the pc. OK on C/S.

Session—22 Apr. 72

Touch Assist done to a win. When pc put on cans the TA was up but the pc's it's brought the TA down and it F/Ned. Each rud to F/N. The M1 was continued with three more subjects taken to F/N. At one point while looking for an earlier word after clearing "consultation" the pc R/Sed.

Exam: TA 2.6, F/N, VGIs.

Auditor Comment and C/S—22 Apr. 72

Went very well. I'm going to have MO do tests on back. See if any injury.

Small R/S page 13, pc wasn't talking there.

Want to continue Touch Assist.

1. Touch Assist to win.
- 1A. Fly all ruds.
2. Complete M1.
3. Havingness.

LRH—22 Apr. 72

Very well done. Note R/Ses on program.

Session—23 Apr. 72

Touch Assist to F/N. Each rud to F/N. Continued M1. Havingness at end of session to F/N.

Exam: TA 2.7, F/N, VGIs.

Auditor Comment and C/S—23 Apr. 72

8RR clean but not F/Ning.

1. Touch Assist to win.
2. WCCL to F/Ning list.
3. 8RR to F/Ning list.
4. Havingness.

LRH—23 Apr. 72

Very well done.

Session—24 Apr. 72

Pc says no pain in back but not F/Ning, so PTP was taken to F/N. The PTP was that the pc should have been on post so the Session was ended and picked up later in the day.

On resuming each rud was taken to F/N. Then the WCCL was assessed and three reads off of it were handled. It was reassessed and then reassessed with suppress but wasn't F/Ning, only clean.

Exam: TA 2.3, F/N, VGIs.

Auditor Comment and C/S—24 Apr. 72

Not F/Ning on WCCL—clean even with Suppress. Something wrong here, need info. No pain at all in back today.

0. Touch Assist, if pain in back.
1. Who would I have to be to audit you? 2WC to F/N.
2. What could you say to me, to F/N VGIs.
3. What have you wanted handled? 2WC to F/N.
4. Describe your condition to me. 2WC to F/N.
5. If all okay WCCL to F/Ning list.
6. Havingness.

LRH—25 Apr. 72

Well done.

No EP as you say.

1. 2WC to F/N.
2. Assess C/S 53RRR.
3. Handle.

When you assess it, 2WC the earliest read and so on down the list so you find out what's up. If Int, lists, or ruds read, Int-Ext Corr, L4B or ruds will have to be handled.

Session—25 Apr. 72

2WC done to F/N. Assessed the C/S 53RRR and handled two reading items to F/N.

Exam: TA 2.3, F/N, VGIs.

Auditor Comment and C/S—25 Apr. 72

Got two items. Talked to the Intern Sup and found I wasn't acknowledging. So I think we'll have F/N list tomorrow. Back pain today.

1. Touch Assist.
2. Fly all ruds.
3. WCCL to F/Ning list.
4. 8RR to F/N list.

LRH—25 Apr. 72

Well done.

TRs are always a good idea.



Session—26 Apr. 72

The pc didn't have any pain so didn't want Touch Assist, F/N, GIs. Each rud to F/N. The WCCL assessed to F/Ning list. 8RR assessed to F/Ning list. Havingness to F/N.

Exam: TA 2.5, F/N, VGIs.

Auditor Comment and C/S—26 Apr. 72

F/Ning (TRs). Changed program.

a. Attest current M1 complete.

0. Touch Assist if needed.
1. 2WC PT environment. Note BDs and reads. Emotions, Attitudes, and Intentions on reading items. R3R Triple.
2. Assess the Class VIII auditing list. Get the EAIs on the reading items. R3R Triple.
3. Havingness.

LRH—26 Apr. 72

Very well done.

We'll get this one.

§

Auditor's Program—26 Apr. 72

- a. TOUCH ASSIST IF NEEDED EACH SESSION.
- b. HAVINGNESS AT END OF EACH SESSION.
 1. ATTEST CURRENT M1 COMPLETE.
 2. 2WC PT ENVIRONMENT. NOTE BDS AND READS. EAI ON ITEMS READING. R3R TRIPLE.
 3. ASSESS CLASS VIII AUDITING LIST EAI. R3R TRIPLE.
 4. WHITE FORM—STRESS EMOTIONAL STRESSES AND LOSSES. R3R TRIPLE.
 5. LXS. R3R TRIPLE.
 6. SANDERSON RD* (WAS ADDED LATER).
 7. OCA.

*[Editor's Note: The Sanderson RD was later renamed "Wants Handled RD."]



LRH—26 Apr. 72

LRH OK on program.

Declare—27 Apr. 72

Pc attested to current M1 complete.

Exam: 3.0, F/N, VGIs.

Session—28 Apr. 72

Each rud to F/N. Did 2WC on PT environment and came up with 10 reading items. Took a break. Resumed session and 2WCed to F/N. Pc still looked out ruds so flew each to F/N. The auditor took the item “sleep” which BD’d on the 2WC and assessed EAI and listed attitudes connected with it. Two attitudes were then run R3R Triple to EPs. Havingness to F/N.

Exam: TA 2.8, F/N, VGIs.

Auditor Comment and C/S—28 Apr. 72

Into Dianetics. Yeah! Doing well.

0. Touch Assist if needed.
- 1A. Fly all ruds.
1. Continue #2 of program.
2. Step 3 of program.
3. Havingness.

LRH—28 Apr. 72

Very well done. Get a product here! Need them moving.

OK on C/S.

Session—29 Apr. 72

No pain so no Touch Assist given. Each rud to F/N. Reassessed the attitudes list from “sleep” which F/Ned. Took the next item from the PT environment 2WC which was “slowness” and after listing the EAIs ran “Aggravation” 3 flows to EP. Ran Havingness to F/N.

Exam: TA 2.6, F/N, VGIs.

Auditor Comment and C/S—29 Apr. 72

Please see MO report at back of session. So this is all in our field! Short session as she had to be on post and was at hospital all morning.

1. Touch Assist if needed.
2. Fly all ruds.

3. Cont. #2 program.
4. Step #3 program.
5. Havingness.

MO Report—29 Apr. 72

We have had the pc's back x-rayed. There is no physical manifestation of anything wrong with the bone structure. In fact she has an amazingly sound bone structure, all discs show as being in place.

LRH—29 Apr. 72

Very well done. One set of x-rays wasted! You'll get a product here soon.

Session—30 Apr. 72

Touch Assist not needed. Each rud to F/N. Reassessed the emotions list made from "slowness." Ran "antagonism" 3 flows to EP. Reassessed the emotions connected with slowness list which F/Ned. Took the next biggest read from the PT environment 2WC, assessed EAI and listed the intentions connected with it. Then ran two intentions from the list R3R Triple to EP. Havingness to F/N.

Exam: TA 2.8, F/N, VGIs.

Auditor Comment and C/S—30 Apr. 72

She is doing very well. Really enjoying herself. Almost done with PT environment.

0. Touch Assist if needed.
1. 2WC to F/N.
2. Complete PT environment handling, R3R Triple.
3. Assess Class VIII auditing list. Emotions, Attitudes, Intentions. R3R Triple.
4. White Form. Stress emotional stresses and losses. R3R Triple.
5. LXs. R3R Triple.
6. Havingness.

LRH—30 Apr. 72

Very well done.

Session—1 May 72

2WC to F/N. Took the next reading item from the PT environment 2WC, did the assessment and list and ran two more intentions R3R Triple to EP. Havingness to F/N.

Exam: TA 2.4, F/N, VGIs.

Auditor Comment and C/S—1 May 72

Doing fine.

0. Touch Assist if needed.
1. 2WC to F/N (handle out-ruds if come up).
2. Complete PT environment handling R3R Triple.
3. Assess C/S 6 list. (Class VIII auditing list). EAI R3R Triple.
4. White Form, stress emotional stresses and losses. R3R Triple.
5. LXs R3R Triple.
6. Havingness.

LRH—1 May 72

Very well done.

Session—2 May 72

Touch Assist not needed. 2WC to F/N. Took the item “grief” from the PT environment handling and ran F1 to EP. Havingness to F/N.

Exam: 2.8, F/N. VGIs.

Auditor Comment and C/S—2 May 72

Doing great! She’s looking pretty. Got some charge off. This pc is becoming a product.

1. Touch Assist if needed.
2. 2WC attention (fly ruds if necessary).
3. Complete PT environment handling, R3R Triple.
4. Assess C/S 6, EAI, R3R Triple.
5. White Form—stress emotional stresses and losses, R3R Triple.



6. LXs—R3R Triple.
7. Havingness.

LRH—2 May 72

Very well done. OK! Give us a good one.

§

Session—3 May 72

No Touch Assist given. 2WC to F/N. Flows 2 and 3 of “grief” taken to EP. The pc then originated “One problem with sessions, face gets tired (smiling so much). Haven’t felt this good in a long time, like whole bank keyed out.” The auditor asked if okay to continue and the pc said “Yes, can tell environment changed, I can handle it.” The auditor checked the PT environment items which F/Ned. Then assessed the C/S 6 list but there was a persistent F/N. Havingness to F/N.

Exam: TA 2.7, F/N, VGIs.

Auditor Comment and C/S—3 May 72

Product! Greatly increased ability to handle PT environment. Persistent F/N. Producing. Like her to declare it.

a. May declare.

1. Have you any doubts or reservations that you have attained the ability to handle your PT environment?
2. Would you like to attest PT environment handling complete?

b.

1. Touch Assist if needed.
2. 2WC attention (handle—out-ruds if come up).
3. Assess C/S 6—Emotions, Intentions, Attitudes—R3R Triple.
4. White Form—stress emotional stresses and losses—R3R Triple.
5. LXs Triple R3R.
6. Havingness

LRH—3 May 72

Very well done.



Declare—4 May 72

Pc attests with F/N, VGIs.

SUCCESS STORY

“One of the most rewarding wins I have had. I’m adding it to my list of great wins in Scientology. I have never felt better.”

Session—4 May 72

Touch Assist not needed. 2WC to F/N. Assessed the C/S 6 list and only “sessions” read. Assessed EAI on it then listed the attitudes. Ran the item “session dev-t when you need something” F1, 2, 3 to EP. Reassessed the C/S 6 list which F/Ned. Then started the White Form stresses and losses. Ran the item “when I get angry I cry” flow 1 to EP. Havingness to F/N.

Exam: TA 2.7, F/N, VGIs.

Auditor Comment and C/S—4 May 72

Doing well on White Form—got some accidents to run out when she is ready for pain incidents.

1. Touch Assist if needed.
2. Continue White Form handling of losses, emotional stresses, etc. R3R Triple.
3. LXs Triple R3R.
4. Havingness.

LRH—4 May 72

Very well done.

Session—5 May 72

No Touch Assist needed. Each rud to F/N. Ran F2 and 3 of the last item and ran four more items R3R Triple. Havingness to F/N.

Exam: TA 2.5, F/N, VGIs.

Auditor Comment and C/S—5 May 72

Doing good!



1. Touch Assist if needed.
2. 2WC to F/N—(handle out-ruds if turn up).
3. Complete White Form—losses emotional stresses handling.
4. LXs R3R Triple.
5. Havingness.

LRH—5 May 72

Very well done.

Session—6 May 72

Pc's back a little stiff but doesn't want Touch Assist. Ruds to F/N. Two more items run R3R Triple. Pc ran very well on Dianetics. Havingness to F/N.

Exam: F/N, VGIs.

Auditor Comment and C/S—6 May 72

Doing well!

1. Touch Assist if needed.
2. 2WC to F/N (handle out-ruds if turn up).
3. Complete White Form losses, emotional stresses handling. R3R Triple.
4. LXs R3R Triple.
5. Havingness.

C/S by Lead Auditor—6 May 72

Very well done. OK on C/S.

Session—7 May 72

2WC went to ARC break which bogged. A GF was then done and a M/W/H was found which was taken to F/N. Havingness to F/N.

Exam: TA 2.5, F/N, VGIs.

Auditor Comment and C/S—7 May 72

Couldn't get ARC break going—did GF, got M/W/H, bit out-ethics. She should have it straightened out now.

1. Touch Assist if needed.
2. 2WC to F/N, (handle out-ruds).
3. Complete White Form losses, emotional stresses handling, R3R Triple.
4. LXs R3R Triple.
5. Havingness.

LRH—7 May 72

Well done.

(added the following to the C/S)

0. **Repair ARC break of last session. O/R? Not there? Handle to F/N.**

Session—9 May 72

Repaired ARC break to F/N. Ran one Dianetic chain to EP. Havingness to F/N.

Exam: TA 2.75, F/N, VGIs.

Auditor Comment and C/S—9 May 72

One of the first times at sea she's not sick! However her attention was on movement so I ended.

1. Touch Assist if needed.
2. 2WC to F/N (handle out-ruds).
3. Complete White Form handling. R3R Triple.
4. LXs R3R Triple.
5. Havingness.

LRH—9 May 72

Very well done.

Session—10 May 72

No Touch Assist needed. 2WC to a PTP which was taken to F/N. Then pc mentioned having a pain in the chest when she came in. The auditor then ran Flow 3 of the item they were on last session which bogged. An L3 EXD was done which came up with "an incident overrun." The pc said the incident was from F1. It didn't F/N on indicating it so it was run out to F/N, VGIs. Havingness was then run and TA soared. The auditor checked O/R but it wasn't and didn't F/N. The auditor ended off. BER exam. The auditor took the pc back in, checked Protest and then assessed the L3 EXD which was clean. Havingness was then run, but TA stayed up. The auditor ended on GIs.

Exam: TA 3.4, rising, GIs.

Auditor Comment and C/S—10 May 72

Made auditing error here. Chain bog did L3 EXD. #66 read, ran out F1 to F/N, Cog, VGIs. Pc was a bit tired so did Havingness. TA rose—checked O/R, no. I rabbitied and ended. Realized that, took her back, checked protest, “no” did L3 EXD (clean) to check R3R errors on last chain. No go. No protest, so did Havingness, O/R that, still no F/N, gave up. PC still VGIs.

1. C/S 53RRR and handle.
2. Handle remaining L3B items.
3. Complete White Form items.
4. LXs R3R Triple.
5. Havingness.

Cramming cycle attached for okay.

LRH—10 May 72

Seen.

OK. Get it handled. It was going so well.

Session—11 May 72

Assess C/S 53RRR. W/H read which turned on grief so did an L1C on which all reads were taken to F/N. Went back to C/S 53RRR and took all reads to F/N. On the last the pc had a big win. Havingness to F/N.

Exam: TA 2.7, F/N. VGIs.

Auditor Comment and C/S—11 May 72

Handled! Big win! New item to run pg 31, can add to White Form.

0. Touch Assist if needed.
1. 2WC to F/N (handle out-ruds).
2. Handle L3 EXD items left.
3. Complete White Form handling.
4. LXs R3R Triple.
5. Havingness.

LRH—11 May 72

Very well done. A good recovery.



Session—12 May 72

2WC to F/N. 3 items from L3 EXD taken to F/N. Took another item from the White Form and ran R3R Triple. Cleared the words off the LX3. Hav to F/N. At exam the TA was up so the auditor took the pc back in and assessed the C/S 53RRR. Overt read which was taken up and run but TA stayed up. A long rehab was attempted but no F/N. The auditor ended on VGIs, TA at 3.2.

Exam: TA 3.2–3.0, F/N, VGIs.

Auditor Comment and C/S—12 May 72

Night auditing, long sessions appear a bit unsuccessful. Short okay. Well there was still more on C/S 53RRR. I didn't take to F/N list yesterday.

She was VGIs at session end but TA 3.2 and tired so I ended. Dial F/N at exam.

1. C/S 53RRR to F/Ning list.
2. LXs R3R Triple.
3. Havingness.

LRH—13 May 72

Well done by Exams. Please don't run on wrong whys. She wasn't tired, *AND we always end a session on an F/N*. The reason it took so long is you kept saying "Supp" "Inval" WHEREAS GROUP C says E/S to F/N.

Study the C/Ses you do, particularly CS 53RRR. You have now left earlier charge unhandled and next session she may natter at you.

She comes up with an "I stole a pin from HASI" sort of patty-cake, you buy it, no E/S and no F/N.

1. R-factor. On the overt chain we were running, there was no F/N. I want to check something.
Something you didn't do? _____ (note read)
Something you did do? _____ (note read)
Something someone else did? _____
(note read)
Take what read and say "It was something _____"
(whatever read).
Now what was it?
Get what it is by steering if necessary then when she says it, if no F/N, go earlier-similar.
If no joy, take the other read (on C/S 53) and say, "There's something you're not saying. What is it?" Get it. F/N or E/S, F/N.
If still no joy ask her "Well, did you murder somebody?" "Did you rob a bank?"



“Did you forget something that burned the house down?” Get the overt!

2. If “Not saying” was not used then ask “What is it you’re not saying?” If it was used above say “Is there something you’re not saying to me or others?” E/S to F/N it.

It isn’t that you didn’t use E/S you just didn’t get an overt first. The stuff you bought was drivel. You don’t run overts like a phonograph record, you get the overts.

Session—13 May 72

R-factor given. Did the assessment and came up with “Something you didn’t do.” Pc looked sad, needle was dirty when asked, “Now what was it?” The auditor steered the pc who came up with a lot of “didn’t do’s” and “thoughts” but the TA stayed up throughout. Then the auditor switched to “There’s something you’re not saying” on which the pc came up with some more thoughts. Then when asked “Did you burn the house down” she came up with starting a fire in the storeroom, but she didn’t consider it an overt. The worse-than questions were continued and the pc eventually came up with a couple of 2D overts which brought the TA down and F/Ned. “Not saying” was then F/Ned. At one point in the session the pc R/Sed on “going into action.”

Exam: TA 2.8, F/N, VGIs.

Auditor Comment and C/S—13 May 72

THANK YOU! I got it!! Amazing!

1. Touch Assist if needed.
2. Fly all ruds.
3. LXs R3R Triple.
4. Hav.

LRH—14 May 72

Very well done. You *did* it. That’s the old Murder Routine. The mechanism is “worse than.” This routine is just one version of it. Joburg—1960, earlier DC, it was.

This pc (what she considers an overt) has several evil intentions (R/Ses) and will need the Wants Handled RD. Letting ships on fire is *NOT* an overt to her! Sex is so evident. Psychoanalytical background.

Session is classic.



PC Originated Exam—15 May 72

TA 2.8, clean, BIs. Statement: “I just got assigned a personal condition of Danger.”

Auditor Note to LRH—15 May 72

She’s a bit upset so would like to change last C/S “Fly all ruds” to L1C “Recently.”

LRH—15 May 72

Ethics. Don’t audit pcs in Ethics.

Pc in ethics trouble. We got her too late and some senior is across lines. (If they’d waited a day, she would have made it.)

You don’t audit a pc in ethics trouble unless you do a 3 May 72 PL on her with L&N.

Off auditing until out of Ethics. That’s by the book.

PTS Check—16 May 72

Auditor note to LRH—17 May 72

Says pc has been upgraded to Emergency and asks if OK to do last C/S.

LRH—18 May 72

PTS terminals found. Very extensive for a PTS check. PTS RD must now be completed.

1. Fly all ruds Triple.
2. Using terminals from interview and any others, do PTS RD per HCOBs.

**Run Can’t-Have on those already R3Red.
You R3R Triple the terminals first.**

Session—23 May 72

Ruds to F/N. Clear on L4B. Did 3 S&Ds but only two of the listing questions read so did those to BD F/N items. One of the items was known before this lifetime and it was run R3R Triple to EP. Hav to F/N.

Exam: TA 2.6, F/N, VGIs.

Auditor Comment and C/S—23 May 72

Doing very well on PTS RD. I didn’t fly all ruds Triple.

1. Fly all ruds Triple.
2. Continue PTS RD.

Lead Auditor C/S—23 May 72

No grade given. OK on C/S.



Session—24 May 72

Triple ruds to F/N. Ruds Triple on the item from last session. Then an item from the PTS interview, checked if known before which he was and ran it R3R Triple to EP. Havingness to F/N.

Exam: TA 2.8, F/N, VGIs.

Auditor Comment and C/S—24 May 72

Doing very well on PTS RD.

1. 2WC to F/N.
2. Continue PTS RD.

LRH—24 May 72

Very well done.

Session—25 May 72

TA high at start of session so C/S 53RC is assessed and the reading items taken to F/N. Then ruds were run on the item R3R'd last session. Another item was taken and it was run R3R Triple to EP and then ruds were run on it. Hav to F/N.

Exam: TA 2.8, F/N, VGIs.

Auditor Comment and C/S—25 May 72

Doing very well.

1. 2WC to F/N.
2. Continue PTS RD.

LRH—25 May 72

Very well done.

Session—26 May 72

2WC to F/N. 2WC'd people who have worried pc to F/N. Two terminals run on R3R Triple and ruds. 2WC "Who have you been after this lifetime" to F/N. Ran a terminal from this R3R Triple and ruds. Hav to F/N.

Exam: TA 2.6, F/N, VGIs.

Auditor Comment and C/S—26 May 72

1. 2WC to F/N.
2. Continue PTS Rd.
3. Havingness.

LRH—26 May 72

Very well done.

Session—27 May 72

2WC to F/N. F1 on another item (from the last 2WC in the last session) bogged. Assessed the L3B but didn't find the trouble. Ran havingness to VGIs but TA high.

Exam: TA 3.25, clean, GIs.

Auditor Comment and C/S—27 May 72

I suspect out-list. C/S 53RC will tell.

1. C/S 53RC and handle to F/Ning list.
2. Handle L3B reads.
3. Continue PTS RD.

LRH—28 May 72

Some oddball error here you didn't catch. This is plain Dianetic Repair!

1. Assess—M5

- a. Bypassed an F/N. _____
 - b. Chain flattened half way through 1st incident run. _____
 - c. Jumped into a new set of pictures. _____
 - d. Item wasn't reading in the first place. _____
 - e. Item already blown. Handle. _____
2. Handle reads on L3B to F/N.
 3. Continue PTS Rundown.

Session—28 May 72

Chain flattened halfway through 1st incident run, read, and was taken to F/N. Reads from L3B were taken to F/N. Continued PTS RD and 2WC'd planets and places known before to F/N. Hav to F/N.

Exam: TA 3.0, F/N, VGIs.

Auditor Comment and C/S—28 May 72

Repaired. No items on planets and places.

1. See if any more terminals to be added—R3R and ruds.



2. PTS Corr List to F/Ning list.
3. Hav.

LRH—28 May 72

Very well done.

Session—30 May 72

TA at 4.2 at start of session so auditor did C/S 53RC. This went to an Int Correction List which was handled to F/Ning list. Then to an L4B which was handled. Then the rest of the C/S 53 was handled to F/Ning list. On the PTS RD there were no additional terminals to add, F/N VGIs. PTS RD Correction List to F/Ning list.

Exam: TA 2.0, F/N, VGIs.

Auditor Comment and C/S—30 May 72

Now PTS Correction List F/Ning.

1. 2WC to F/N.
2. Can't-have on terminals.
3. Hav.

Session—31 May 72

2WC to F/N. Ran can't-have and enforced-have on all terminals. Hav to F/N.

Exam: TA 2.8–2.7, F/N, VGIs.

Auditor Comment and C/S—31 MAY 72

A Done

1. Declare PTS RD.

-
1. 2WC to F/N.
 2. LXs R3R Triple.
 3. Hav.

New OCA

Why Finding—31 May 72

Why Finding on study was done on the pc but the TA was high at exams. The exam did not get into the pc folder.

Declare—1 June 72

TA 4.2, clean, GIs. Not OK.

Session—1 June 72

The auditor took the pc in and did a C/S 53RC which led to the correction of the out-list (Why Finding). Other reads were handled on the 53 to F/Ning list. Hav to F/N.

Exam: TA 3.0, F/N, VGIs.

Auditor Comment and C/S—1 June 72

Red tab declare TA up. Took her in and did C/S 53RC. Found study Why wrong.

Pc had gone to Examiner, TA up after Why Finding but no report to me!

1. Declare PTS RD.
2. Last C/S.

LRH—1 June 72

Very well done.

Auditor Comment and C/S—2 June 72

TA STILL HIGH

0. See if anything missed. Get what and handle.
1. C/S 53RC.
2. See if anything missed on PTS RD. If likely do PTS Corr List to F/Ning.
3. Hav.

Lead Auditor C/S—2 June 72

OK.

Session—2 June 72

C/S 53RC assessed, out-lists handled with L4B and overt taken to F/N.
C/S 53 reassessed to F/Ning.

Exam: TA 2.8, F/N, VGIs.

Auditor Comment and C/S—2 June 72

She was being overrepaired. Was awful till I put her in session and then it went zing-zing-zing.

1. D of P, see how she feels about PTS RD. If good and no longer PTS, to declare PTS RD.

LRH—2 June 72

Very well done. It's a "very" because you recovered it.

D of P Interview—3 June 72

TA high at start of interview and drifts down and F/Ns during interview.

D of P writes: She's ok for PTS RD declare.

Declare—3 June 72

The attest at exams was ok but the TA was at 3.5 at Success.

Auditor Comment and C/S—3 June 72

She didn't F/N at Success. TA 3.5 falling. Most likely false. But the source of this TA high then falls down to OK range should be found. I usually just have her hold cans and she's fine. But this has been hairy on Declare lines. False TA check just done but no footplates tested.

1. Check pc on footplates, feel her hands, see if dry or calloused. Check any other possible source of false TA.
2. If TA high—Hi-Lo and handle.
3. If not, LXs R3R Triple.
4. Hav.

LRH—3 June 72

C/S ok except use Hi-Lo (crosses out the "If TA high" of above C/S). You handle a high TA case all the ways you can.

Session—4 June 72

Checked using footplates but the TA was higher. Cleared words on Hi-Lo. Assessed and handled 3 items on Hi-Lo to F/N. Assessed LX3 and ran 3 items R3R Triple. Hav to F/N.

Exam: TA 2.8, F/N, VGIs.

Auditor Comment and C/S—4 June 72

Isn't false TA. Doing well. TA comes down.

1. 2WC to F/N.
2. Continue LXs R3R Triple.
3. Hav.

LRH—4 June 72

Very well done.



Session—5 June 72

TA high at start of session so the auditor assesses C/S 53RC and handles the reads to F/N. Then goes to LX3 but while checking for the next item the TA goes up. The auditor assessed the C/S 53 again, got a read on Int so went to the Int Corr List. On this “you ran went out” read (sF) so the auditor ran F1, 2, 3 recalls and F1 Secondaries. Then took a break. TA high when session resumed so the auditor did an L3B to F/N. Then went to F2 Secondaries which bogged. L3B assessed but pc still in bog. Havingness run.

Exam: TA 3.3, clean, GIs.

Auditor Comment and C/S—5 June 72

Doing Int RD as she ran “went out” and “go in” read. Doing very well then took break. TA up. L3B to Protest to F/N. Secondaries F2 to bog. L3B to stuck picture, doesn’t know what chain on.

1. L3B on stuck picture.
2. L3B secondaries F2.
3. Complete Int RD.
4. Hav.

LRH—6 June 72

Hey, I never told you to run Int! That wasn’t the C/S or any part of it. She ran *leaving* and *have to stay* and I’m sure you’ve run Int *the second time*.

1. Was the Int RD done before? Spot exact place it was flat. Date to blow. Locate to blow.

If you can’t do this give it fast to an auditor who can and take her back.

2. 53RC, handle to F/Ning list.
3. L3 EXD General, to F/Ning list.

Don’t restim her further! Don’t miss any F/Ns.

Session—6 June 72

Int was found to have been run before. Another auditor dated the flat point to a blow and located it to a blow. Then the regular auditor assessed and handled the C/S 53 to clean on assessment but not F/Ning.

Exam: TA 3.0, F/N, VGIs.



Auditor Comment and C/S—6 June 72

C/S 53RC not F/Ning with Suppress in. Must be my TRs. I'll drill before I take her in again.

1. C/S 53RC to F/Ning list.
2. L3 EXD List General to F/Ning list.
3. Hav.

LRH—6 June 72

Very well done.

NOTE—

At this point the C/Sing of the case was turned over to the newly appointed ExDn C/S.

Letter from Home—8 June 72

The pc received an enturbulative letter from home. She quickly reported it and wrote a letter back to handle the situation.

Auditor C/S

1. D of P interview to see if she got letter off, and if ok to audit.
2. If ok, last C/S.

C/S—8 June 72

OK.

Session—9 June 72

Pc originated a big win she had from her recent auditing. C/S 53RC to F/Ning list. L3B to F/Ning list. Ran 5 LX3 items R3R Triple. Cleared words of LX2. Hav to F/N.

Exam: TA 2.4, F/N, VGIs.

Session—10 June 72

2 LX2 items run R3R Triple. F/N exam.

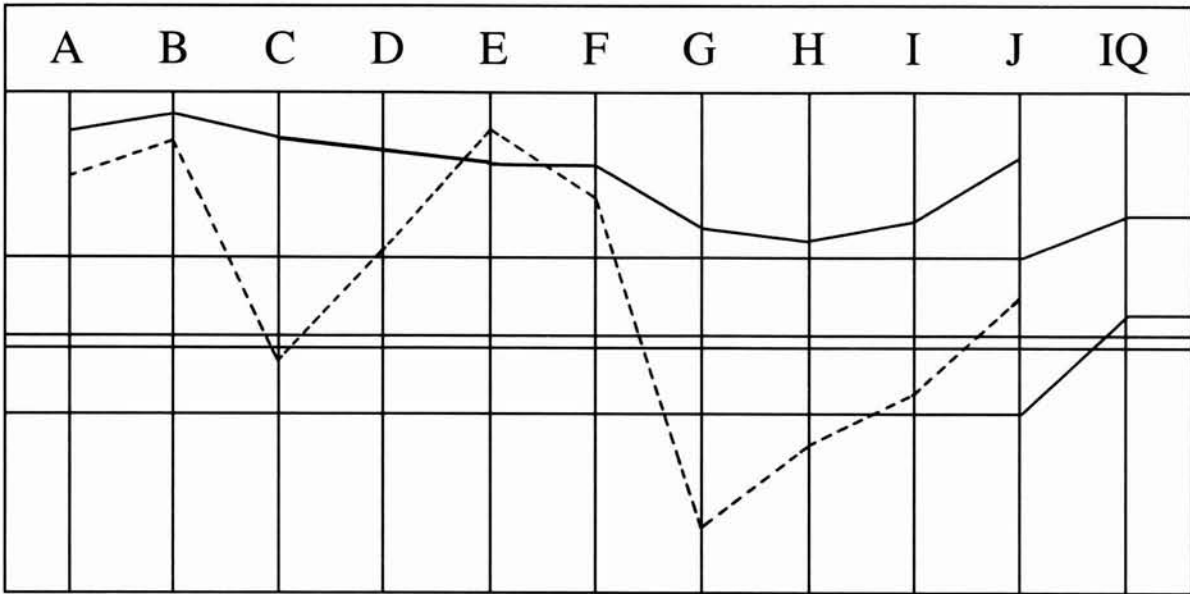
Session—11 June 72

5 LX2 items run R3R Triple. Cleared words on LX1. F/N exam.

Session—12 June 72

Completed LX lists by running 3 items from LX1, R3R Triple. F/N exam.





OCA

Auditor Comment and C/S—12 June 72

Very nice OCA change. Will wrap her up.

1. D of P interview. See if any body cycles to handle.

D of P Interview—13 June 72

Pc mentioned wanting to get seasickness handled when asked if any body difficulties.

Auditor Comment and C/S—13 June 72

Has body things to handle.

1. 2WC to F/N.
2. Sanderson RD.
3. Metalosis.

Session—13 June 72

2WC'd "What do you want handled" to F/N. On the 2WC "little scale type things" read and the intentions of it were listed to the BD F/N item "intention of not totally being well." This was run R3R Triple to EP. The intentions on "seasickness" another item from the 2WC was listed to the item "not having to go down to study." On starting the R3R no incident could be



found. An L4B was done on the list which was handled. During the handling the pc said, "Maybe I want to hang onto it." Fall, small blowdown. F/N exam.

Auditor Comment and C/S—13 June 72

L4B showed that the Intentions on seasickness question had no charge but the pc is very interested in it.

1. 2WC to F/N.
2. Check interest in "I want to hang on to it." R3R Triple.
3. Check interest in "seasickness." R3R Triple.
4. 2WC "What have you wanted handled that wasn't." Get intentions. R3R Triple.
5. Metalosis.
6. Hav.

Session—14 June 72

TA high at start of session. Did L4B on "yesterday's list" and handled. Ran the item "not having to go down to study" R3R Triple. Then "seasickness" was run R3R Triple. 2WC'd "What have you wanted handled that wasn't." Pc said "Nothing, got more than I thought I would." F/N VGIs. F/N exam.

Auditor Comment and C/S—14 June 72

Seasickness should be handled now. Pc doesn't have anything left to handle.

1. D of P interview.
2. Declare ExDn.

D of P Interview—14 June 72

Pc F/Ning and VGIs throughout. On exam the TA was up.

Session—14 June 72

2WC found the pc still wanted "nose running" handled.

F/N exam.

Auditor Comment and C/S—14 June 72

Wants runny nose handled. Continue Sanderson RD.



1. 2WC to F/N.
2. L&N intentions connected to runny nose.
3. R3R Triple.
4. If needed, emotions and attitudes on runny nose. R3R Triple.

Session—15 June 72

The intention wasn't listed as it was the same as the earlier one run. Listed emotions and attitudes and ran two items R3R Triple. F/N exam.

Declare—15 June 72

Not ok. TA high.

C/S—15 June 72

1. C/S 53 to F/Ning list if TA up.
 - 1A. Handle anything further on nose.
2. 2WC for data to be sure nothing missed.

Session—16 June 72

TA not up so C/S 53 not done. 2WC for anything further on nose found that the pc still had a runny nose. Intentions on "hay fever" were L&Ned to "intention to give a false impression of being ill." This was run R3R Triple.

"Itchy nose" was then run R3R Triple. On the 2WC to catch anything missed the pc said she felt great, never felt better and nothing remains to be handled. F/N exam.

Declare—17 June 72

The pc attested to Expanded Dianetics being complete. F/N, VGIs.

PC SUCCESS STORY—June 72

There are some things I wasn't totally aware of that bothered me. Anyhow they aren't there now.

My thanks to my auditor who took me through and the Commodore who put it there.

I feel great and am doing likewise.

Case note—

This case was physically well at the time of her attest and had excellent wins and gains on her ExDn auditing.

She was sent through to declare based on her OCA improvement shown on her 12 June 72 graph and her completion of the "wants handled" steps of her ExDn program and the fact that she was physically well.

The case was not complete on Expanded Dianetics, however. The R/Ses and evil purposes on the case had not been handled.

The graph did come up on the right. However, on OCAs done after this the rightside of the graph crashed and did not come up until full “right-side” handling was done.

In Expanded Dianetics tape one LRH said, “So just make it a rule to go by the OCA the way it was, the worst OCA you find on the case or the Chart of Human Evaluation as the person is now.”

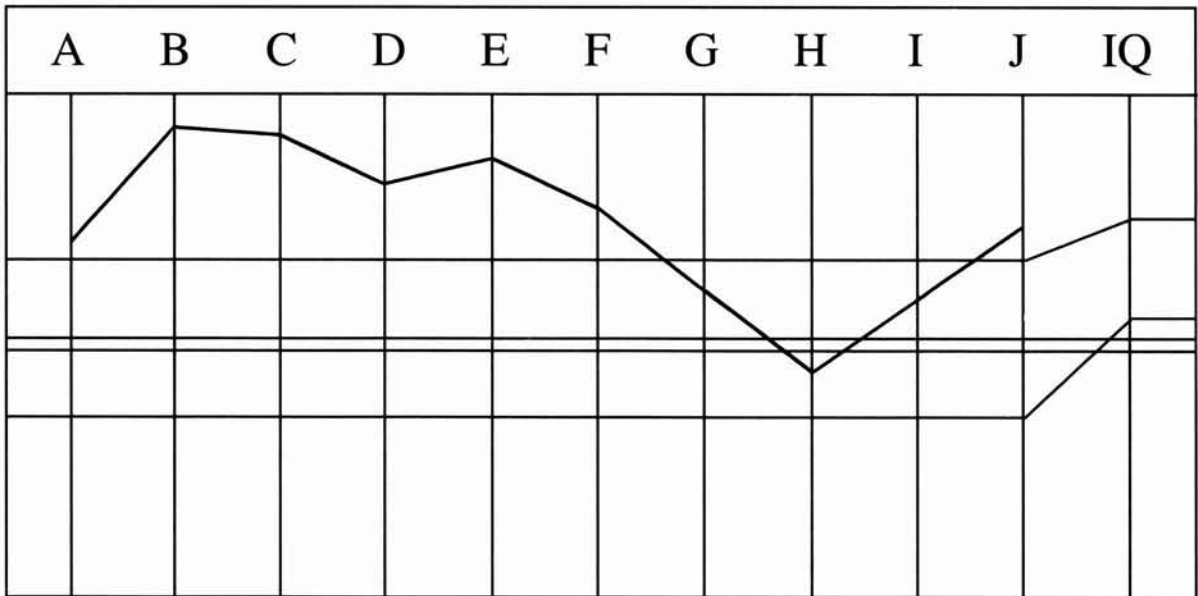
The case was picked up later. The rest of this case history gives a summary of those actions taken to handle it to completion.

February 75 – May 75

The pc had each of the Objective processes previously run rehabbed to F/N. All “no interest” Drug RD items were then taken R3R Triple to EP. She then ran more White Form items and had a new Health Form taken to an F/Ning list. 35 Dianetic items were run R3R Triple to EP in doing these actions. She attested to Dianetic Case Completion.

September 75 –

Cleared the words on the GF 40XRB and assessed it. The list F/Ned on assessment. The next action was to 2WC experiences on each grade. This was done to F/N, cog and VGIs for each.



OCA—23 Dec. 75

Session—29 Dec. 75

Each rud to F/N. Cleared the terms for ExDn Ev Purp handling. 3 Ev Purps taken R3R Triple to EP. Hav to F/N. F/N exam.



Session—30 Dec. 75

Each rud to F/N. 5 ev purps run R3R Triple to EP. Hav to F/N. F/N exam.

Session—31 Dec. 75

F/N at start of session. 5 ev purps run R3R Triple to EP. Hav to F/N. F/N exam.

Session—2 Jan. 76

Checked PT Environment for completeness, found one more item to handle which was done, and the PT Environment was then complete.

Checked “wants handled” and found another item the pc wanted handled. Got the intention connected to it, then ran R3R Triple on it to EP. Hav to F/N. F/N exam.

Session—3 Jan. 76

Checked if “wants handled” is complete—yes, F/N, VGIs. F/N exam.

Session—13 Jan. 76

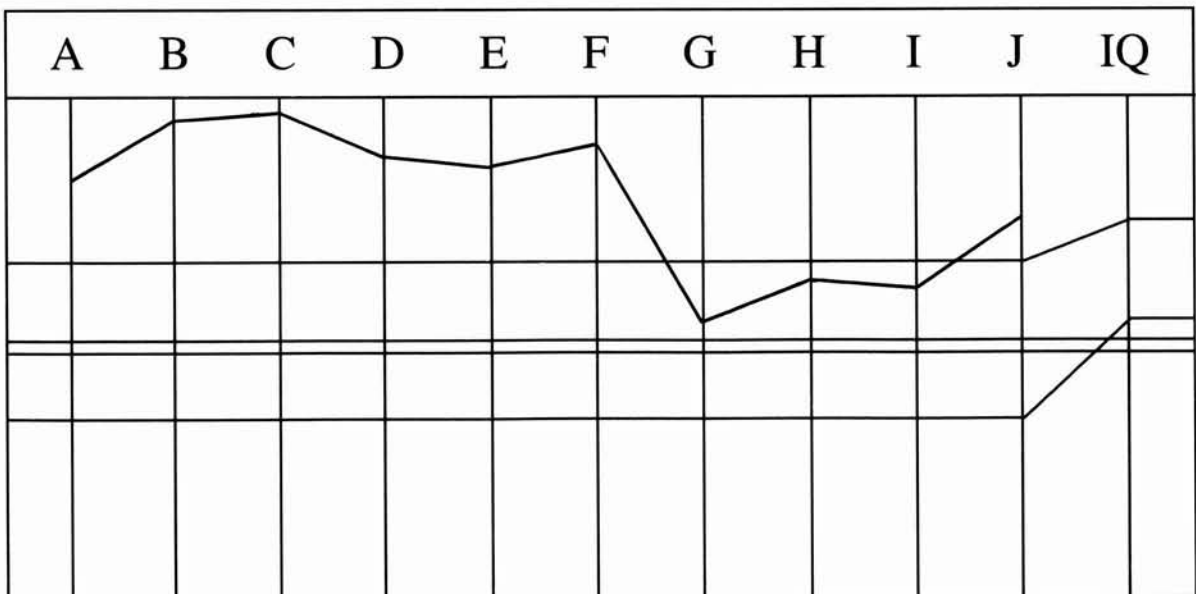
Each rud to F/N. R/S handling: L&N’d to find the ev purps connected with an R/S and ran the ev purp in each case R3R Triple to EP. This was done for 3 R/Ses. Hav to F/N. F/N exam.

Session—14 Jan. 76

R/S handling was completed. F/N exam.

Session—15 Jan. 76

Multiple Flow Ev Purp RD completely done. Checked the recently culled ev purps for read and each was F/Ning. Hav to F/N. F/N exam.



OCA
15 JAN. 76



The pc attested to her Expanded Dianetics being complete with F/N, VGIs. Then she wrote the following:

SUCCESS STORY

“I have had some fantastic changes during this auditing. I would love to tell the world my gains—I know exactly what I would say but I don’t have the words to describe it.

There is lots of mass which is no longer lurking around me which would otherwise leap out and pounce either on me or another. It’s like I don’t want to do any bad, contra-survival things—if I see someone else trying I would speak up or stop them—it’s better than having them motivate.”

L. RON HUBBARD
Founder

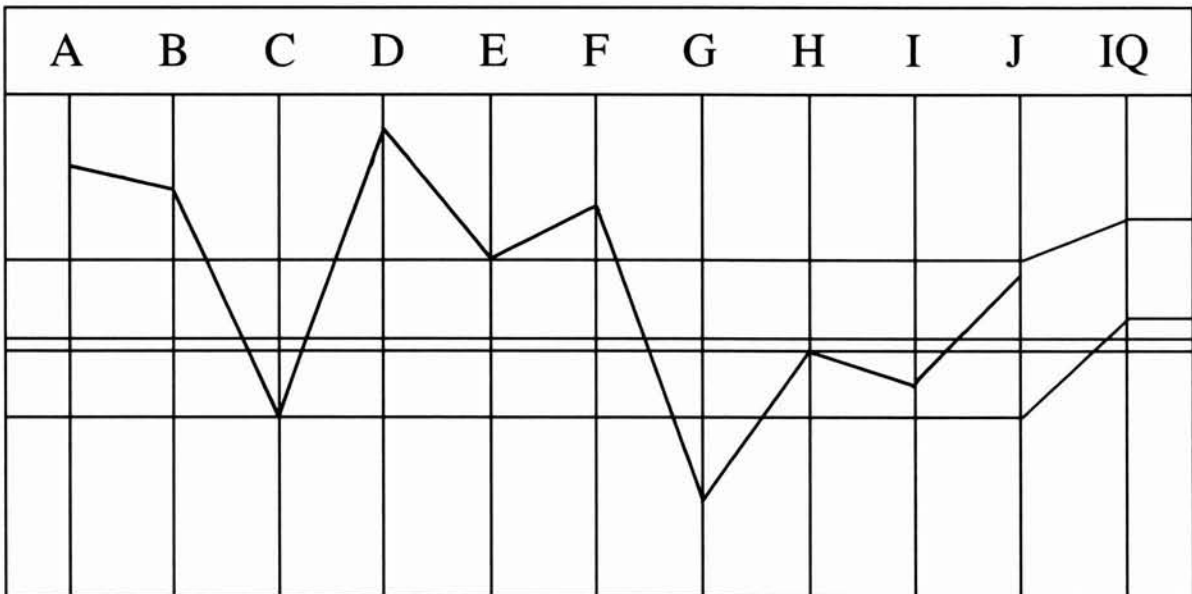
Revision assisted by
LRH Technical Research
and Compilations

Remimeo
ExDn C/Ses
ExDn Auditors
ExDn Course

Expanded Dianetics Series 9

EXPANDED DIANETIC CASE B

(Note: This case was made well, but not sane. This is a research case and is one of the subjects of HCOB 13 Sept. 72. It is included to show how a case can become physically well, yet be bypassed.)



OCA
31 MARCH 1972

CASE NOTES

The pc had a criminal history and a drug history. He had been chronically ill with one ailment or another including varicose veins, multiple sclerosis, mouth infections and most frequently headaches. He had many R/Ses. Tone level 1.1.

He was a professed OT V but had virtually no drug handling, quickie Grades 0–IV, botched Power that was questionably repaired and doubtful OT level completions. In his past auditing “continuous overts on Scientology” had read but in his auditing these had never been gotten.

He was put on the original Expanded Dianetics Project because of his “chronic sickie” classification.



37.4 temp. Feeling sick in pit of stomach. Dizzy, slight diarrhea and usual head, back and leg pains. Will get liver test tomorrow.

**EXPANDED DIANETICS PROGRAM
1 APRIL 72**

0. CLEAR ALL WORDS ON A W/C C/S 1 & W/C CORR LIST. LRH
 1. VERIFY OR COMPLETE METHOD 1 W/C. ADD: PROCESSING, TECH, COMMANDS, STUDY.
 2. CLEAR ALL DN DEFINITIONS. CLEAR ALL R3R WORDS. CLEAR L3B.
 - 3a. 2WC PT ENVIRONMENT. NOTE ALL LF, BD ITEMS. MAKE A LIST OF THESE.
 - b. ASSESS ATTITUDES, EMOTIONS ON BEST READ FROM (A).
 - c. LIST FROM BEST READ OF (B) AND EXHAUST.
 - d. REPEAT (B) AND (C) UNTIL ITEM F/Ns.
 - e. HANDLE ALL ITEMS PER (B), (C), (D) AND REASSESS TO F/Ning LIST.
 - 4a. ASSESS FOR BEST READ. AUDITORS, AUDITING, ETC., ADD PICTURES, R3R.
 - b. ASSESS EMOTIONS, ATTITUDES, SENSATIONS, ON BEST READING FROM (A).
 - c. LIST FROM (B) BEST READ AND EXHAUST, R3R TRIPLE.
 - d. REPEAT (B) AND (C) TILL ITEM F/Ns.
 - e. REASSESS (A), DO (B), (C), (D), (E) TILL WHOLE LIST F/Ns.
- NOTE: IF NOTHING COMES UP ON 3 AND 4 ASSESS LX3, 2, 1 IN (B) OF EACH.
- 5a. WHITE FORM. GET ALL EMOTIONAL STRESS INCIDENTS.
 - b. R3R NARRATIVE. TRIPLE ALL FROM (A).
 - c. HANDLE ATTITUDES TO TREATMENT, IF READS WELL, BY LISTING TREATMENTS, SEAS, TO F/Ning LIST.



- d. HANDLE ATTITUDES TO ILLNESS,
IF READS, AS IN (C).
6. LX3, 2, 1 GENERAL.
7. NEW OCA.

LRH "okay" on program.

On 8 Apr. 72 LRH added, "Hav before and after body of session."

Auditor C/S—1 Apr. 1972

0. Clear W/C C/S 1 and WCCL.
1. Each rud to F/N.
2. Verify or complete M1 W/C. Add: Processing,
Tech, Commands, Study.
3. Continue program.

Session—3 Apr. 1972

The words used in the question and commands on Word Clearing Series 8RR were cleared then the words on the WCCL were cleared. Each rud F/Ned on asking. On the Method One Word Clearing many items read which were handled to F/N. The list was reassessed and more items were handled; then the list was reassessed to F/Ning list. The words of R3R and most of the L3B were then cleared.

Exam: TA 2.6–2.4, F/N, VGIs.

Auditor Comment and C/S—3 Apr. 72

Pc started a little gripey about clearing words, but became interested when he discovered there were some he didn't know!

1. Complete step 2 of program.
2. Step 3 of program.

LRH—3 Apr. 1972

Very Well Done.

Out W/C M1 probably helped cause his illness. Ethics action was indicated here; W/C M1 declared prior to 21.9.71 but you found the list hot. Some W/Cer couldn't word clear. We will let it go. This was excellent.

LRH "okay" on C/S.

Session—4 Apr. 1972

Finished clearing the words from the L3B. Then 2WCed the PT Environment and came up with some hot items. The auditor took the hottest—“MEST” and assessed attitudes and emotions. Attitudes read with an LF and so the attitudes on MEST were listed. “Ownership” read with an LFBD and was run R3R Triple. Another item from the list was run R3R Triple. Another item was not run because the pc wasn’t interested. The pc was then asked if he had anything to add to the list and didn’t so the list was reassessed. An item that hadn’t read earlier now read but the pc wasn’t interested in it. The list was reassessed and the no-interest items F/Ned. Then emotions and attitudes were reassessed and F/Ned. Another item from the 2WC was taken up. Emotions read and were listed. One item was given and BDed but the pc was not interested. Emotions and attitudes were reassessed and F/Ned. Another item was taken from the 2WC and emotions and attitudes both F/Ned when assessed. The reading items from the PT Environment 2WC were reassessed and all F/Ned. At the end of the session the pc said he “still has considerations on running Dianetics” LFsBD. Then said he didn’t have any fixed emotions or attitudes, they change. F/N, VGIs.

Exam: TA 2.6, F/N, VGIs.

Auditor Comment and C/S—4 Apr. 1972

Doesn’t like running Dianetics. Big reads on nonenvironment buttons noted for later.

1. Program addition: L3 EXD “L3B RD.”

LRH—4 Apr. 1972

Very well done.

Okay on C/S.

Session—5 Apr. 1972

F/N at start of session. The L3 EXD was done Method 3 once through. Then assessed again during which some emotions connected with the pc’s somatics were run R3R Triple. Then it was reassessed to an F/Ning list. The PT Environment buttons were reassessed and all F/Ned. The auditor then went to handling the pc’s auditing. However when the auditor did the steps and found emotions or attitudes the pc had no interest in running them. This was tried on all the different buttons found. Finally without having run any R3R the buttons all F/Ned.

Exam: TA 2.8, F/N, VGIs.

Auditor Comment and C/S—5 Apr. 1972

He’s up out of fear into covert hostility—very smug and joke-cracking in session. Slightly snide. Hands no longer sweaty.

1. Fly a rud.
2. LX3, LX2, LX1 “while being audited” (per program note).
3. Continue program.



LRH—5 Apr. 1972

Very well done.

Okay on C/S.

Session—6 Apr. 1972

F/N at start of session. Cleared words on the LX3. Assessed the LX3, 10 items read but the pc wasn't interested in running any. When the auditor asked if no interest in first place, the pc said, "No, none at all. Actually no real interest in running Expanded Dianetics. I'm not saying it's not going to work, but so far it hasn't got anywhere near what I want handled." The pc then asserted how he was actually in extremely good shape "apart from these somatics" to F/N, VGIs.

Exams: TA 2.7, F/N, VGIs.

Auditor Comment and C/S—6 Apr. 1972

Pc's in-session mannerism is a slightly covert amusement, deprecating attitude. Very interestingly this "Nothing there" is a recurrent pattern from his very first auditing. Had a lot of trouble on his XII Rundowns with the same thing. Good TA on those attitudes we have run.

I feel this needs an undercut but don't know what to suggest.

LRH—7 Apr. 1972

Well done.

But hey! Do you see the hidden standard on page 6 of your W/S? Now this is not beyond ExDn. It's great. It tells you a *fixated interest*. (He's also plenty out-ethics by W/S comments.)

1. 2WC MARK all READS and BDs. Get it to F/N. "What do you really want handled?"
2. Get the best read out of all this. It will be an item or attitude or emotion or some such thing. Probably a condition. Express it the way he says it and be sure that's what it is and the way he says it.
3. Put it into R3R. Chain of when he had or did it. Then chain of another had or did it. Then chain of others had or did it. If it's a doingness like a habit, it's a did it. If it's a condition like an emotion or attitude it's a had it.

Let's see how good you are.

Session—7 Apr. 1972

F/N at start of session. The items on the 2WC were: To get rid of these somatics F, started as a headache LFsBD, my knees hurt LF, it might be physical LFsBD, might be something with my heart LF, something to do

with the electrical structure F, it's a very suppressive thing LF, I want to get rid of the somatics LFBD, the pain Fall then F/N. The auditor took "the somatics" and ran R3R Triple. On F1 the pc stopped running after going through the first incident and wouldn't look earlier saying it wouldn't do any good at which point the auditor did an L3B which found an earlier incident and the chain was taken to EP. F2 F/Ned on the first incident and on F3 the pc couldn't find any, F/N.

Exam: TA 2.6, F/N, VGIs.

Auditor C/S—7 Apr. 1972

1. Fly a rud if no F/N.
- 1a. Assess: "getting the somatics handled" and "the somatics."
2. Assess S, E, A connected with the best reading one.
3. List from biggest read, exhaust, etc.

LRH—8 Apr. 1972

Very very well done!

This one needs Hav before and after.

You chose the wrong next somatic. He F/Ned on "The pain." List is "The pain," "Headache," "Knees hurt." If you ran "the somatics" again you'd double run.

1. Can squeeze. Find a Hav. Get an F/N.
2. Check with him if it's handled. If not ask, "What remains to be handled?"
3. If he gives you anything add it to list, get best read and check interest and best read R3R Triple.
4. If he says all handled, then go to White Form (5a of program). Just assess.
5. Havingness.

Admin Note:

If you use a list in session leave it in the folder. I had to find one to get what it was.

Session—10 Apr. 1972

Havingness to F/N. On asking "What remains to be handled?" the pc said "Don't really know, still have a bit of a headache" LFBD. "Headache" was



run R3R triple. On F1 the pc ran very well coming up with whole track incidents without protest. Havingness at end of session to F/N.

Exam: TA 2.6, F/N, VGIs.

Auditor Comment and C/S—10 Apr. 1972

Pc's memory being pushed back.

1. Hav to F/N
2. Check if handled. If yes to 5.
3. Get any additions, get best read, R3R Narr Triple.
4. Repeat 2 and 3.
5. Assess White Form. Get all emotional stress, loss incidents.

LRH—10 Apr. 1972

Hey, we're making it! Very well done.

Session—11 Apr. 1972

Hav to F/N. On checking if what the pc wanted handled is handled the pc said "Practically, I think what we started out to handle is now handled." F/N, VGIs. The White Form was then assessed. On this the pc answered no to almost every question asking for a loss or stress. On the White Form he R/Sed on an aunt and uncle, on his wife, on saying "No mental exercises" and on answering "no" to the question "Any other emotional stresses?"

Exam: TA 2.8, F/N, VGIs

Auditor Comment and C/S—11 Apr. 1972

Strong pc interest in Havingness. R/Ses pages 2, 3, A1, A5 of White Form, yet! Also 4 of program isn't actually complete.

LRH Comment

Very well done. Hey look at that! Note any evil purp he comes up with. Don't try to handle. But get it on edge of program.

Auditor C/S

1. Hav to F/N.
2. Each rud triple including overts. Hav to F/N between each set (3-way ARC Break, Hav, 3-way PTP, etc.).
3. Assess LX2 "While being audited" and handle (omit "shame" and "boredom").



3A. Hav.

4. Assess LX1 as in 3 and handle.
5. Hav to F/N.
6. Recheck interest in LX3 reads from 6 Apr. 72 session. Handle.
7. Hav to F/N.
8. Check interest in “No feelings” (a reading item from the White Form) R3R Triple.
9. Assess attitudes, emotions to illness. List best reading. Handle R3R Triple.
10. If nothing runnable out of the above, do a touch assist to 1st EP (added to program as 5e).

Session—12 Apr. 1972

Hav to F/N. On each flow of ARC break the pc said he didn't have one, F/N. Then Hav to F/N. Same on PTP. Then Hav to F/N. Same on W/Hs and Overts. Cleared the words on the LX2. Assessed the LX2 using “while being audited did you have . . .” as the prefix. Three reading items were checked for interest but the pc said “no” and F/Ned. Then the LX1 words were cleared and the list was assessed. On the four reading items from the assessment the pc again had no interest. On rechecking the LX3 items for interest the pc had none. On the item “no feelings” the pc had no interest. On assessing emotions and attitudes connected with the illness, both F/Ned. A Touch Assist was done to F/N, VGIs. At the end of the session the pc said there is nothing wrong except for the headache, that the headache is the basic and he feels very good other than that, F/N, VGIs. In the session the pc R/Sed on LX2 items “contemptuous” and “unemotional.”

Exam: TA 3.0–2.8, F/N, VGIs.

LRH—13 Apr. 1972

Well he hasn't made his hidden standard yet.

Headaches are rough to run. Usually (from 1968 tech) they are taken apart by finding what PSEA is connected with the headache and run that.

Headache is *after the fact* of being hit in the head. There's a lot on this in earlier Dn.

He gave it to you and you ran it narrative. Well okay. If you recall the earlier materials however, it says a *headache* is *after* the fact of an injury so is not the beginning of the incident. Headache and this chain you ran all had earlier beginning!



You should realize that.

So now we know (through no real fault) that this pc:

1. R/Ses = Psychosis equals succumb.
2. A headACHE is usually *after* the engram of injury. Leaves an earlier beginning.
3. That *aches* are taken apart for PSEA.
4. That the case is slightly misprogramed and needs INTENTIONS not attitudes as the attitudes are *after* the fact of an evil purpose in a psycho case. An R/S pc is trying to die ↓ (evil purpose) and the auditor is trying to make him live. ↑ This gives you an intention-counter-intention = Problem, so all such pcs are *problems* to audit and C/S.

See C/S Series 22, 28 Nov. 70, PSYCHOSIS.

So change the program to include Intentions as a type of attitude.

So we repair this failed chain headaches. We get the intentions in the head by an L&N list or we look up old ev purps run (were wrong or he wouldn't R/S still). We reprogram for *intentions*, not attitudes for reason of the R/S = Intention very strong to die. So pc won't get well until intentions handled.

Beware of a Wrong List.

Headache is common with *out-Int*.

We have to know before we go.

1. Assess:

- A. This headache is because of a misrun
went-in chain _____
- B. This headache is after some injury _____
- C. This headache comes from an intention. _____

2. We handle the best read. Use:

- A. = Int Ext Corr List
- B. = List somatics of injury
- C. = List Intentions to a BD F/N Item and R3R it.



Cleared the words to the Assessment in Step 1 of the C/S. Assessed and C read. Cleared the words to the L4B then listed “What intention does this headache come from?” to the BD F/N item “an intention to exteriorize,” which was run R3R Triple. The pc had real wins on the cogs and said after session that “having run that I’d really like to redo my Int RD.” LF. After exam the pc was still talking about Int and his headaches so the auditor took him back in and asked him if there was anything else he wanted to say about his headaches. The pc said except at death he has never really exteriorized, that the F2 of that chain made his head a lot clearer, says it’s cool now and finally that they are getting there. He was F/Ning on much of this.

Exam: TA 3.0–2.7, F/N, VGIs.

LRH Instructions for 2nd Program—13 Apr. 1972

Write for psycho = Intentions. Other person’s. Intentions of people towards people. Own Intentions.

Victories, wins, etc. (will be disasters).

Auditor’s Program—13 Apr. 1972

1. LRH C/S 13 APR. 72 (ABOVE).
2. COMPLETE HANDLING OF HIDDEN STANDARD (HEADACHE).
- 3a. ASSESS: WORK, POST, FLAG, THE SEA ORG, MARRIAGE, THE SHIP.
- b. LIST INTENTIONS CONNECTED WITH BEST READ. R3R TRIPLE TO F/Ning LIST.
- 4a. LIST INTENTIONS CONNECTED WITH AUDITORS, AUDITING, ETC. BUTTONS AND R3R TRIPLE TO F/Ning LIST.
- 4b. LIST “WHAT INTENTIONS HAVE YOU HAD IN AUDITING.” EXHAUST R3R TRIPLE.
- 5a. ASSESS WIN, VICTORY, ACHIEVEMENTS, GAINS, CONQUEST, TRIUMPH, SUCCESS, MASTERY.
- 5b. LIST INTENTIONS “THAT ENABLE HIM TO . . . ” AND EXHAUST BY R3R TRIPLE TO F/Ning LIST.
- 6a. ASSESS SENSATIONS, EMOTIONS, ATTITUDES, YOUR INTENTIONS, ANOTHER’S INTENTIONS, OTHERS’ INTENTIONS TOWARDS OTHERS, “YOUR INTENTIONS FOR . . . ” ON THE FOLLOWING: SELF, SEX, FAMILY, CHILDREN, GROUPS, NATIONS, MANKIND, THE WHITE RACE, OTHER RACES, PLANTS, ANIMALS, BIRDS, FISH, GROWING THINGS, ENERGY, MATTER, POSSESSIONS, PLANETS, STARS, GALAXIES, THETANS, SPIRITS, ART, MUSIC, GOD, INFINITY.



- 6b. LIST INTENTIONS BY BEST READ AND EXHAUST R3R TRIPLE TO F/Ning LIST.
7. ATTITUDES FROM EXPANDED GITA, CLEAR, ASSESS AND RUN R3R TRIPLE.
8. 2WC "GAINS FROM RECENT AUDITING."
9. OCA.

§

Auditor Comment and C/S—13 Apr. 1972

Your C/S done. Pc really *with* session, very interested—truly amazing change.

Proposed program written per your instructions.

1. Hav to F/N.
2. Assess: The Head, The Body, Gains, Expansion, Going OT.
3. List from best read and exhaust R3R Triple.
4. When hidden standard gone, go to step 3 of program.

LRH—13 Apr. 72

Very well done. (Brings in my VGIs. That was a slippery one and very well executed.)

Mark in the goal on the program to D/L later.

"Okay" on C/S.

Session—14 Apr. 72

Hav to F/N. "The Head" read on assessment. Assessed S, E, A, and I on the head and E read. Listed emotions connected with the head but pc said there aren't any now. Reassessed S, E, A, I and listed sensations. Ran one item from this R3R Triple, but pc had no interest in running the other item on the list. Reassessed S, E, A, I and listed intentions. Ran one item from this list R3R Triple, on the other items on the list the pc had no interest. Reassessed S, E, A, I and all F/Ned. Then on a Danger Assessment, ordered on all crew as part of a Danger condition, the pc, in answer to the question "Are you doing something harmful" said "Holding on to whatever is making me ill." Hav to F/N at end of session.

Exam: TA 3.0–2.75, F/N, VGIs.

Auditor Comment and C/S—14 Apr. 72

TA moving. Lively pc interest! Hot item on page 3 of Danger Condition Assessment. Program needs C/S okay.



1. Test out current Hav process of pc. If no longer increasing can squeeze, find a new one.
2. Hav to F/N.
3. List to BD F/N item "What intention would make you hold on to whatever is making you ill?" R3R Triple on item.
4. If not now handled, do L3 EXD on the area M5 1-80 to F/Ning list.
5. If not now handled, 2WC "What he wasn't able to do because of it." List all LF, BD items and R3R Triple times he was made to . . . , times he made another . . . , etc.
6. If not now handled, 2WC "What it got him out of doing." Handle as in 5.
7. If not now handled, 2WC "What it would cost to lose it," R3R Triple "Times he lost a . . ." on all LF, BD items.
8. When hidden standard blown go to 3 of 13.4.72 program and handle.

LRH-14 Apr. 72

Very well done.

"Okay" on C/S.

Session-15 Apr. 72

Hav to F/N. L&N'd "What intention would make you want to hold on to whatever is making you ill?" to BD F/N item "To not get too powerful so I won't do too much damage." This was then run R3R Triple. On checking if the "thing" is now handled the pc said "Feels good. I just realized where the last of what's left is, it's just me looking to see if it's gone!" The auditor then went to step 3 of the program, however the pc had no interest in running any of the intentions found from assessing the items and listing the intentions connected. The environment buttons were then reassessed and all F/Ned. All the buttons in step 4a of the program F/Ned on assessment so none were listed. On listing "What intentions have you had in auditing?" the pc gave "Handle my headache" LF but on checking for interest the pc said "No, it's handled." F/N, VGIs. On doing step 5 of the program the pc again had no interest and then ARC broke. On being asked for the ARC break the pc said, "I'm just protesting doing this action that we're on." F/N, VGIs. Then "Just don't want to really." R/S. And "Maybe something I don't want to look at." R/S. Then some havingness was run to F/N.

Exam: TA 2.2, F/N, VGIs.



Auditor Comment and C/S—15 Apr. 72

We blew the hidden standard!!

When we got on to the “win, conquest” area, pc start R/Sing and got protesty. TA froze then rose, so just destim’d it and got out. Looks very good otherwise. He sure didn’t want to know about the area.

1. Hav to F/N. Use Hav between items run.
2. Reassess all existing ExDn lists of Es, As, Ses, and Is and run anything runnable.
3. Continue from 6 of program.

LRH—15 Apr. 72

Very well done.

**It was too heavy. Be alert now for out-lists or out-Int.
(Ext-Int may be out.)**

Session—16 Apr. 72

Hav to F/N. Reassessed all the S, E, A, I lists after which the pc said “Head-ache completely gone now.” F/N, VGIs. The auditor checked for interest in running one item and the pc said no and the TA dropped to 1.9. The pc itsa’d further how it shouldn’t be called Dianetics and how great it is during which the TA went down to 1.6. The auditor then 2WCed inval and the TA came up to 1.8 at which point the auditor switched to Havingness which was taken to F/N. After this the pc originated and went on for some time about how he is exterior and his wins from recent auditing and more about exteriorization. On this the TA again went low and the auditor went to Havingness.

Exam: TA 2.2, F/N, VGIs.

Auditor Comment and C/S—16 Apr. 72

Got him to an F/N so he wouldn’t have a loss on it. Told him we’d get a new C/S to handle.

1. Clear and assess Int Correction list and handle.
2. Continue program.

LRH—17 Apr. 72

Well done by Exams. You should have continued the 2WC until the TA came up. Don’t chop a TA off low. This has not F/Ned on the 2WC.

The low TA goes low when the person feels overwhelmed. An out TR can do it. Usually it comes right on back up. You should have carried it on until it did. Don’t spook on a low TA and don’t end one off any more than you would a higher TA. Like on 2WC, the pc’s TA goes to 3.2. So you don’t stop. You F/N it.

C/S is okay.

F/N at start of session. Cleared words on the Int RD Corr list and assessed it. Handled a number of reads to F/N then on 2WCing “Do you just move back into the body and push against it?” the pc said “More than likely!” and went on giving all his think about exteriorization. Included was the statement “I got a lot of gain that’s been prevented by this thing. It’s a never really being totally outside.” At the end of the 2WC the pc cogged “It is a lost ability. No wonder it’s been a hangup.” The auditor then went to step 6 of the program but while assessing the pc originated that int has been handled but what he wanted handled was ext. He wants to be able to go ext. That there is no point in doing any ExDn as he isn’t hung up in it and that the only thing that invalidates it is that he can’t go ext with full perception. From here he itsa’d on to F/N. The auditor then ran Hav to F/N.

Exam: TA 2.0, loose, GIs. Statement: By-passed charge from last session.

The auditor took the pc back in and started an L1C which led to an L4B. On this, “Have you thought of items that you did not put on the list?” read and the pc said that on the 2WC done in the session he thought of something that he didn’t say and the thing was “to put force into the body,” F/N. The L4B and L1C then were finished up.

Exam: TA 2.4, F/N, VGIs.

Auditor Comment and C/S—17 Apr. 72

Daring auditor rides wall of death to bring home bacon. (N.Y. Times 18 Apr 1972)

Pc has a *new* hidden standard!

1. Hav to F/N.
2. R3R Triple (if interest) the purpose “To put force into the body.”
3. Assess: “You are prevented from exteriorizing because of:
 - (A) A misrun went in chain
 - (B) An intention
 - (C) An opposing intention
 - (D) Times it was dangerous to leave
 - (E) Times it was dangerous to go out.
4. Handle
 - (A) With an Int Corr List
 - (B) By listing “What intention would prevent you from exteriorizing?” to BD F/N item R3R Triple.



(C) By listing “What intention would oppose ‘an intention to exteriorize’?” (previous item pc gave) to BD F/N item. R3R Triple.

(D) R3R Triple.

(E) R3R Triple.

Handle (A) first if reading, then by biggest read.

5. If hidden standard not blown, assess Cl VIII C/S list of “Exteriorization, death, leaving, etc.” Triple assess for SEAs and exhaust.

LRH—17 Apr. 72

Very well done

“Very okay!” on C/S.

Session—18 Apr. 72

Hav to F/N. The pc was interested in running “To put force into the body” and it was run R3R Triple. Did the assessment in step 3 of C/S and (C) and (E) read. (E) was run R3R Triple. The question for (C) was listed to the item “The intention to interiorize” BD F/N, which was run R3R Triple. On resuming session after a break the pc mentioned more gains he’s been having. The auditor ran some Havingness to F/N and then asked the pc if “the thing on Ext now handled?” to which the pc replied “I reckon it is.” F/N, VGIs.

Exam: TA 2.4, F/N, VGIs.

MO Report—18 Apr. 72

Off MO lines. Totally cool and well.

Auditor Comment and C/S—18 Apr. 72

A product!!!

1. *Exams:* Attest ExDn Illness Handling (“Is your chronic illness now gone?”)
2. Complete program.
3. New OCA.

LRH—18 Apr. 72

Hurrah! Very well done!

“Okay” on C/S.

Declare—19 Apr. 72

Exam: TA 2.25–2.2, F/N, VGIs.

SUCCESS STORY

Is my chronic illness handled? It is indeed.

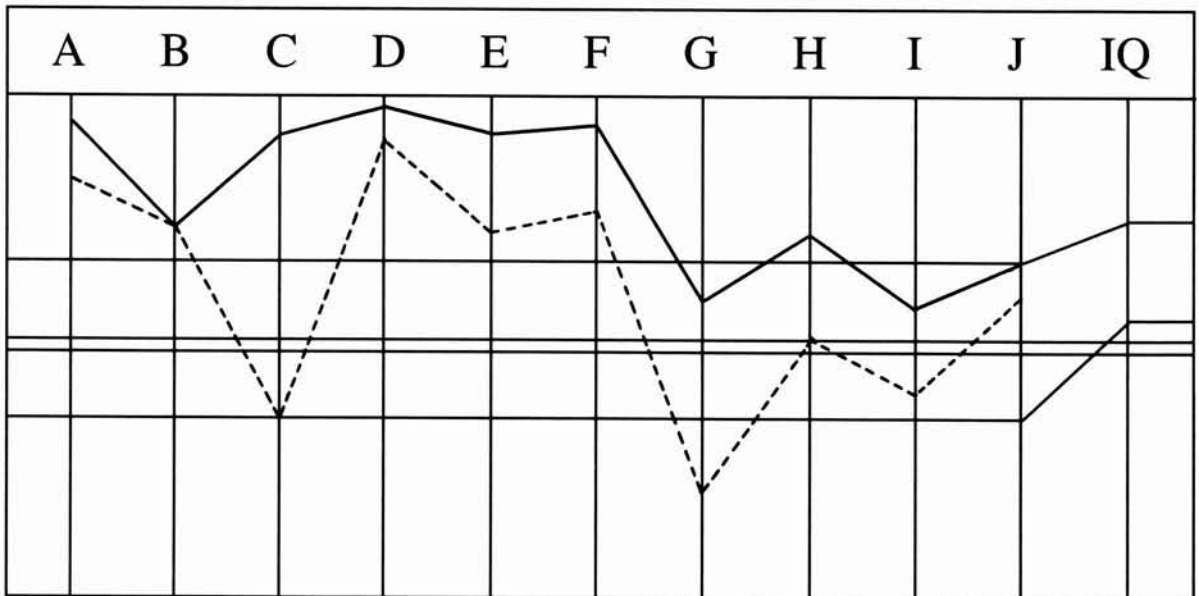
I've had it going more eons than I can easily remember. And now it's gone. No more, finished. Handled. And it feels great.

Thanks to my auditor for the application. Thanks to the Commodore for the Tech.

Session—19 Apr. 72

Hav to F/N. Did steps 6 and 7 of program but on all reading items the pc said he had no interest and F/Ned.

Exam: TA 2.3–2.2, F/N, VGIs.



OCA
19 APRIL 72

Auditor Comment and C/S—19 Apr. 72

See success story, OCA. Pc now in session, comm much straighter. Out of session, pc talked of “tremendous number of things he was no longer stuck in.”

1. Hav to F/N.
2. 2WC gains from recent auditing.



LRH—19 Apr. 72

Very well done

Session—20 Apr. 72

Hav to F/N. The 2WC gains from recent auditing. On the 2WC said such things as “I’m well; I’m active; I’m going to exercises; feel fit; heart’s okay; I’ve shifted in relation to my body; I can now exteriorize—it’s not a hassle; there’s nothing that can’t be handled by auditing.” The pc was F/Ning throughout the 2WC.

Exam: TA 2.25, F/N, VGIs.

Auditor C/S—20 Apr. 72

1. Exams: Declare? Theta Clear.
2. D of P: R-factor, next step is to complete OT 6.
3. Advanced Courses: Complete OT 6.

Case Note

The above C/S was done and then after completing OT 6 the pc was C/Sed to have ev purps found in earlier auditing run R3R Triple. When this action was taken up the pc had no interest in running any of the ev purps so none of them were run. He said he was doing great. From this point the pc was programed for some other actions and went off Expanded Dianetics lines.

LRH Final Note:

Hidden behind all the effort to get the case moving was a completely untouched Drug Rundown. Since then the No Interest way of bypassing a case has been discovered, in part because of this case.

This pc was well when completed but not same and he later blew. The no interest he kept putting out on items defeated a full recovery. A great many evil purposes were left unrun, the listing questions (listing a significance from a significance) and failure to R3R drugs, bypassed the basic case. He got well, he didn’t become sane. To repair and attain full recovery all “no interest” items would have to be run now.

CASE WAS SIMPLY INCOMPLETE.

See also Expanded Dianetics Series 23, ExDn Case B, HCOB 17 July 74.

L. RON HUBBARD
Founder



HCO BULLETIN OF 17 JULY 1974

Remimeo
Expanded Dianetics
Auditors
C/Ses

Expanded Dianetics Series 9-1

ExDn CASE B

Ref:

HCOB 15 Sept. 72

Expanded Dianetics Series 9
EXPANDED DIANETICS CASE B

Further data on Expanded Dianetics Series 9.

On further data the failure of this case was due to:

1. PTS to friend of wife who was violently invalidative. He roller-coastered = PTS. The PTS scene should have been handled prior to auditing but was not known or suspected at the time.
2. This case had been a drug addict and was married to a drug addict who had been a prostitute and who persuaded him back on drugs. The Drug Rundown "no interest items" should have been run and he should have been cleaned up on drugs before beginning ExDn. It has been proven out time and again that when a very full and complete Drug Rundown is not done, pcs do not succeed with any other type of auditing including Expanded Dianetics.

FURTHER NOTES

Further research has shown that headaches are almost invariably an Exteriorization-Interiorization problem. This research case should have had his Ext-Int handled fully.

These items added to the research program, before any others, would have brought success:

- i. Handle Ext-Int by repair or rundown.
- ii. Handle any out-lists L4B.
- iii. Handle PTS situation fully and rapidly.
- iv. Complete Drug RD by culling all "no interest items" and running them.

Further repair of this case would include the above but would add:

- v. Do an L4B on intentions lists to be sure no lists are out and repair.
- vi. Do R3R on all reading evil intentions whether pc interested or not.

SUMMARY

Data gained from running this Case B has been of great assistance in handling other cases since the faults found were not repeated.

Hundreds, probably thousands of cases are now winning on ExDn with permanent gain. This is due to using fully the developed tech with full skill.

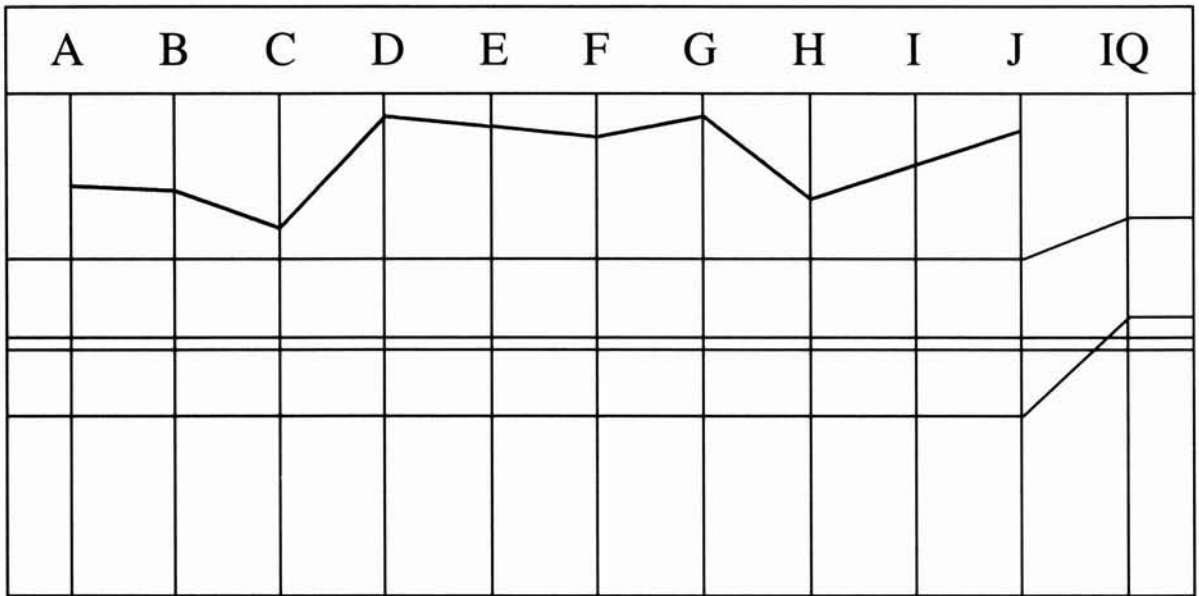
L. RON HUBBARD
Founder



Remimeo
 ExDn Course
 ExDn Auditors
 ExDn C/Ses
 ONLY

Expanded Dianetics Series 10R

EXPANDED DIANETICS CASE C



OCA-12 Jan. 71

CASE NOTES

The pc's past auditing included quite a bit of Dianetics, Grades 0 and I Expanded, Grades II, III and IV Triples and Power. The pc did Solo through OT III Expanded but had some difficulty. Other auditing included LX Lists, GF 40X handling, the PTS RD and some-upper level Flag rundowns where some ev purps were found and date/located.

The pc had had no Drug RD, but had a drug history.

In the middle of March 1972, the pc became quite ill and a week later it was found he had hepatitis of a sort that wasn't contagious.

In the beginning of April the pc received a C/S Series 53, Green Form and a Prepcheck on stomach, body, girlfriend, establishment and Flag which the pc was winning from.

The pc had been off duty since late March and had a lot of post trouble before the illness and had stated he didn't want the post. He had a reputation as a joker.



EXPANDED DIANETIC SETUP PROGRAM

10 Apr. 72

Currently ill in bed. To be set up for Expanded Dianetics. First thing would be to get him out of bed and then to handle misunderstood words.

0. TOUCH ASSIST TO F/N, DAILY UNTIL MO OKAYS TO GET UP.

“0a. HCO PL 9 APR. 72, ETHICS DANGER ASSESSMENT.” LRH

0b. HAV BEFORE AND AFTER EACH SESSION.

1. WHEN UP—CLEAR ALL WORDS IN RUDIMENTS QUESTIONS AND WCCL (WHAT IS THE DEFINITION OF . . .?).
2. ASSESS WCCL AND HANDLE TO F/N LIST.
3. CLEAR ALL WORDS ON 8RR (M1 LIST).
4. ASSESS AND HANDLE M1 TO F/NING LIST.

“4a. PTS CHECK” ADDED BY LRH ON 19.4.72.

5. TO ExDn Program.

§

LRH—10 Apr. 72

Okay on program.

Note addition. He’s in a Danger Condition actually.

Sessions—11 Apr. 72 through 14 Apr. 72

The pc received daily Touch Assists. Each was taken to F/N, Cog, VGIs and F/Ned at Exams.

Auditor comment and C/S—14 Apr. 72

Pc went fine. He has started to take more pride in his appearance and is even doing a bit of studying in bed now. (Before he just slept or read paperbacks.) His liver area doesn’t hurt anymore. MO is going to talk to him to see how he feels about getting up.

1. Onto step 0a of program.

C/S—14 Apr. 72

Very well done. C/S okay if pc out of bed. Otherwise continue Touch Assists.

Session—14 Apr. 72

Twenty reading items from HCO PL 9 Apr. 1972 ETHICS DANGER ASSESSMENT, were taken to F/N. The pc had wins doing this. On questions asking for overts the pc mentioned having written up all the this lifetime

overts he could think of but that there must be some from earlier lives he just can't see. None were gotten. The pc's itsa also indicated a very roller-coaster history on posts.

Exam: 2.25, F/N, VGIs.

No C/S

MO Report—15 Apr. 72

Tired from his first real work but VVGIs for the first time for weeks.

Auditor Comment and C/S—18 Apr. 72

As no C/S on this and I want to get started on this guy now, I wish to proceed with next step of program.

1. Clear all words on ruds and WCCL.
2. Assess WCCL and handle to F/Ning list.

C/S—18 Apr. 72

Okay.

Session—19 Apr. 72

Hav to F/N. Cleared words for ruds and most for WCCL.

Hav to F/N.

Exam: TA 2.7, F/N, VGIs.

Auditor Comment and C/S—19 Apr. 72

Going fine. Very fast on definitions. Cheerful.

0. Hav to F/N.
1. Finish clearing words on WCCL.
2. Assess and handle WCCL.
3. Clear, assess, handle W/C Series 8RR.
4. End on Hav to F/N.

LRH—19 Apr. 72

Very well done.

This case roller-coasters like mad. Note 4A on program.

Session—20 Apr. 72

Hav to F/N. Finished clearing words on WCCL. Assessed it once, handled reads, reassessed and it F/Ned. Cleared the subjects on the 8RR. Did M1 Word Clearing to F/Ning list. Hav to F/N.

Exam: TA 2.8, F/N, VGIs.

Auditor Comment and C/S—20 Apr. 72

Doing well. F/Ning list on WCCL and on M1.

1. Declare: M1 verification complete.
2. To D of P for PTS check, handle as necessary.
3. Program for ExDn.

LRH—20 Apr. 72

Very well done.

“Okay” on C/S.

Declare—21 Apr. 72

Pc attests with F/N, VGIs.

SUCCESS STORY

Method 1 was great but some passing time brought up other words and the verification handled these and I now have actual control and regained abilities in a subject I never bothered to study this lifetime.

PTS Check—22 Apr. 72

During the check the pc said he wasn't PTS, that he was doing fine and that it was the body that was doing poorly. A lot of data was gotten but not the PTS situation. The D of P concluded “He is not PTS Type A or Type 1.”

LRH—23 Apr. 72

Not accepted.

D of P interview not okay.

Merely failed to find it. Redo interview.

He's been *sick*, incapable and is terrified of past crimes on track.

He says he's broken off with *everybody*.

D of P's cue should have been to query just this. He has NOT formally disconnected by the book. Just went into hiding.

Find out who amongst all these was antag or, in any event, find the SP group, person or thing.

For instance, even my slight data on him shows him PTS to the US Navy.

2nd PTS Check—23 Apr. 72

The D of P found a recent senior was a PTS terminal who was being chronically restimulated in PT by other terminals and then that there were some earlier terminals before that senior. The D of P concluded “He is PTS and realized it too for the first time.”



LRH—24 Apr. 72

Excellent. Thank you.

Program this for PTS, disconnect and RD.

PC Wrote a disconnection letter—3 May 72.

§

FURTHER EXPANDED DIANETICS SETUP PROGRAM

6 May 72

PTS disconnect written. Has had PTS RD Jan. 72. D of P interview in April 72 has uncovered new terminal on case:

1. 2WC “ATTENTION ON” TO F/N.
2. R3R TRIPLE AND RUDS AND OVERTS ON TERMINAL IF KNOWN BEFORE THIS LIFE.
3. PTS CORRECTION LIST TO F/NING LIST.
4. ATTEST AND PROGRAM FOR EXDN.

Auditor C/S—6 May 72

PTS RD Addition needed on new terminal and Correction List.

0. Clear words to PTS RD.
1. 2WC Attention On to F/N.
2. R3R Triple and Ruds Triple and Overts Triple on new terminal per PTS RD tech.
3. Assess and handle PTS Correction List to F/Ning list.

Session—13 May 72

Cleared words in step 0 of C/S. On 2WC pc feeling out of comm with other people on ship, not close to anyone. This was taken earlier-similar to F/N. On step 2 the terminal wasn't known before this life so it wasn't run. The PTS RD Correction List was assessed. On the third assessment the auditor got a tick on “There were list errors” but didn't check to see if it developed into a larger read. The auditor went on and handled other reads. On the question “It can't be handled anyway” which read with a sF the pc said, “Has to do with exterior bit we went through before. I get downtone every now and then. I want to be fully exterior with full perception.” Each read that came up on the assessments was taken to F/N but the list didn't F/N.

Exam: TA 2.0, F/N, VGIs.

Auditor Comment and C/S—13 May 72

Doing okay. List has not F/Ned, may have attention on something.



He has a hidden standard of long duration in going Ext with full perception—since he was a child.

1. Fly each rud.
2. R-factor “We need to take the PTS Correction List to an F/Ning List.”
3. Assess and handle to F/Ning list.

LRH—13 May 72

Well done.

You don't fly ruds over an out-list. Int—lists—ruds is the only handling sequence there is. Don't alter sequence.

Use Suppress and Inval on the list and if any trouble do an L4B.

C/S otherwise okay. (Crossed out step 1 of the auditor's C/S.)

Session—16 May 72

Gave the pc the R-factor then assessed the PTS Correction list. “You still feel PTS” read with a Fall. To this the pc said “I'm not a potential trouble source—feel blowy occasionally and worthless—I'm not feeling PTS.” This was 2WCed to F/N. “It can't be handled anyway” read and the auditor didn't have the PLs that were to be Method 4 word cleared per the instructions for that item so ended session after 2WCing it to F/N.

Exam: TA 2.0, F/N, VGIs.

Auditor Comment and C/S—16 May 72

This was a little silly. I had to end off as didn't have the materials to M4 in the room.

He isn't PTS—he just feels “blowy and worthless.”

1. M4 2 PLs.
2. D of P interview: *Locate* the person or place.
3. Handle any found.
4. PTS Correction List to F/Ning list.
5. Can't-Have RD.

LRH—16 May 72

Very well done.

Okay on C/S.

Session—17 May 72

M4ed HCO PL 23 Dec. 65 and HCO PL 5 Apr. 72.

Exam: TA 2.0, F/N, VGIs.

MAA PTS Check—19 May 72

The pc comes up with his brother as a PTS terminal. The MAA gave him a handling of getting in better comm with his parents. The pc had already disconnected from his brother.

Exam: TA 2.0, F/N, GIs.

PC Originates to D of P—19 May 72

Says that he lied throughout the PTS check he just had and heavily asserts that he is not PTS.

Auditor Comment and C/S—20 May 72

MAA PTS check came up with “brother.” The pc comes to D of P and says it was all PR.

1. 3 May PL including full R-factor.
When full formula written up—
2. Check “your brother” for known before this lifetime. If so do PTS RD and Can’t-Have on it.
3. If not do PTS Correction List to F/N list. Use Suppress and Inval each line if needed.

LRH—20 May 72

Boy, I’ve seen PTSES before but seldom as much as he is. Probably doesn’t know the words.

“Okay” on C/S.

Session—25 May 72

Did steps 1 and 2 of 3 May PL. During step 2 the pc started protesting unnecessary actions saying word clearing has been unnecessary and the PTS handling recently has been unnecessary. The protest was taken E/S to F/N. When step 3 was started the question “What out-ethics situation are you involved in?” read on clearing but TA went low when the pc said “I’m not involved in any out-ethics situation, don’t expect anyone to believe me.” The pc continued to itsa and it was taken E/S to an incident where the pc was suppressed by a court-martial on which a current Scientology executive was then presiding. This went to F/N.

Exam: TA 2.0, F/N, VGIs.

Auditor Comment and C/S—25 May 72

The L&N on 3 May PL was clean, but a lot of BPC and TA sank on “won’t believe me.” This was E/S itsaed to F/N and pc *very* happy.

The incident of overwhelm coming off was a whole track court-martial with (name of senior exec) as one of the officials. Pc states he has had run-ins with her and is scared to death of her and is PTS “to that incident.”



1. PTS RD on that terminal.
2. Can't-Have RD on all PTS terminals run to date.

Session—26 May 72

R3R and Triple ruds and overts on the senior executive terminal, pc VVGIs. Checked for any other PTS terminals or places and pc said “no” F/N. Ran the can't-have/enforced-have steps of the PTS RD on 9 terminals.

Exam: TA 2.0, F/N, VVGIs.

Auditor Comment and C/S—26 May 72

Went very well. TA went low on R3R and came up. Now PTS RD is complete, I think.

1. PTS Correction List to F/Ning list.
2. Declare Expanded Stability RD complete.

LRH—26 May 72

Very well done.

“Okay” on C/S.

Session—27 May 72

F/N at start of session. The PTS Correction List was assessed and two reads taken to F/N and then it was reassessed and F/Ned.

Exam: TA 2.3, F/N, VGIs.

Auditor Comment and C/S—27 May 72

PTS Correction List F/Ned.

Has hidden standard.

1. Declare Expanded Stability RD complete.
2. Start Sanderson RD with:
 - A. L&N “What intention would prevent being exterior with full perception.” R3R Triple.
 - B. L&N intention “another towards you” (F2) R3R Triple. Then F3.
 - C. When above done, 2WC “What do you really want handled?”
 - D. L&N Triple intentions and R3R on any BD area.

LRH—27 May 72

Very well done.



Declare—28 May 72

Pc attests with F/N, VGIs.

SUCCESS STORY

So smooth, certainty and more. A rundown with thanks that are due to our wonderful Commodore to whom none of this is new. Thank you, Sir.

§

EXPANDED DIANETICS PROGRAM 27 May 72

PTS now handled and declared.

1. SANDERSON RD (EXTERIOR WITH FULL PERCEPTION IS A HIDDEN STANDARD).
2. PT ENVIRONMENT HANDLING.
3. AUDITORS, AUDITING, ETC., HANDLING.
4. EMOTIONAL WHITE FORM AND HANDLE.
5. ANY EV PURPS R3R.
6. OCA AND PROGRAM.

Session—28 May 72

F/N at start of session. Did the L&N in step A of C/S to the item “to have.” This item was run R3R Triple.

Exam: TA 2.2, F/N, VGIs.

Auditor Comment and C/S—28 May 72

Went fine.

Needs the other two flows of L&N and R3R Triple.

1. F2 L&N intention prevent exterior with full perception. R3R Triple. Then F3.
2. 2WC “What do you really want handled?”
3. BD areas, L&N intention Triple and R3R Triple.

LRH—28 May 72

Very well done.

Session—29 May 72

F/N at start of session. L&Ned “What intention of another towards you would prevent being exterior with full perception?” to the item “to keep me here.” This was run R3R Triple. The F3 L&N question didn’t read so wasn’t listed.

Exam: TA 2.25, F/N, VGIs.



Auditor Comment and C/S—29 May 72

Went fine. The F2 on R3R was “none.” The F3 on L&N was clean. Pc doing fine and very happy.

1. 2WC “What do you really want handled?”
2. Sanderson RD handling.
3. Repeat to no hidden standard.
4. 2WC PT environment.
5. Triple assess and R3R reading areas.

LRH—29 May 72

Very well done.

Session—30 May 72

F/N at start of session. The 2WC was taken to F/N. On the 2WC the following read: Exteriorization F, Be an OT again F, Being able to get around F, My perception sF. In doing the L&N for these, 2 of the listing questions didn’t read so weren’t listed. On another it was found to be an unnecessary action and on “What intention would prevent being able to get around?” the item “to stay in one place” was gotten. This was run R3R Flows 1 and 2.

Exam: TA 2.25, F/N, VGIs.

Auditor Comments and C/S—30 May 72

Doing fine in spite of slight session interruption. Needs 3rd Flow of that chain run.

1. F3 of intention to stay in one place.
2. Other 2 flows of L&N on intention would prevent being able to get around. Each item R3R Triple.
3. 2WC “What hasn’t been handled?”
4. Sanderson RD handling.
5. When above all complete 2WC PT Environment, Triple assess reading areas, R3R.

LRH—30 May 72

Well done.

Session—31 May 72

Rud to F/N. On F3 of intention to stay in one place the pc didn’t have an incident, F/N. The L&N questions in step 2 of the C/S didn’t read so weren’t listed. Then on the 2WC in step 3 the pc said “eyesight.” This was listed to



the item “to protect others from myself,” which was run R3R Triple. The L&N questions for Flows 2 and 3 didn’t read so weren’t listed. Then what hasn’t been handled was again 2WCed and the pc gave the same things given previously.

Exam: TA 2.1, F/N, VGIs.

Auditor Comment and C/S—31 May 72

Doing fine. But he hasn’t “made” his laudable hidden standard of “ext with perception.” Says the charge is off it but still wants to do it.

Seems to me he is sitting at the *end* of a problem—the *solution* of deciding to be Ext with full perception.

If so, intentions/prevent would only get the other half of the *later* problem and not the earlier one.

If so, the suggest would be:

1. L&N “What problem might being ext with full perception be a solution to?”
2. L&N “What intention of yours is connected with (item)?”
3. R3R Triple.

LRH—1 June 72

You’re trying to run 3GAXX and calling it ExDn.

All these prevents on significances. You’ll spin him.

You are really only correctly ExDn if you run intentions on TERMINALS.

You better get all cleared up on this before auditing him again. I don’t think you ever read or studied the Sanderson RD.

There is *such* a thing as a standard action. It’s done the way it’s done.

We’re not auditing in Keokuk on hunches and alter-ises. This is Flag.

You keep this going and you’ll be doing R2-12.

The standard way to handle a hidden standard (which is not just a physical or mental difficulty but one by which the pc measures his case gains.)

The Sanderson RD is a Wants Handled or Hasn’t Been Handled. Not a hidden standard which by the definition of its words is a case measurement thing used secretly by the pc.

We will admit this is a hidden standard. It’s different than intentions behind somatics.

To convert this to ExDn R3R:

1. 2WC to F/N.



2. L&N “Who or what would want to be Exterior with full perception” (this gets it to a terminal).
3. L&N “What would be the intention of (*item found*)”.
4. R3R Triple on intention found. (If it goes “me” for 2 and back to “Want to be Ext,” drop it as it will run late in the engram like in Ext.)
5. Hav.

Session—1 June 72

ARC break over being threatened with going to the DPF if he didn’t straighten up. Pc asserts he is upstat and justifies his mistakes. The ARC break was taken to F/N. On listing in Step 2 the item was “me” and in Step 3 “Want to be Ext” so the auditor ran havingness and ended.

Exam: TA 2.1, F/N, VGIs.

Auditor Comment and C/S—1 June 72

Well, it did just what you said it might—so I dropped it.

On with ExDn.

1. PT Environment 2WC. Triple assess and R3R.
2. C/S-6 list, assess and R3R.
3. Emotional White Form and handle.

LRH—1 June 72

Well done. We’ll try another basic approach.

1. 2WC to F/N.
2. 2WC “What *physical* situation do you use to measure case gain by?”
3. Get what it is. Some BD item. Use same phrasing he uses in doing L&N.
4. L&N “What intention is connected to (item in 2)?” (If he comes up with the same Ext thing, run it R3R and watch it—be sure to call E/B.)
5. Hav.

This is auditing by basic definition.

Session—2 June 72

F/N at start. Did the 2WC in Step 2. The pc said he woke up feeling blowy again and not feeling worth anything. This was taken E/S to F/N. Then back on the 2WC the pc came up with the BD item “Things not getting clearer.”



This was L&Ned to the intention “Not wanting to confront.” Havingness was then run to F/N.

Exam: TA 2.4, F/N, GIs.

Auditor Comment and C/S—2 June 72

C/S done. Mid-session came up with M/W/H of feeling blowy, E/Sed to F/N, VGIs.

Then got hidden standard stated and L&Ned to item. Not R3Red yet.

1. Rud if no F/N.
2. R3R intention found.
3. 2WC “Is there any other physical situation by which you measure case gain?”
4. Repeat hidden standard handling if so.
5. If not, PT Environment. 2WC and Triple assess R3R.
6. Assess C/S-6 List and Triple assess. R3R Triple.
7. Emotional White Form and handle.

LRH—2 June 72

Very well done.

Session—3 June 72

F/N at start of session. Ran the item “Not wanting to confront” R3R Triple. Checked the 2WC in Step 3 which F/Ned on checking. The PT Environment 2WC was taken to F/N. On it 9 areas read. On these, attitudes, emotions, sensations and intentions were assessed then the best reading one was listed from the area, i.e. what attitude is connected with “the ocean.” Then those items listed which read and had pc interest were run R3R Triple. From this there were three items run R3R in the session. Then the C/S-6 List was assessed on which “secondaries” and “case gain” read. However when A, E, S, I were assessed on these none read and the pc said it was an unnecessary action on each, F/N.

Exam: TA 2.2, F/N, VGIs.

Note from Pc—3 June 72

The pc wrote up to his seniors some overts and omissions on post and told them if they wanted to put him on the DPF to please give him a Comm Ev first. He also mentioned earlier misuse of ethics on him on other posts and that he doesn't know why his auditing is going in circles. His senior passed it on to the C/S.

Auditor Comment and C/S—3 June 72

All PT Environment 2WC items handled. Last intention run.



He wrote up the note before the session but I didn't get it until after. May still have some ruds there.

1. Triple ruds "on post" and overts. Get it *all* off.
2. Emotional White Form.
3. R3R Triple.

LRH-4 June 72

Well done.

C/S is incorrect, way off the mark. Case had NCG on Sanderson RD. Out-ethics. You are about to start a major step (White Form Emotional) on a pc whose ethics are out. Ethics go hand-in-hand with PTS RDs so 3 May PL comes before or after it.

This is one of your "In the org SPs" in that he has only 1 SP who's in the org. Yet the US government and Navy smashed him. Means a wildly PTS OUT OF VALENCE person on a wrong flow. The "SPs are in the org," get it? So he's outside the org criticizing the org so . . .

Learn to audit-C/S cases by fundamentals not rules or orders. You would have missed this product a mile. He's still so PTS he's out of valence and in an enemy valence. Those overts listed prove it.

Requires a fast change of program. I wondered where this case was at. Now I know. And so should you have.

R-factor: The next thing on your program is a 3 May 72 PL.

1. 2WC "What do you have to say about that?"
2. R-factor: You are in Danger due to omissions.
3. Step 1.
4. Step 2 WC.
5. Step 3 L&N to BD F/N.
6. R3R Triple on item.
7. Step 4 L&N to BD F/N item.
8. R3R Triple on item.
9. Tell him to write up formula.



PTS to org terminal only. Has out-ethics on post. PTS RD “complete” but no real item found.

1. LRH C/S 4 JUNE 72.
 - 1A. TRIPLE RUDS ON POST.
2. LOOK UP EVERY UNHANDLED (R3R) EV PURP. INCLUDE THOSE LOCATED AND DATE/LOCATED. USE THESE. R3R TRIPLE. (DON'T RUN ONES TWICE.)
3. L10 MULTIPLE FLOW EV PURPS STEP.
4. R3R TRIPLE.
5. PTS CORRECTION LIST. ANY ADDITIONAL AND CAN'T-HAVE.
6. PRIOR CONFUSION TO BEGINNING TO GOOF. FIND IT AND R3R IT TRIPLE.
7. OCA.
8. TO PROGRAM. INCLUDE METALOSIS.

Session—4 June 72

Gave the pc the R-factor then did the 2WC to F/N. Then gave the pc the R-factor in step 2 and the pc said he agreed. Next did steps 1 and 2 of the 3 May PL. On step 4 of the 3 May PL the item found was “out-security.” When the auditor put it into R3R the pc said he had no charge or incidents so it wasn't run. Then the L&N on step 4 of the 3 May PL was done to the item “Betrays Scn or Flag.” Again the pc could find no incidents so the R3R wasn't run. The auditor then went over the formula with the pc, to F/N.

Exam: TA 2.8, F/N, VGIs.

Auditor Comment and C/S—4 June 72

Two L&Ns went fine and got to the bottom of big W/H of “out security.” Seems his family and pre-SO life connections have bumped into him in this area and he's been suppressing the situation so he won't have to leave Flag.

But the “discipline” and “firm policy” steps come out with the solution to be transferred off Flag!

Not a real ethical handling and possibly still an attempt to remove his “threat” from the group by departing. It seems a little off to me.

Maybe he's running from one somebody in particular. What'll get that? Also the “no incidents” on the R3R seems a little funny.

1. 2WC to F/N.
2. “Last session” ruds and W/H and overt.



3. "On posts" Triple ruds.
4. All ev purps R3R Triple.

C/S—4 June 72

Well done.

Your C/S omits the fact it was a listing action you did.

1. L4B on 1st list of last session. If new item check for R3R then redo 2nd list. If 1st list item okay L4B on 2nd list.
2. If all okay continue program.

LRH—4 June 72

Well done by Exams.

I can't read W/Ses.

Okay on new C/S.

Session—7 June 72

An L4B was done on each list and the items were found to be correct. Ruds were done triple "on posts" but ran shallow with the pc often coming up with "nothing on that." Then all ev purps found were checked but the pc had "no interest" in running any of the items.

Exam: TA 2.3, F/N, VGIs.

Auditor Comment and C/S—7 June 72

3 May PL items correct.

All ev purps found checked for interest—all "no charge", F/N, VGIs.

1. L10 Multiple Flow, ev purps.
2. R3R Triple.
3. In session 2WC for any other PTS terminals or places. Any additional Can't-Have.
4. When all of 3 handled, 2WC time beginning to goof and get prior confusion stated. R3R Triple.

LRH—7 June 72

Very well done.

Okay on C/S.

Session—9 June 72

Rud to F/N on the L&N question for a Flow 1 ev purp there was no read. L&N for F2 ev purp was done to the item “to rape them.” This was run R3R Triple. After this the pc originated he had a complete shift of viewpoint, that for the last 3 days he has wanted to blow and that running that last one has completely changed him. Says he has finally found what he has been looking for for 8 months.

Exam: TA 2.1, F/N, VGIs.

Auditor Comment and C/S—9 June 72

Doing great. Complete reversal and recovery from blowy scene.

1. Rud if no F/N.
2. Complete last C/S.

C/S—9 June 72

Very well done!

We have him now.

C/S OK.

NOTE: At this point the C/Sing of the case was turned over to the newly appointed ExDn C/S.

Session—11 June 72

F/N at start of session. The listing question didn't read for the Flow 3 ev purp so no list was done. Then the 2WC for other PTS terminals was done but the pc F/Ned on all the various wordings of the question. Then the time the pc started to goof was 2WCed and the prior confusion of the “Confusion on what was supposed to be done” was found. This was then run R3R Triple.

Exam: TA 2.25, F/N, VGIs.

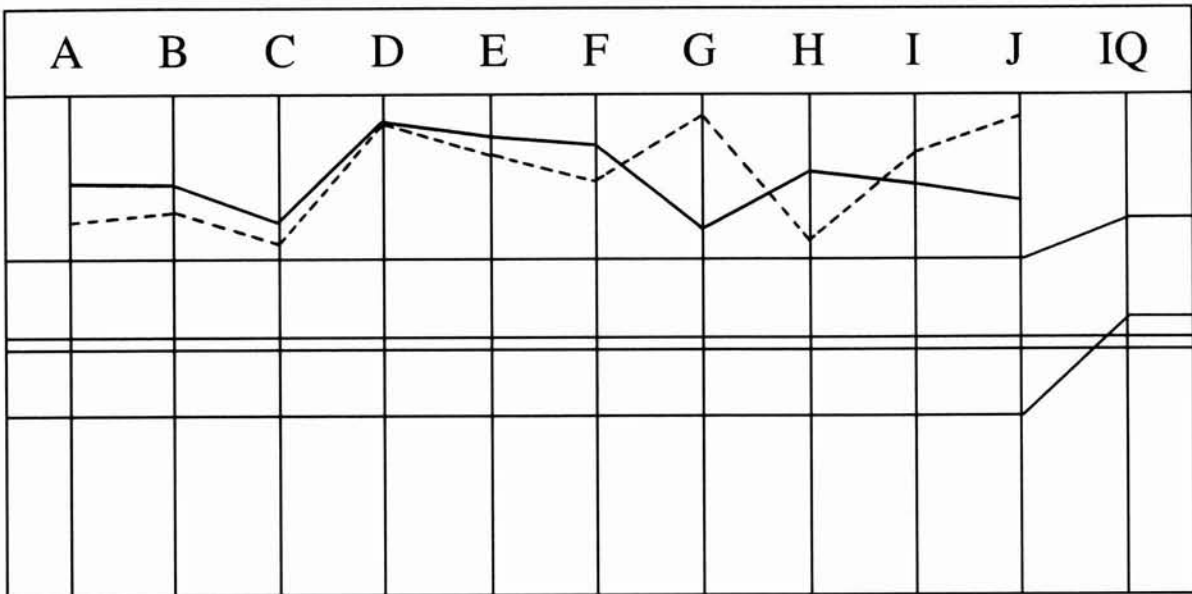
Auditor Comment and C/S—11 June 72

Clean on Multiple Flow ev purps now—big gains from F2—and on PTS areas.

The first “prior confusion” he came up with was “why I was sick” which was an end of incident item, so I located one before he got sick and R3Red it Triple.

1. OCA.





OCA—12 June 72

C/S—13 June 72

May well be complete. OCA up, no longer ill, on 9 June 72 blew out of his desire to leave.

D of P

1. Interview on recent auditing/anything left to handle. Check also how he feels about his new post.

D of P Interview—13 June 72

Checked how he was doing, anything unhandled and his new post and the pc was VGIs with a persistent F/N throughout.

Exam: TA 2.4, F/N, VGIs.

C/S—13 June 72

1. Declare Expanded Dianetics.

Declare—13 June 72

Pc attests with F/N, VGIs.



SUCCESS STORY

When the Commodore handles someone he handles the hell out of them, and the hell that came out of me was cracked by fantastic auditing.

I've had more case gain than I even imagined possible. Thank you, Sir.

Case notes

Like Case 8 this case was well when completed and had had fantastic gains, but many ev purps remained on the case. The pc did well for a couple of months but then fell on his head. At that time a full FES was done and the following program was written.

Program—4 Aug. 72

0. Pc to DPF.
1. Correct or verify *all* lists earliest to PT.
2. C/S 53RC to F/Ning list.
3. Full Drug RD. Handle any items not run by reason of “no interest.”
4. Run all ev purps already found.
Check for read, Suppressed, Invalidated. If read run regardless of “interest.”—LRH
5. Emotional stress White Form. Include getting any reading treatment, illness, occupation (e.g. Navy) and AESIs on it.
Has heavy grief.—LRH
6. LX3, 2, 1.
(Pc should by now be in valence, if not insert further emotion handling.)
7. PT Environment 2WC for *people*. Three way ev purps listed and R3R Triple.
8. 2WC progress.
9. OCA. Reprogram to complete Expanded Grade I.

C/S note to LRH—5 Aug. 72

Dear Sir,

I have FESed the entire folder. I have proposed a program which should handle for your okay.

LRH—5 Aug. 72

Made the two notes on the program.

Okay on program, see noted items.

Final note

This program was started but not completed before the pc got into serious ethics trouble.

This case shows the importance of having a completed Drug Rundown before ExDn and the need for handling all the evil purposes on a case and really completing it on ExDn.

The resolution of this case is the above program and really ensuring it is complete on Expanded Dianetics.

L. RON HUBBARD

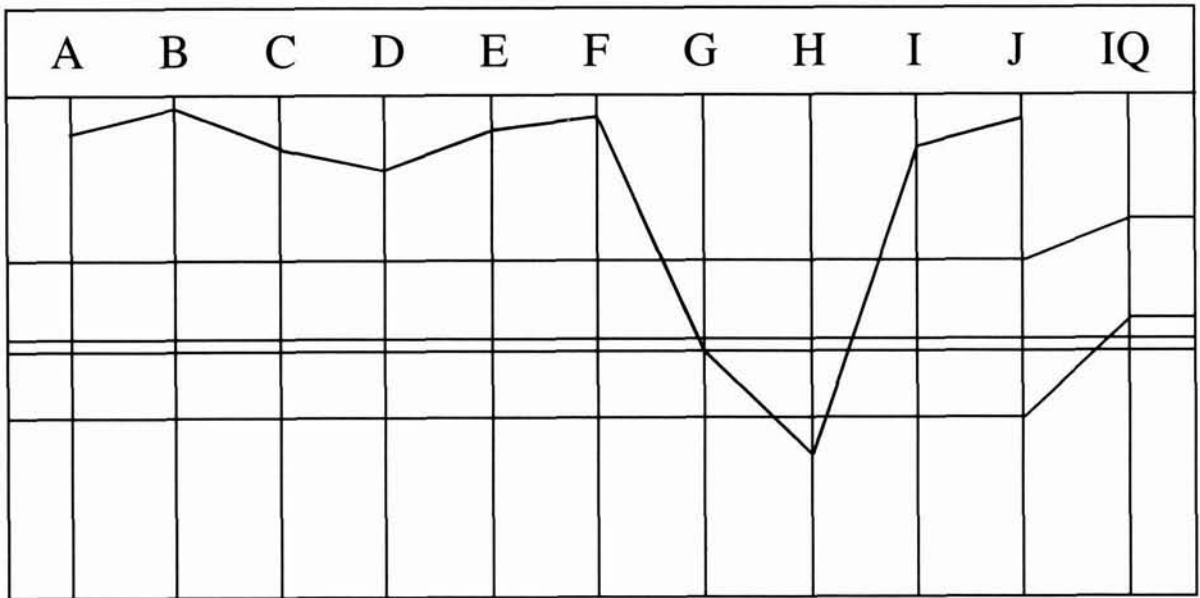
Founder

Revision assisted by
LRH Technical Research
and Compilations

Remimeo
ExDn C/Ses
ExDn Auditors
ExDn Course

Expanded Dianetics Series 11

EXPANDED DIANETIC CASE D



OCA Graph—31 Mar. 72

CASE NOTES

In the white on the right side of the OCA. But pc has been chronically ill for a year. Her menopause started 2½ years ago and she has a suspected tumor of the uterus. In present time pc is terrified that she has a malignant cancer.

Very low on the Chart of Human Evaluation on several points. She attested OT III on 27.3.72 so she is out of the Non-Interference Area.

Medical reports requested re pc's cancer.

No sign of the pc ever having had a C/S-1.

Some Dianetics run, no Drug RD but doesn't have a heavy drug history.



**EXPANDED DIANETIC PROGRAM
BY DIANETIC SPECIALIST**

Approved and added to by LRH on 2.4.72.

0. HAVINGNESS BEFORE AND AFTER EACH SESSION.
- 0A. WCC LIST, CLEAR WORDS, REASSESS AND HANDLE. WCM1 CLEAR WORDS, REASSESS WCM1, HANDLE.”
ADDED LRH 2.4.72.
- 0B. TA TROUBLE C/S 53RRR” ADDED LRH 8.4.72.
1. FULL C/S-1, CLEAR ALL WORDS ON L3B AND L1C.
2. EXPANDED DIANETICS
 - a. 2WC HER PRESENT TIME ENVIRONMENT. TAKE BEST READING ITEMS AND GET HER ATTITUDES, EMOTIONS AND SENS ON IT. R3R TRIPLE. EXHAUST LIST.
 - b. *AUDITING*—ASSESS CLASS VIII LIST (C/S-6) THEN ATTITUDES, EMOTIONS AND SENSATIONS ON BEST READING ITEMS, R3R TRIPLE. “INTENTIONS” ADDED BY LRH 21.4.72.
 - c. DO A WHITE FORM STRESSING LOSSES, R3R TRIPLE NARRATIVE. R3R TRIPLE READING EMOTIONS, AND ATTITUDE TOWARDS ILLNESS AND TREATMENT.
 - d. LX3, LX2, LX1, R3R TRIPLE. PTS RD OR PTS INTERVIEW IF NEEDED—ADDED 20.4.72. (SHE IS ABOUT .05 ON CHART OF HUMAN EVALUATION.)
3. NEW OCA—NEW PROGRAM.

Auditor Comment and C/S—2 Apr. 72

Pc looks okay on Method 1. Just completed OT III so out of Non-Interference Area. Chronically ill.

1. Full C/S-1. Clear all words on L3B.
2. 2 way comm her PT environment.
3. Draw up a list of all reading items in 2.
4. List attitudes connected with best reading item in 3. R3R triple. Exhaust the list. Do the same with emotions.



5. Take next best reading item in 3 and do 4 on it to F/Ning list. Continue 3 & 4.
6. Folder to C/S.

LRH—2 Apr. 72

Adds to C/S:

0. **W/C Correction List. Clear words. Assess handle.**
00. **W/CM1 Clear words assess handle.
You may catch one on the M1 as 1st session
M1 was high TA.**

Session—4 Apr. 72

Cleared each word on WCCL. Assessed and handled the WCCL. Cleared words and commands to W/C Series 8RR then assess it and started M1 Word Clearing.

Exam: TA 3.0–2.9, F/N, GIs.

Auditor Comment and C/S—4 Apr. 72

A tremendous amount of misunderstood words come to light! We had some difficulty clearing things. Pc could do with a course in English.

1. Continue with Method 1 Word Clearing starting with arithmetic.
2. Continue C/S of 2 Apr. 72 from No. 1.

LRH—4 Apr. 72

Very Well Done.

I think this is the “mystery” of this case! & overwhelm with charge.

Session—5 Apr. 72

Continued Method 1 Word Clearing.

Exam: TA 2.7, VGIs.

Auditor Comment and C/S—5 Apr. 72

We are still going strong on Method 1 Word Clearing. The dictionary definitions were sometimes too complex. I’ll have to get a simpler dictionary tomorrow. On the WCCL pc read on unflat Int/Ext, but Q F/Ned when pc said she understood the question now so I left it at that. She had VGIs on it.

1. Reassess M1 list. Handle.
2. Continue C/S of 2 Apr. 72 from No. 1.



LRH—5 Apr. 72

Very well done.

“Okay” on C/S.

Session—6 Apr. 72

Continued M1 to a big win.

1st Exam: TA 3.2–3.1, clean, good.

2nd Exam: TA 3.2–3.0, F/N, VGIs.

Took the pc back in and did a WCCL then some more M1.

Exam: TA 3.5–3.4, loose, VGIs.

Auditor Comment and C/S—6 Apr. 72

Pc was doing fine on Word Clearing Method 1. I ended on a big win—(she wrote a Success Story) but she didn't F/N at Exams. She did on second Exam which she requested. I took her in again tonight. We handled WCCL and back to M1 but TA up at Exams.

1. Indicate Word Clearing Correction List in last session was an unnecessary action.
2. Fly a rud.
3. Continue Method 1 to F/Ning list.
4. Continue C/S of 2 Apr. 72 from No. 1.

LRH—6 Apr. 72

You O/R even further past the win by the correction. When she did F/N (2nd Exam) you should have left it.

“Rehab win” added to step 1.

If no joy with 1 send folder to me Rush.

Session—7 Apr. 72

Did step 1 to F/N. Continued M1. Broke for lunch.

Exam: TA 3.1, loose, GIs.

Resumed session and the TA was up so did a WCCL. Then continued M1. Took a break.

Exam: TA 3.1, loose, VGIs.

Took the pc back in and the TA was up. Some protest on going on with M1 after win last session. Rehabbed win. Exam: TA 2.9, F/N, VGIs.

Auditor Comment and C/S—7 Apr. 72

Rehabbed the win and continued Method 1. Pc started to protest. Her attention was on the big win again so I rehabbed it again. I ended the session after the rehab.

1. Fly a rud.
2. Verify Method 1.
3. Do C/S of 2 Apr. 72 from No. 1.

LRH—8 Apr. 72

Well done by Exams. “No” on C/S.

D of P. What did auditor do?

D of P Interview—8 Apr. 72

Pc BDs on “possibly some overruns.”

LRH—8 Apr. 72

Leading Auditor Dn Specialist Team

Re: (_____ Auditor)

Please find WHY of forcing a pc or O/Ring and handle.
(Also pc may be an Ad Course pc who doesn't belong to you.
See request in review folder if (_____ Auditor) can't
do the history.)

Lead Auditor — 8 Apr. 72

Found Why on auditor as having lost sight of her purpose and took pc back into session “to get her hours up.”

Report on pc in regard to Advanced Courses—audited 10 hours on OT III finished in Review, has not had OT VII or OT IIIIX.

LRH—8 Apr. 72

Well done by Exams.

There is auditing error here. You don't FORCE pcs, particularly sick ones, never. You overrode her protest.

An auditor mustn't have a tendency to force or O/R against a protest without getting a why of it.

This makes the C/S incorrect here as you would just force her further.

Auditing is FOR THE PC!

Also when a TA tends to go up there's something wrong, of which the protest may just be a symptom.



1. **C/S 53RRR. Assess. Then check for any misunderstood words on it. (As it hasn't been cleared.) Send to me. (If it has misunderstands on it clear them and reassess.)**

Also verify folder if this is a failed Advanced Course pc. If so give details.

LRH C/S—10 Apr. 72

As C/Sed by LRH 8 Apr. 72

Session—10 Apr. 72

Assessed the C/S 53.

Exam: TA 3.2, still, fair.

Auditor Comment and C/S—10 Apr. 72

Pc had been very seasick during the voyage. I don't have an okay to do Int/Ext or L&N actions so:

1. To 0–IV Auditor to handle C/S 53 items reading.
2. Back to Expanded Dianetics setup.

LRH—10 Apr. 72

Well assessment.

It requires OUT-list handling—L4B.

A red tab with OUT-LISTS. Was seasick but no dramamine.

1. Wrong items L4B.
2. Upset with giving items to auditor L4B.
3. Pc withholding. Pull all W/Hs Triple.
4. Self-auditing between sessions. 2WC, then get the prior confusion that began it.

Session—11 Apr. 72

Did the whole C/S. On step 4 the pc was F/Ning after first itsaing but auditor kept on. Did go to F/N.

Exam: TA 3.25, clean, GIs.

Auditor Comment—11 Apr. 72

Outness was I went by a point of release to get prior confusion. Out-obnosis, auditing the C/S not the pc.

To LRH.

LRH—12 Apr. 72

You're an *auditor* not a student. So don't act like a student learning to audit.

1. **C/S 53RRR. Reassess with impingement with TRs IN so you make any reads happen.**
2. **Handle.**
3. **Clear Hi-Lo List backwards, questions backwards from last question up.**
4. **Assess.**
5. **Handle.**

Session—12 Apr. 72

Pc originated a W/H to F/N, VGIs. Assessed C/S 53, got one read and took it to F/N. Cleared words to Hi-Lo List.

Exam: TA 2.8, F/N, VGIs.

Auditor Comment and C/S—12 Apr. 72

Pc had a nice cog on regaining intelligence. I ended on it for the win.

1. Complete last C/S.

LRH—12 Apr. 72

Okay! Looks like you picked up. Good.

Session—12 Apr. 72

Continued clearing words to Hi-Lo List. Assessed it and handled two reads to F/N. Pc had a nice win.

Exam: TA 3.0, F/N, VGIs.

Auditor Comment and C/S—13 Apr. 72

C/S completed, pc had some good wins. She had been sitting in a 3rd flow ARC break over a Comm Ev. She got some life back.

1. Fly a rud if no F/N.
2. Complete Method One W/C.



LRH—13 Apr 72

Nice result.

Session—14 Apr. 72

Completed M1 and started C/S-1.

Exam: TA 2.8, F/N, VGIs

Auditor Comment and C/S—14 Apr. 72

We finished up her Method 1 today and started on C/S-1. There's still a long long way to go, but pc is winning. Her body is in terrible condition.

1. Havingness.
2. Touch Assist to first cog.
3. Continue with C/S-1.
4. Clear all words on L3B and R3R.
5. 2-way comm her PT Environ. Draw up a list of reading items.
6. List reading E's and A's on best reading item in 5. R3R Triple. Exhaust the list.
7. Take next reading item in 5 and do 6 on it.
8. Run Havingness before ending session.

LRH—14 Apr. 72

Very well done. A very nice job.

We'll get this one okay.

“Okay” on C/S.

Session—15 Apr. 72

Havingness and Touch Assist done. C/S-1 continued in a very thorough manner. Hav to F/N at end of session.

Exam: TA 3.2–2.8, F/N, VGIs.

Auditor Comment and C/S—15 Apr. 72

Pc's head is still above water (just). Someone wanted to do a Danger Run-down on her today which I refused without your okay. I don't think she's well enough yet.



1. Havingness.
2. Touch Assist to first cog.
3. Complete C/S-1.
4. Clear all words on L3B, R3R, L1C.
5. 2WC her PT Environment. Draw up list of reading items.
6. List reading E's and A's on best reading item in 5. R3R triple. Exhaust list. Do all items.
7. Run Havingness before ending session.

LRH—15 Apr. 72

Very well done. Nicely handled hav change.

“Good. She isn’t. She’s below that” added after auditor comment.

Session—16 Apr. 72

Havingness and Touch Assist done. C/S-1 continued through the Axioms. Hav to F/N.

Exam: TA 2.5–2.3, F/N, VGIs.

Auditor Comment and C/S—16 Apr. 72

She’s winning. I’ll lengthen the sessions now.

1. Havingness.
2. Touch Assist to first cog.
3. Continue C/S of 15 Apr. 72 from No. 3.

LRH—16 Apr. 72

Very well done.

“4. Havingness if session ends before completing 15/4/72 C/S” added to C/S.

Session—17 Apr. 72

Hav to F/N. Touch Assist to F/N. Two-way commed PT Environment to F/N. Listed A's and E's on best read and ran one item R3R Triple. Hav to F/N.

Exam: TA 3.1–3.0, F/N, VGIs.



Auditor Comment and C/S—17 Apr. 72

We completed all the preliminaries and started on Expanded Dianetics today with emotions on HCO. It went well.

1. Havingness.
2. Touch Assist.
3. Continue R3R triple on reading items of PT Environment list Es & As. Exhaust list.
4. Assess auditors, auditing, Scientology, Dianetics, engrams, secondaries, locks, reviews, sessions, cases, case gain, results.
5. E and A's on best reading items R3R triple. Exhaust the list.
6. Do White Form stressing losses (R3R triple Narrative).
7. R3R triple reading emotions & attitudes towards illness and treatment.
8. Havingness before ending session.

LRH—17 Apr. 72

Very well done.

It was a nice job of auditing.

“Okay” on C/S.

Session—18 Apr. 72

Hav to F/N, Touch Assist to F/N. Six more items from PT Environment lists run R3R triple. Hav to F/N.

Exam: TA 3.0–2.75, F/N, VGIs.

Auditor Comment and C/S—18 Apr. 72

We're still going strong on PT Environment buttons. Completed attitudes on HCO. Started emotions on Ship *Apollo*. I ran havingness before session break, as well as at session.

1. Havingness.
2. Touch Assist.
3. Continue R3R triple, reading items of PT Environment list. Es &As. Exhaust list.

4. Assess Class VIII list.
5. E's and A's on best reading items R3R triple. Exhaust list.
6. White Form, handle losses R3R narrative. Triple.
7. Havingness before ending session.

LRH—18 Apr. 72

Very well done.

We'll get this one to product for sure the way you're going.

Session 19 Apr. 72

Hav to F/N. Touch Assist to F/N. Eight more items from PT Environment Lists run R3R Triple. Hav to F/N. In the session the pc mentioned "spot on leg that hurts," and is going to see doctor.

Exam: TA 2.5, F/N VGIs.

Auditor Comment and C/S 19 Apr. 72

I noticed pc's havingness drops very rapidly—would like to run Havingness after each chain. Completed Es and As on the ship.

1. Havingness.
2. Touch Assist.
3. Continue R3R Triple reading items of PT Environment list. Complete it.
4. Assess Class VIII list.
5. E's and A's on best reading items R3R Triple-exhaust list.
6. White Form, handle losses R3R Narrative Triple.
7. Havingness before ending session.

LRH—20 Apr. 72

Well done.

C/S suggestion of running Havingness after each chain not okay at all. Would run a severe strain on pc extrovert-introvert wise.

I don't see a PTS interview or RD on this program.

The auditing C/S is okay.



This pc is running great. I note mixed therapies present.

Added PTS RD or interview after LX Lists on program.

Session—20 Apr. 72

Hav to F/N. Touch Assist to F/N. Two more items run R3R Triple. Hav to F/N. A lot of emotion coming off.

Exam: TA 3.3–2.8, F/N, VGIs.

Auditor Comment and C/S—20 Apr. 72

She's starting to hit grief more often—and it's a lot less suppressed! We're making headway up the Tone Scale! I'm sorry, I meant havingness after an item (3 flows), not a chain, as stated on my last C/S.

As she's winning I suggest continue with this C/S and send her to the MAA for interview after the LX lists on the program.

1. Havingness.
2. Touch Assist.
3. Complete R3R triple reading items on PT Environment list.
4. Assess Class VIII list.
5. Es and As on best reading items R3R triple—exhaust list.
6. White Form, handle losses R3R narrative triple.
7. Havingness before ending session.

LRH—20 Apr. 72

Very well done.

Underlines—MAA for interview in comment and writes:

“D of P not MAA.”

Session—21 Apr. 72

Hav to F/N. Touch Assist to F/N. Ran one more item R3R triple from the PT Environment lists. Assessed the Class VIII C/S-6 list and ran 3 R3R items from the lists made. Hav to F/N.

Exam: TA 2.8, F/N, VGIs.



Auditor Comment and C/S—21 Apr. 72

Wow—She's running like a bird!—her whole skin tone is completely different—I ended because she looked so fantastic. We've completed PT Environment list, step 2 of program.

1. Havingness.
2. Touch Assist.
3. Complete Class VIII list. R3R triple Es and As on best reading items. Exhaust lists.
4. LX3, LX2, LX1. R3R triple best reading items.
5. Havingness before ending session.

LRH—21 Apr. 72

Very well done. See slight program change.

“Include intentions” added to step 2.

Intentions are added to the program by LRH.

Session—23 Apr. 72

Pc originates at start of session that on examination a doctor could find no tumor. Hav to F/N. Touch Assist to F/N. Checked for interest on other R3R items from the Class VIII C/S-6 lists but there was none. Did the Emotional Stress White Form. Ran 3 items from the WF R3R triple. After a break the TA was high so auditor started an L3 EXD but pc originated they'd bypassed a flat point, that her physical condition was handled. It was rehabbed to F/N.

Exam: TA 2.75, F/N, VGIs.

Auditor Comment and C/S—23 Apr. 72

Well—We have a PRODUCT! Doctor, yesterday could find no sign of the tumor pc was told she had in (another port)! Plus pc very happy that the physical thing is handled.

1. Havingness.
2. 2WC gains from recent auditing.
3. To attest to Expanded Dianetics chronic illness handling.
4. To D of P for PTS interview.

5. New OCA. New program. Pc can also have the Danger Rundown and start producing!

LRH—24 Apr. 72

Very well done. No further medical treatment. That's it.

Session—24 Apr. 72

2WCed gains on which the pc said "I've come uptone a lot, I've as-ised what had keyed in that was pulling me down and reducing life force. I no longer feel ill like I did which is the greatest thing! I know words a lot better. I feel more restored on my purpose. I even went onto the dock for the first time in 2 months."

Exam: TA 2.7, F/N, VGIs

Declare—24 Apr. 72

Exam: TA 2.6, F/N, GIs.

Success Story

Expanded Dianetics was just so easy. I felt very ill for a while then LRH came up with a miracle—Expanded Dianetics. Modern healing for modern man. To LRH my deepest thanks and to my auditors.

PTS Check—25 Apr. 72

D of P interview reveals there is more to be handled so a new program is written.

Auditor's New Program and Comments—25 Apr. 72

Per PTS interview pc is PTS. Her graph has dropped on the left. Original program completed except for LXs not yet done. Chronic illness now handled.

1. DISCONNECT OR HANDLE PRESENT PTS TYPE A SITUATION THROUGH MAA.
2. HAVINGNESS BEFORE AND AFTER MAJOR ACTIONS OF THE SESSION.
3. CLEAR EACH WORD ON LX 321.
4. ASSESS AND HANDLE LX LISTS R3R TRIPLE.
5. CHECK FOR AND HANDLE HIDDEN STANDARDS ON THE INTERNAL TROUBLE.

(SANDERSON RD ADDED BY LRH 2.5.72.)

6. FULL PTS RUNDOWN.
7. D OF P INTERVIEW AFTER RD.



8. WATCH PC'S FOLDER FOR ANY NEW SIGNS OF RC OR ILLNESS AND IF THEY OCCUR, PTS RD CORR LIST AND HANDLE.

NEW OCA.

Auditor Comment and C/S—25 Apr. 72

New program written up after D of P interview.

First C/S:

1. Verify pc has handled PTS Type A situation with MAA.
2. Havingness.
3. Clear all words on LX lists.
4. Assess and handle LX items reading, R3R triple.
5. PTS Rundown.
6. Run havingness before ending session.

LRH—25 Apr. 72

Very well done.

Session—26 Apr. 72

Verified PTS Type A situation handled. Hav to F/N. Cleared words on LX3 and assessed. Three items run R3R triple. Hav to F/N.

Exam: TA 3.0, F/N, GIs.

Auditor Comment and C/S—26 Apr. 72

I ran R3R on attitudes (LX3) with commands "Locate a time you had . . . , another had . . . , others had. This was incorrect; (I've since studied the HCOB 25 Mar. 72 for the right commands). Pc didn't run any overt chains.

Pc was bleeding slightly this morning.

1. Havingness.
2. Complete LXs.
3. Full PTS Rundown.
4. Havingness before ending session.

LRH—26 Apr. 72

Well done.



Session—27 Apr. 72

Rud to F/N. Hav to F/N. Ran 2 more items R3R triple from LX3. Hav to F/N.

Exam: TA 3.0–2.9, F/N, GIs.

Auditor Comment and C/S—27 Apr. 72

Pc did fine today. Ran well.

1. 2WC to F/N.
2. Havingness.
3. Complete LXs. Clearing each item first before assessing.
4. PTS Rundown.
5. Havingness before ending session.

LRH—27 Apr. 72

Very well done.

Session—27 Apr. 72

2WC to F/N. Hav to F/N. LX2 cleared and assessed. Three items were run R3R triple. Hav to F/N.

Exam: TA 2.8, F/N, VGIs.

Auditor Comment and C/S

Pc doing very well on LX2 items. Getting good TA and cogs on it. (She has another SP she'd like to disconnect from.)

1. Verify “Headmaster” has been handled with MAA.
2. Havingness.
3. Complete LXs.
4. PTS Rundown.
5. Havingness before ending session.

LRH 28 Apr. 72

Very well done.

“Okay” on C/S.

Session—29 Apr. 72

2WC to F/N. Hav to F/N. Cleared and assessed LX1 on which TA soared. F1 of an item bogged so L3 EXDX was done and found pc felt she had handled the scene with realizing she was PTS the day before. The win was rehabbed to F/N. Hav to F/N.

Exam: TA 3.0, F/N, VGIs.

Auditor Comment and C/S—29 Apr. 72

Pc in very good spirits throughout the session. But TA started to soar as soon as I started to clear LX1. Rest of the session was an overrun. I should have stopped LXs yesterday. I finally rehabbed yesterday's win and then overran again by running havingness. (TA went up to 3.25.) She's had a valence shift—looks quite different.

1. Indicate last session was an unnecessary action.
2. Ruds on last session.
3. D of P interview to find out how she's doing.

If all well:

4. Declare her complete on Expanded Dianetics.
5. Next step OT VII and IIIIX.
6. Watch for roller coaster. If so, PTS RD.

Session—30 Apr. 72

ARC break to F/N. Indicated last session was an overrun to F/N. Ruds in last session, each F/Ned on asking.

Exam: TA 2.8, F/N, VGIs.

D of P Interview—30 Apr. 72

Pc still getting a bit of pain in stomach area. Also pc is being enturbulated by another staff member.

Auditor Comment and C/S—30 Apr. 72

I haven't handled hidden standards on the area yet. Suggest I add this to the program as the next step before PTS RD. Pc also to wear pc label to prevent unnecessary upsets between sessions.

1. 2WC to F/N.
2. Havingness.
3. Clear & ask What do you really want handled.

4. L&N What intention is there in _____
(item from 3.)
5. R3R triple.
6. Havingness.

LRH—30 Apr. 72

Very well done.

Please do written next to “suggest I add this to the program as the next step.”

Session—2 May 72

Hav to F/N. 2WCed “What do you really want handled” to F/N. The best reading item was “my physical condition.” L&Ned “What intention is there in your physical condition?” to “to continue on despite it.” This was run R3R triple. Hav to F/N.

Exam: TA 3.05, falling, VGIs.

The auditor took the pc back in and did an L3 EXD and handled an unflat chain to F/N. Hav to F/N.

Exam: TA 2.8, F/N, GIs.

Auditor Comment and C/S—2 May 72

It turned out okay in the end. I took her back in and did an L3 EXD. But this is the second session she’s mentioned some confusion on R2-12. The last incident she ran this session is the same incident we’ve run before when she cognited on something to do with R2-12. Could be out-lists. There’s also another hidden standard should be handled before PTS Rundown.

1. L4B on R2-12. Handle.
2. 2WC what want handled.
3. L&N. R3R triple.
4. Havingness before ending session.

LRH—2 May 72

Well done. She’ll need the Sanderson RD. I put it in.

Session—6 May 72

Did L4B on R2-12 and found it had already been corrected and the pc was happy with it. 2WCed “What do you really want handled?” and got “pains & bleeding from the uterus.” From this got the intention “a nonsurvival activity.” This was run R3R triple. Hav to F/N.

Exam: TA 2.8, F/N, VGIs.

Auditor Comment and C/S—6 May 72

Went fine. I think pc now ready for the PTS RD.

1. Full PTS Rundown.

C/S—6 May 72

Very well done.

Crossed out step 1 of the C/S and put:

1. 2WC to F/N.
2. 2WC “really want handled.”
3. L&N intention.
4. R3R triple.
5. Repeat 2, 3 and 4 until nothing more.

Session—7 May 72

2WC to F/N. On “Really want handled” got “my throat condition.” L&Ned to “to be able to communicate.” Ran it R3R triple. Checked for anything else the pc wanted handled and the pc said “nothing else,” F/N, VGIs.

Exam: TA 3.2–3.0, F/N, VGIs.

Auditor Comment and C/S—7 May 72

It went fine though TA tended high at start. It came down and we completed the C/S. All hidden standards handled.

1. If TA up—C/S 53RRR and handle.
2. Do ED 173 Safe Ship Program. (This was an action done on all Sea Watch members of (a) find a point of bypass (b) find reaction (c) trace it back E/S to first time (d) fly all ruds triple plus overts of omission on duty as an SO member.)
3. Havingness before ending session.
4. Next step PTS Rundown.

LRH 7 May 72

Very well done.

“Okay” on C/S.

Session—8 May 72

Each rud to F/N. Did steps A, B, C of Safe Ship Program to F/N. Then D to F/Ns. Hav to F/N.

Auditor Comment and C/S—8 May 72

TA not up so I didn't do 53RRR. The session went okay; before going onto the PTS Rundown I'd like her to do the following:

1. Have her Why found.
2. HCO PL 3 May 72.
3. Complete her 1st dynamic Danger formula.

LRH—8 May 72

Very well done.

Added “by L&N after step 1” and “by L&N on 3 & 4 steps” after step 2 of C/S.

Session—9 May 72

Did the full C/S—

Exam: TA 2.8, F/N, GIs.

Auditor Comment and C/S—9 May 72

The session seemed okay—except the 1st L&N item “body age” seemed odd as a why, but she seemed happy with it. I didn't have her on the cans at session end, as I got her to write up her 1st dynamic Danger formula which she did before she went to Examiner. This could be a good resting point. (She's had 73 hours of auditing so far.)

1. D of P interview on how she's doing.
2. If all okay declare Expanded Dianetics complete.
3. Next step PTS Rundown.

LRH —9 May 72

Very well done.

“Okay” on C/S.

If SHE roller coasters she didn't answer the Flag Betrayal Q really. L&N otherwise looks fine.



D of P Interview—10 May 72

Pc mentions “still not doing very well. The condition I was having was cleared up until I went on watch today. Old symptoms came back.” After interview pc wrote a note saying she didn’t feel out of Danger.

Auditor Comment and C/S—10 May 72

No session given, but from pc’s note, she’s roller coastered so I suggest:

1. L4B.
2. Touch Assist.
3. Havingness.

LRH—11 May 72

PTS is from suppression of some sort, is roller coaster. But she was put in what was to her a wrong condition. Will turn on somatics and is kind of suppressive. So knowing the THEORY of PTS makes all that difference in C/Sing.

KNOW, FIND OUT BEFORE YOU GO in C/Sing.

1. Assess:

- | | |
|--------------------------|-------|
| Wrong why | _____ |
| Wrong items | _____ |
| Physical illness | _____ |
| Wrong condition assigned | _____ |
| Something else | _____ |
| PTS to someone | _____ |

(Assess by stating it as a fact, not as a question.)

2. **2WC on best read. E/S to F/N. If wrong condition, tell her so after the 2WC and tell her you’ll handle.**
3. **Touch Assist.**
4. **Hav.**

Complete program or correct it in light of any data above.

Session—11 May 72

Did the assessment and got the following reads: wrong why sF, wrong item LF, something else sF. Took each E/S to F/N. Touch Assist to F/N. Hav to F/N.

Exam: TA 2.6, F/N, VGIs.



Your C/S of 11 May 72 done and I've written up another program for okay. This one should do it. She seems to have been entangled with ethics conditions for some years! Had VGIs on wrong item in findings of a Comm Ev on her in 69.

She should have an interview with the MAA to straighten up her ethics file, then:

0. 2WC to F/N (put in any out-ruds).
1. Havingness.
2. Touch Assist.
3. Assess PT Environment buttons. Get intentions, others to her, hers to another and others to others—R3R triple best reading item. Exhaust the list.
4. Havingness.

§

NEW PROGRAM BY EXDN AUDITOR

12 May 72

This program to be done before step 5 of 25.4.72 program.

Touch Assist was dropped off the last program. Pc has now come up with a new chronic condition of ear trouble (D of P interview not mentioned previously). Present time only 2WCed before, not assessed. Intentions weren't stressed.

1. HAV RUN BEFORE AND AFTER MAJOR ACTIONS IN EACH SESSION.
2. TOUCH ASSIST TILL BODY WELL.
3. ASSESS FLAG, THE SO, ETHICS, OUT-ETHICS, BEING AN SO MEMBER, DUTIES, HATS, SCHEDULES.
4. GET INTENTIONS—OTHERS TO HER, HERS TO OTHERS, OTHERS TO OTHERS AND R3R TRIPLE BEST READING ITEMS. EXHAUST THE LIST.
5. ASSESS: DIFFICULTIES, BEING SUPPRESSED, ATTACKS, ENEMIES, SUPPRESSING, INCOMPLETE CYCLES, UNMOCKING, DEFENSE, PROTEST, MAKE NOTHING OF, WITHDRAWING FROM.
6. SAME AS 4 ABOVE.

§



LRH-12 May 72

Very well done.

MO Report-12 May 72

Pc coughing a lot and not sleeping. Says it's due to a session she had 7 days ago.

Auditor Comment and C/S-13 May 72

No session given as pc not sessionable (insufficient sleep)—plus medical report, require a new C/S.

I sent her to the MAA to handle her Ethics file, she had GIs on this.

She did mention her throat hurting in session of 6 May 72 on F1 of the intention “a nonsurvival activity”—choking incident p. 7. This was an L&N item from “What intention is there in ‘pains and bleeding from the uterus.’” Could be out list or 2 more lists needed, another to her & others to others.

1. L3B on the session of 7 days ago.
2. Havingness.

LRH-13 May 72

Okay. She's sure PTS. Blames auditor.

Session-14 May 72

Did L3B. Found an “item had been run that described one incident.” Listed the emotions connected with the incident and ran two items R3R triple. Hav to F/N. Touch Assist to F/N. Hav to F/N.

Exam: TA 2.7, F/N, VGIs.

Auditor Comment and C/S-14 May 72

Good—L3B handled it fine. It was a narrative item which we broke down and ran. Now we can get on with the new program.

1. 2WC to F/N.
2. Havingness.
3. Touch Assist.
4. Assess PT Environment buttons.
5. Get intentions on others to her, her to another, and others to others. R3R triple, best reading items. Exhaust the list.
6. Havingness before ending session.

LRH—14 May 72

Very well done.

Okay on C/S.

Session—15 May 72

Hav to F/N. Touch Assist to F/N. Took the PT button—“Sea Org” and got the intention connected with it of “interest” which was run R3R triple. Then took the “attitude of morals” ran F1 to F/N but F2 bogged and was handled with an L3 EXD. Then Hav to F/N.

Exam: TA 3.0, F/N, VGIs.

Auditor Comment and C/S—15 May 72

Something’s very wrong here. She came in with F/N VGIs. Did well on Havingness and Touch Assist but roller coastered on PT buttons on Ethics. TA soared on clearing intentions. (This also happened in an earlier program)—I feel this program is too heavy for her.

I think we’ll have to handle her current Ethics situation before continuing with auditing.

She is still legally married to a psycho, who has had shock treatment several times, and whom she admits has suppressive characteristics. She has also mentioned she would like to handle her children’s out-ethics.

1. Handle all out-2D ethics situations concerning her family properly—by returning to Australia if necessary for a divorce.
2. Report to MAA when this is complete. Fitness Board.
3. PTS Rundown plus Can’t-Be, Do, Have steps.

LRH—16 May 72

Well done by Exams only.

The purpose of an auditor is to handle the pc.

You did something goofy beyond belief. Ran “interest” as an item. Then had trouble with the pc. Then said offload her.

To me this means you have decided to offload.

This is one of the goofiest sessions I have seen for a while.

You can’t audit out pleasure moments. It hasn’t been possible since 1950. And I don’t know why you chose interest in the Sea Org as a bad thing and tried to R3R it. Positive items don’t run.



So auditor to Ethics for a 3 May 72.

Pc being audited who is PTS and unhandled. D of P interview to see if handled in any way.

Interest as an item?

Morals as an item?

D of P Interview—16 May 72

Pc says she is doing very well, much better, VGIs, not getting enturbulated, etc., however the needle was tight and sluggish and rises from 3.0 to 3.8.

LRH—17 May 72

Red Tab.

Probably O/R on “good” items that would have no aberration in them.

0. 53RC and handle.
1. List out in chronological order all SP items found.
2. Run the Can't-Have/Enforced-Have. Motivator repetitive. Then overt repetitive. Then flow 3 terminal to others, others to terminal. (4 flows of 2 commands each.)

Auditor Query on C/S—17 May 72

Dear Sir,

I have a query on your C/S of 17 May 72.

The pc hasn't had the PTS RD yet. From my ticks on the program it looks as if she has, but these were meant for the Sanderson RD and Safe Ship program. Sorry for this confusion.

Suggested C/S:

1. 53RC and handle.
2. PTS Rundown.
3. Your C/S of 17 May 72, steps 1 and 2.

LRH—18 May 72

All this randomness made me lose my place in the book. The check-offs threw it. Now I'm not sure where we are on her.

1. C/S 53RC and handle.

2. L1C recently.

3. Havingness.

Do a new program picking up the old one and steps already done. Finish whatever major cycle she was on in ExDn. Then PTS RD. Then META-LOSIS. Then ev purpose from L10.

Session 18 May 72

Handled False TA at start of session—pc hands calloused and clothes tight so put pc on footplates. Handled 4 reads from C/S 53RC then reassess but no reads. Handled 4 reads off of the L1C. Havingness to F/N.

Exam: TA 2.25, F/N, VGIs.

Auditor Comment and C/S—18 May 72

Turns out she has slight eczema between thumbs and fingers. Had her use footplates (it makes .5 div difference). Also had her loosen her tight clothes. She protested the footplates slightly at session end—so I'll check again next session. They may be unnecessary if she loosens her clothes. This would account for TA being up only on some days (not all her clothes are tight).

On No. 20 L1C wrong reason for an upset she said she wasn't PTS to her mother (this was the item found in first D of P PTS check she had! I don't know what we do about the disconnect letter, etc.)

I've written another program as per your C/S:

0. 2WC TO F/N.
1. HAVINGNESS.
2. TOUCH ASSIST.
3. COMPLETE SANDERSON RD—2WC WHAT DO YOU REALLY WANT HANDLED. TAKE BD ITEM—L&N WHAT INTENTION IS THERE IN _____ ?
4. R3R TRIPLE.
5. HAV BEFORE ENDING SESSION.

If above is a short action I'd like to go on to next step of program after a break.

1. PTS RUNDOWN.

**AUDITOR'S NEW PROGRAM
18 May 72**

New program as per LRH C/S 18.5.72.

Touch Assists to be run each session and havingness.



1. COMPLETE THE SANDERSON RD.
- “1a. LRH C/S 20 MAY 72” ADDED BY LRH ON THAT DATE (SEE BELOW).
2. PTS RD PLUS CAN'T-HAVE STEPS.
3. METALOSIS
4. R3R EV PURPS FROM L10.
5. NEW OCA. NEW PROGRAM OR DECLARE.

§

LRH—18 May 72

Very well done.

Okay on C/S

Okay on program.

Session—19 May 72

2WC to F/N. Hav to F/N. Touch Assist to F/N. 2WC for “wants handled” and got “ear trouble.” L&Ned to the intention not to hear some things.” Ran it R3R triple. Hav to F/N. Took a break then went back in and on checking for past S&Ds the pc said she didn’t think she had any.

Exam: TA 2.6, F/N, VGIs.

Auditor Comment and C/S—19 May 72

Went fine, but on PTS RD she can’t remember having had any S&Ds—(2 lots of 3 S&Ds recorded in Folder Summary, but missing from folder.) I could start doing R3R on terminals from D of P interviews while I sort out the S&D scene.

1. 2WC to F/N.
2. Havingness.
3. Select terminals from 2WC on who she’s known this lifetime who has troubled or worried her.
4. R3R triple. Ruds and overts triple.
5. Havingness before ending session.

LRH—20 May 72

Well done. (C/S error on your C/S.)



She had 2 lots of 3 S&Ds. This could be out-lists. Yet they are missing. Look harder to see if pulled forward for a list correction. If still can't find still do C/S. If can find the lists do C/S.

An S&D list error *can* make a person sort of PTS with a wrong item!

Don't auditor over a suspected out-list. Not even Touch Assists or Hav.

1. Reconstruct (or use) previous S&D lists.
Verify items or correct.
2. L4B on S&D lists.
 - 2A. Hav.
3. When fully assured it's correct and cool use these items to begin PTS RD.
4. R3R on those former life known.
5. D of P interview, take items.
6. PTS RD steps.
7. Hav.

Session—20 May 72

Corrected 5 lists with S&D items and verified another. Ran R3R triple on one item and then triple ruds and overts on it. Havingness to F/N.

Exam: TA 2.9–2.7, F/N, VGIs.

Auditor Comment and C/S—21 May 72

I finally got the lists all sorted out. I don't know how to make it more C/S-able. I've put the lists behind the session:

1. Ruds if no F/N.
2. Continue PTS Rundown on S&D items. R3R triple if known before.
3. Take items from D of P interview that read—former life known.
4. Havingness before ending session.

LRH—21 May 72

Very well done.

“1A. How do you feel about your lists now? Handle.” added to C/S.

Session—21 May 72

F/N at start of session. On the 2WC the pc said she felt fine about her lists, F/N. Checked if known before on one item and it was so it was run R3R triple then on triple ruds and overts. Took another item and ran it R3R triple and on triple ruds and overts. Hav to F/N.

Exam: TA 2.6, F/N, VGIs.

Auditor Comment and C/S—21 May 72

She had a win on husband and son being on her track.

0. Ruds if no F/N.
1. Complete PTS Rundown
2. Do Can't-Have/Enforced-Have Rundown.
3. Metalosis Rundown.
4. Havingness before ending session.

LRH—21 May 72

Very well done.

Session—22 May 72

Ruds to F/N. Ran another PTS item R3R triple and on triple ruds and overts. No more PTS items. Then ran Can't-Have steps on 3 of the items run. On F3 of the fourth item the TA soared and didn't come down so the auditor switched to havingness and took it to F/N.

Exam: TA 2.9, F/N, GIs.

Auditor Comment and C/S—22 May 72

I stopped running F3 Can't-Have/Enforced-Havingness on Jupiter as TA up to 3.75 and pc looked strange.

I ran havingness to F/N and ended off for further C/S instructions.

LRH—23 May 72

D of P RUSH—What did the auditor do?

D of P Interview—22 May 72

Pc says "Could have gone past a sort of Release point, felt very good at one point." F/N, VGIs.

LRH—23 May 72

Learn to see F/Ns.

You just missed an F/N that's all.

1. Check F3 Jupiter. Did it erase. Rehab point of erasure.
2. If no joy do L3 ExDn on F3.
3. Verify if any further terminals. If so handle.
4. If all cool Havingness.
5. Declare PTS RD complete.
(Next is Metalosis RD.)

Session—23 May 72

Checked F3 on Jupiter and rehabbed to F/N. Checked for other terminals but there were none. Hav to F/N.

Exam: TA 2.7, F/N, VGIs.

Declare Stability Rundown—23 May 72

Exam: TA 2.6, F/N, VGIs.

Success Story

This brought about certainty and abilities regained and a knowledge of myself and others I have known. My universe is safe and others will be so helped by this also. Thank you Commodore and to my auditor.

Session—23 May 72

Started Metalosis RD. Checked pc over for metals. Cleared the words for the L&N question. Hav to F/N.

Exam: TA 2.9, F/N, VGIs.

Auditor Comment and C/S—23 May 72

She declared Stability Rundown.

I took her in this evening to do the Metalosis Rundown. TA soared but came down on clearing the word metal. I ended as it was a bit late, and I was afraid we may have been overrunning her win earlier today.

1. Ruds to F/N.
2. Complete Metalosis Rundown.
3. Havingness.
4. Declare Metalosis complete.

LRH—23 May 72

Well done. You worry too much about TA. It *has* to go up to get TA action.

Session—24 May 72

F/N at start of session. L&Ned for metal object worn in back area, got one and ran it R3R triple. L&Ned for an item in the “ear” area and ran it R3R triple then L&Ned for an item in the throat area and ran it R3R triple. The L&N questions on 3 other areas didn’t read so weren’t listed. Hav to F/N.

Exam: TA 2.7, F/N, VGIs.

Auditor Comment and C/S—24 May 72

The last 3 items were clean. I rehabbed the win she’d had in the break and ended with havingness. I think something could be wrong with the list on the throat area. I’d like to check.

1. L4B on Metalosis lists.
2. Complete Metalosis, or verify.
3. Havingness before ending session.
4. If all okay, attest to Metalosis Rundown complete.

LRH—24 May 72

Very well done.

“Okay” on C/S.

Session—25 May 72

Started L4B on the list for the back area and TA went up. Pc felt it was all handled so the auditor rehabbed the win. Hav to F/N.

Exam: TA 2.6, F/N, VGIs.

Declare—25 May 72

Exam: TA 2.6, F/N, VGIs.

SUCCESS STORY

This was a real fun process, very informative and enlightening. I have gained more freedom in the physical universe. Thank you Commodore.

Auditor Comment and C/S—25 May 72

Wow—I nearly overran her yet again! Caught it and rehabbed the win.



From Folder Summary, FES and folder, no sign of any Evil Purpose on L10.
I suggest:

1. Okay to Declare Expanded Dianetics complete.

LRH—25 May 1972

Well done. Needs D of P interview, MO check and OCA before declare.

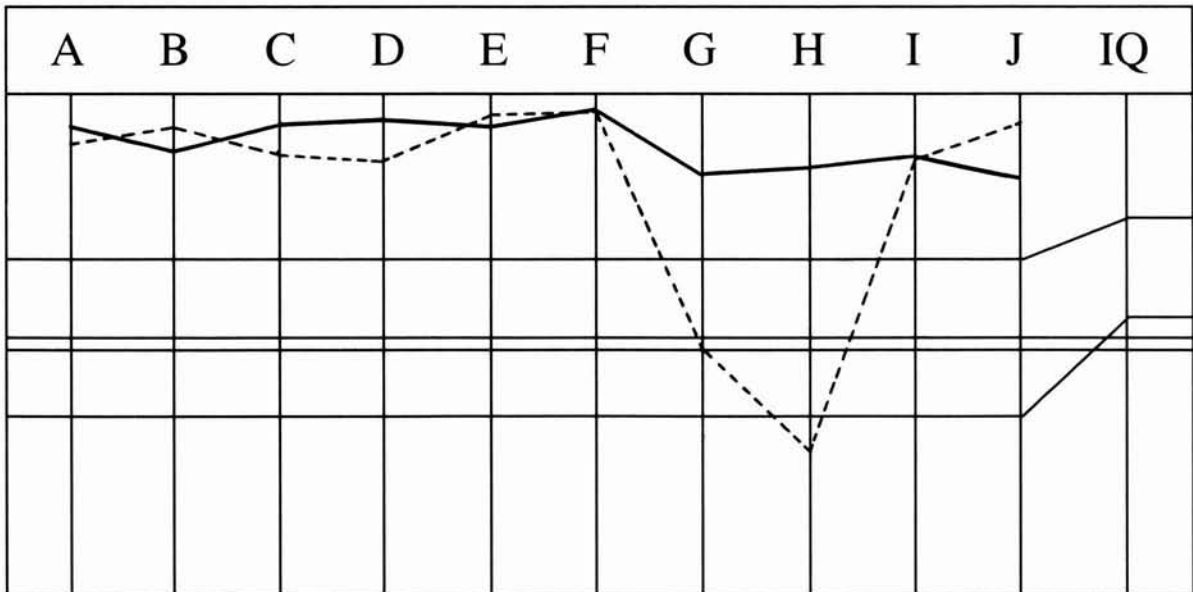
D of P Interview—25 May 72

On being asked how she's doing the pc said "Very well, back to how used to be. Active and on post and on purpose. Don't think condition fully handled, like I had a pain for an hour yesterday and afterwards some blood discharged, so something is there."

MO Check—26 May 72

Pain in tummy on and off, little bit of bleeding after the pain. Either she still has the cyst in the womb which it sounds like or she is mocking it up after the cyst has gone.

OCA—26 May 72



OCA GRAPH

Auditor Comment—26 May 72

No session given today but MO report, D of P interview and new OCA in the folder.

The problem is she's fine, body isn't.

LRH Comments and Program—27 May 72

Incomplete product. Remains ill. Obviously PTS to other things. Illness—PTS. Could be out-ethics and PTS. Metalosis not finished. PTS incomplete. Finish what we are on and then do more PTS Rundown. (Full steps not done and very shallow.) Then 3 May PL.

1. 2WC "TELL ME ABOUT YOUR ILLNESS" (FOR DATA). 2WC "WHAT METAL WOULD ONE HAVE IN THAT AREA?" CHOOSE ITEM R3R TRIPLE. (CHASTITY BELT IS THE OBVIOUS ANSWER.)
2. 2WC TO FISH FOR ELECTRIC FIELDS IN THE AREA. R3R TRIPLE.
3. RECHECK ALL POSSIBLE ANGLES OF *FIELD* DISTORTION OF BODY IN ILL AREA.
4. WHEN ALL ANGLES OF FIELDS AND METAL EXHAUSTED IN AREA:
 - 4a. EV PURPS FROM L10. R3R TRIPLE.
5. GO ON WITH ANY MISSING STEPS OF PTS RD. I DON'T THINK "WHO SHE'S AFTER" WAS DONE. CAN'T HAVE RUNDOWN.
6. CHECK A CAN'T HAV ASSESSMENT ON: BODIES, BABIES, SEX, DOCTORS, TROUBLE, UPSETS, SEXUAL ODDITIES, SEXUAL PRACTICES, ETC. LIST INTENTION. L&N REGARDING OBJECT, R3R TRIPLE.
7. CHECK AN ENFORCED HAVE ON: BODIES, ILLNESSES, OVARIES, WOMB, GUTS, SEX, ETC. INT, L&N, R3R TRIPLE.
8. IF ALL COOL, 3 MAY PL.
9. 2WC "ON HOW SHE'S DOING, WHAT SHE WANTS HANDLED."
10. L&N INTENTION OR PURPOSE REGARDING 9.
11. R3R TRIPLE.
12. 2WC ON HOW SHE'S DOING, WHAT SHE WANTS HANDLED.



13. L&N INTENTION OR PURPOSE RE 12.

14. R3R TRIPLE.

15. 2WC ON HOW SHE'S DOING.

§

LRH New C/S and Comments—27 May 72

Well she's still PTS.

This is just a case of not really completing anything on the pc.

Program calling for Ev Purps from L10 still not done apparently.

PTS RD short changed (step missing apparently).

Metalosis not really bled for the works.

She's also mixing practices. Nothing a medic can do for her.

1. 2WC "Tell me about your illness."
2. 2WC "What metal would one have in that area?"
3. Choose best items R3R triple.
4. Word clear electromagnetic field fully.
Clear field distortion.
5. 2WC "What could cause a field distortion in that area?" Get items.
6. R3R Triple.
7. Havingness.

Pc is sent to the Examiner for "What did the Auditor do?" Pc says "Overran me on some things and seems to be handling same stuff and rerunning."

LRH New C/S and Comments—28 May 72

Run this before 27 May C/S.

See Exam report. Pc looks very bad, much too bad for this much auditing, so sent to Exams by C/S for "What did the Auditor do?"

You're O/Ring F/Ns and running things twice. This pc better start looking good.

1. L1C Method 3 on "Recent auditing."
2. C/S 53RC. Handle.
3. L3 ExDn to F/Ning list.

Then to 27 May and DO NOT bypass F/Ns or run unreading items on this pc or run same chains twice!

LRH Note to MO—27 May 72

Tell pc there will be no medical or drug treatment for her illness as it is crossing practices and it is being handled in auditing.

Session—29 May 72

Read the pc the note above, pc VGIs. Did the L1C, C/S 53 and L3 EXDN. Then started LRH C/S of 27 May and ran two items R3R triple. Hav to F/N.

Exam: TA 3.0, F/N, GIs.

Auditor Comment and C/S—29 May 72

MO hadn't given pc your message of 27 May 1972 so I gave it to her. She had VGIs on it, wide F/N. Protesting the correction list.

We started the C/S on Metalosis items. On one incident we seemed to be running a multiple but it came out okay. Pc originated how she likes LRH being interested in her case which may have some bearing on the case.

1. Ruds if no F/N.
2. Complete C/S of 27 May 1972.
3. Havingness before ending session.

LRH—29 May 72

Very well done.

CHANGE OF AUDITORS 3 June 72

Session—3 June 72

Clear the room and auditor. Cleared field distortion, etc., then 2WCed "cause of field distortion in that area" and the pc came up with "sex" which was run R3R triple. Then a BER exam so the auditor took the pc back in and 2WCed to F/N. TA was in a high range throughout session. (Hav to F/N before BER exam.)

Exam: TA 2.8, F/N, VGIs.

Auditor Comment and C/S—3 June 72

After clearing the terms it went beautifully. Item "sex" ran through some pleasure down to overt on basic. An easy pc, she just has brief F/Ns is all.

C/S—3 June 72

All of PTS Rundown steps done (but nothing found on step C) so:



1. 2WC to F/N.
2. 2WC further items that could cause distortions, R3R triple best items.
3. PTS Rundown Correction List and handle to F/N list.
4. Havingness.

LRH—3 June 72

Well done. Needed a 53RC at start.

Session—4 June 72

2WC to F/N. Ran another item R3R triple that could cause a field distortion. Then did PTS Correction List and handled and then Hav to F/N.

Exam: TA 3.2, clean, GIs.

Auditor took pc back in and assessed 53RC. Int read so went to Int Corr List. Assessed it and TA soared with no reads so auditor indicated it was an unnecessary action. Then assessed PTS Rundown Correction List and handled to F/Ning list. Then completed the C/S 53RC.

Exam: TA 3.25, clean, GIs.

Auditor Comment and C/S—4 June 72

(The auditor noted all the errors he made and that he was uncertain on some of the actions and that he should write up his O/Ws on pcs.)

I suggest the following C/S for the pc:

1. R-Factor “There are some areas that may be unhandled from last session.”
2. Assess 53RC and handle to F/Ning list.
3. Step 6 of LRH Program.
4. Hav to F/N.

LRH—4 June 72

Pc has been put in Danger. Uncertainty is a luxury you can't afford.

“OK” on C/S.

Session—6 June 72

TA 3.25 at start of session, pc says she felt really good last couple of days. Assessed 53RC went to Int Corr List and handled lots of reads on it. Then back to 53RC and handled all reads to F/N.

Exam: TA 2.8, F/N, VGIs.

Auditor Comment and C/S—6 June 72

1. All reads of 53RC F/Ned. 2. Int corrected, earlier flat point D/Led. 3. C/S 53RC not taken to reassessment and F/Ning list due to hour. Pc to be audited at earlier hours tomorrow and thereafter.

0. R-Factor: “We now have to take the list to F/N list.”
1. C/S 53RC to F/Ning list.
2. 2WC “How does your illness seem to you?”
3. If not fully handled, to step 6 of program.

LRH—6 June 72

Very well done.

“OK” on C/S.

Session—7 June 72

F/N at start of session. C/S 53RC taken to F/Ning list. 2WCed the illness and pc felt it had been handled. Hav to F/N.

Exam: TA 2.75, F/N, VGIs.

Auditor Comment and C/S—7 June 72

C/S 53RC F/Ned. The only thing on the illness is that it’s hard for her to believe it’s handled. Blowing that, it’s handled per exam.

She is a subproduct at this point, but there is more ExDn we can do for her (program not complete).

Suggest: omit steps 6 and 7 as they address the same condition (unless we get a weird relapse) and go to:

1. Rud if no F/N.
2. HCO PL 3 May 1972.

LRH—7 June 72

Very well done. She looks good now also. Finish her up fast.



At this point the C/Sing of the ExDn cases was turned over to the newly appointed ExDn C/S.

On 9 June 72, the 3 May PL is started and found unnecessary.

On 11 June 72 steps 6 and 7 of the LRH program are done.

On 13 June 72 on doing a 53RC a persistent mass is found and the somatics of it were run out.

On 18 June a made up list of possible sources of the illness is assessed and from this an item, is found and run R3R triple.

On 19 June 72 in doing 53RC and its handlings a win on being a "Thetan Exterior" is rehabbed and is declared the next day.

On 24 June 72 D of P interview, pc doing great!

On 25 June 72 when sent to declare on ExDn pc says, "Yesterday doing great today I had pain. Terribly disappointed."

On 30 June 72 on a PTS Correction List it's found that pc is still dependent on her SP husband from whom she has been separated for years. She didn't want to get a divorce because she was afraid she'd lose the income off the house they mutually own.

On 3 July 72 the pc gets a 5 Apr. 72. From this she starts to handle the scene.

On 11 Aug. the pc writes a note that she's had no recurrence of the illness for four weeks.

On 20 Aug. 1972 a D of P interview is given to see how she is doing. VGIs, all illness fine. Doing very well. Tone 3.5.

On 21 Aug. 1972 pc is sent for declare. Wide F/N VGIs.

SUCCESS STORY

I was one of those tough cases, but I knew if me and the auditor kept handling the hell out of it that one day we would get the last little bit holding it in place. Thanks to the auditor we uncovered it and within a few days the illness miraculously disappeared.

My illness has gone.

Many, many thanks to LRH and my auditor and the D of P.

LRH Comment

Very well done. Nice change, Love Ron.



Final Note

In this case ExDn was applied and handled a chronic illness that the pc had had for years. Many of the handlings on this case were PTS handlings of sorts and treated the pc as effect.

Today these handlings of ExDn and PTSness would not be mixed. PTSness would be handled at the earliest point on a case and ExDn would be delivered at the appropriate point on the grade chart.

At a later time this case did receive extensive Ev Purp handling and is near to an actual ExDn completion at this time.

L. RON HUBBARD
Founder

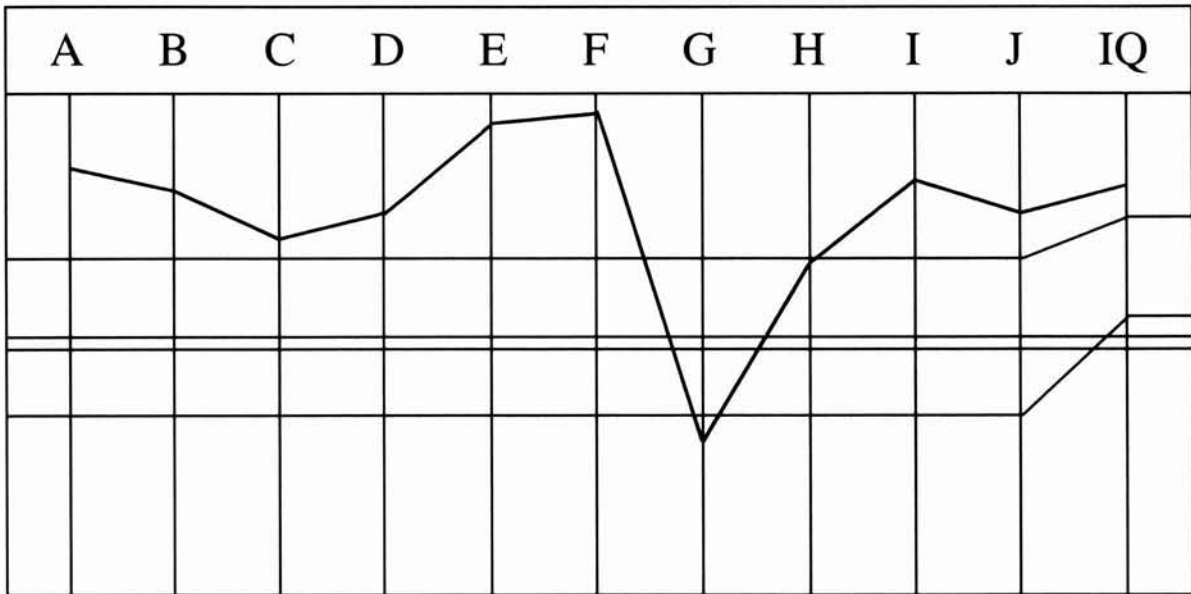
Revision assisted by
LRH Technical Research
and Compilations



Remimeo
ExDn Course
ExDn C/Ses
ExDn Auditors

Expanded Dianetics Series 12

EXPANDED DIANETIC CASE E



OCA—3 Apr. 72

CASE NOTES

Pc had quickie grades and Power, hadn't run R6EW, ran one session on the Clearing Course and had been incomplete on OT III X without auditing it since Jan. 71. The pc had a very heavy drug history and had pushed drugs but his only drug handling had been the Class VIII Drug Rundown. He received some L10 auditing in 1971 on which some Evil Purposes had been found, but not run out R3R. The pc had always run fast, but in most cases glibly, not fully in session. The pc had a record of causing upset in the orgs he had worked in.

EXPANDED DIANETICS PROGRAM—4 Apr. 72

Incomplete Dianetic pc with staledate LRH C/S from Dec. 6, 71 for Dn FFT and L3B RD—R/Sing on "postulate checks," "spinning" and "out-ethics."

OCA low on right, up on left. Per ExDn lecture No. 1 FFT are only done if it comes up or bogs running Triples.

0. DECLARE M1 W/Cing COMPLETE.
1. HAVINGNESS PROCESS FOUND AND RUN AT END OF EACH SESSION.



2. CLEAR EACH WORD IN L3 EXDN AND R3R COMMANDS.
3. L3 EXDN RUNDOWN (M5 AND HANDLE TO F/Ning LIST).
- 4a. L10 EV PURPS RUN R3R TRIPLE. (ADDED LATER.)
- 4b. 2WC PT ENVIRONMENT AND NOTE ALL BD ITEMS.
5. TAKE BEST READING ITEMS IN 4 AND GET EMOTIONS AND INTENTIONS CONNECTED TO ITEMS—R3R TRIPLE TO F/Ning LIST.
6. ASSESS CL VIII LIST (C/S 6), GET INTENTIONS, EMOTIONS CONNECTED TO BEST READING ITEMS R3R TRIPLE.
- 6a. EMOTIONAL STRESSES WF HANDLE R3R TRIPLE.
7. CLEAR AND ASSESS LX3 HANDLE R3R TRIPLE.
8. CLEAR AND ASSESS LX2 HANDLE R3R TRIPLE.
9. CLEAR AND ASSESS LX1 HANDLE R3R TRIPLE.
10. NEW OCA.

Case Note

From 6 Apr. through 22 Apr. the pc received 6 sessions on M1 Word Clearing and on 23 Apr. attested with F/N, VGIs. The Expanded Dianetics Auditor then wrote up the following.

Auditor Comment and C/S—23 Apr. 72

The pc has been programed for Expanded Dianetics. He has finished the auditing steps on his Primary Rundown.

1. Find Havingness Process and run to F/N.
2. Clear each word in the L3 EXD and R3R commands.
3. L3 EXD Rundown M5 to F/Ning list (1–80).

LRH—23 Apr. 72

Okay.

This pc has had lots of evil purps found on L10. These must all be R3Red Triple. (Note by LRH on a yellow card on pc's folder.)

Session—23 Apr. 72

Cleared all the words. Handled 13 reads from the L3 EXD to F/N.

Exam: TA 2.6, F/N, VGIs.



After the Primary Rundown, words are a breeze. The main thing coming up on the L3 EXD is that he just wants more Dianetics.

1. 2WC to F/N.
2. Havingness.
3. Reassess L3 EXD and handle to F/Ning list.
4. 2WC PT Environment. Note all BD items.
5. List the intentions and emotions connected to reading items in 4, R3R Triple.
6. Class VIII list—Assess and get intentions and emotions connected—R3R Triple to F/Ning list.
7. Do Emotional Stress White Form—run emotional stress items R3R Triple.
8. Clear and assess LX3 and handle R3R Triple. (Taking reads as the words are cleared.)
9. Clear and assess LX2 and handle R3R Triple.
10. Clear and assess LX1 and handle R3R Triple.
11. Havingness.

LRH—23 Apr. 72

Well done. C/S omits yellow card note which has to be done as it's this Environ.

Adds: "3A. run past L10 Ev Purposes found. R3R Triple." to C/S

Session—24 Apr. 72

F/N at start of session. Havingness to F/N. Reassessed L3 EXD which F/Ned. Ran 4 ev purps from L10 R3R Triple. On the PT Env two-way comm got 4BD items. Listed "intentions connected with Flag," all were good intentions. Ran 3 of the intentions R3R Triple. The pc R/Sed on going through an incident in which a military commander he worked for helped him survive. Listed the "emotions connected to Flag" and ran 3 R3R Triple.

Exam: TA 3.8–2.8, F/N, VGIs.

Auditor Comment and C/S—24 Apr. 72

We ran the ev purps—which he loved. He had some physical changes and increased body perception. He blew mass from a part of his back. He's never been able to feel that part of his back before.

1. Two-way comm to F/N.
3. Hav to F/N.
3. Continue from step 5 of C/S 23 Apr. 72.
4. Havingness.

LRH—24 Apr. 72

Very well done. A nice job.

This is great!!! He still had the ev purps.

“Okay” on C/S.

Session—25 Apr.72

Two-way comm to F/N. Hav to F/N. Listed “intentions connected with production” (another item from the PT Env two-way comm). Ran 1 item R3R triple. Listed emotions and ran 6 items R3R Triple. Then listed intentions on his former org and ran 2 R3R Triple. On asking for emotions the pc said he already ran them out. The last BD item from the PT Env two-way comm was “comm evs” but the pc said he didn’t have anything on it. Next assessed the C/S-6 list and “auditing” and “reviews” read. The intentions and emotions on these were listed and 2 items were run R3R triple. Then the list was assessed and F/Ned. Did the WF most of which the pc F/Ned, then ran R3R Triple on two items from it. Assessed the LX3 and ran 3 items off of it R3R Triple. Assessed the LX2, one item read, but pc had no interest. Assessed the LX1 and one item was run R3R Triple. Hav to F/N.

Exam: TA 2.8, F/N, VGIs.

SECOND EXPANDED DIANETICS PROGRAM—25 Apr. 72

First program complete. There’s still plenty to dig up on him.

He’s not low on the left but has one point on the right that’s low. He is running engrams and implants well. He wants his O/Ws handled so this should do a good job on it.

0. HAVINGNESS AT START AND END OF EACH SESSION.
- 1a. ASSESS THE ADMIN SCALE.
- 1b. GET INTENTIONS CONNECTED TO BEST READING ITEMS, R3R TRIPLE, TO F/Ning LIST.
- 2a. ASSESS: GAMES, RULES, PLAYERS, BARRIERS, FREEDOMS, POSSIBILITY OF WINNING, POSSIBILITY OF LOSING.
- 2b. GET INTENTIONS CONNECTED TO BEST READING ITEMS, R3R TRIPLE TO F/Ning LIST.



- 3a. ASSESS: POSTULATE CHECKS, GROSS INCOME, INCOME, BILLS, RESERVES, PURCHASE ORDERS, CRUSH SELL, HOT PROSPECT REG, PIRATES, MONEY, ETHICS.
- 3b. GET INTENTIONS CONNECTED WITH BEST READING ITEMS, R3R TRIPLE TO F/Ning LIST.
- 4a. ASSESS: ORGS, ASHO, USLO, SEA ORG, AOLA, EXECS, ORG OFFICERS, PRODUCT OFFICERS, COs.
- 4b. GET INTENTIONS CONNECTED, RUN R3R TRIPLE TO F/Ning LIST.
- 5a. SLOW ASSESS R1C AND NOTE ALL BD ITEMS.
- 5b. GET INTENTIONS CONNECTED TO BEST READING ITEMS R3R TRIPLE TO F/Ning LIST.
6. NEW OCA

Auditor Comment and C/S—25 Apr. 72

He's running well. He blew lack of feeling from his legs today as well as a big dose of radiation. We even blew a couple more ev purps that cropped up in incidents. He wants his O/Ws handled so this should get some.

1. Two-way comm to F/N.
2. Start new program.

LRH—25 Apr. 72

Very well done!

Session—26 Apr. 72

F/N at start. Hav to F/N. Assessed the Admin Scale and orders, goals, VFPs, purposes, policy and stats read and the intentions connected to each of them were listed. From these nine ev purps were run R3R Triple. The R3R was run after doing each list, not after doing all the lists. The Admin Scale was reassessed and F/Ned. Assessed the items in step 2a of the program and players, rules, games and possibility of winning read and the intentions connected were listed. 4 items were run R3R Triple. Then the items in step 3a were assessed and 8 of these read. The intentions for the biggest read were listed. One item was run and "blew the whole thing" and the list in step 3a was reassessed and F/Ned. Assessed the list in step 4a and pc had a persisting F/N and didn't feel anything was impinging.

Exam: TA 2.75–2.5, F/N, VGIs.

Auditor Comment and C/S—26 Apr. 72

Oh WOW! We certainly blew some stuff apart today! We got to a point where we had to knock off he was so happy and winning!!

1. Two-way comm to F/N.



2. Havingness.
3. Handle list of orgs, etc., with intentions connected, R3R Triple.
4. Slow assess R1C and note all BD items. Get intentions connected R3R Triple.

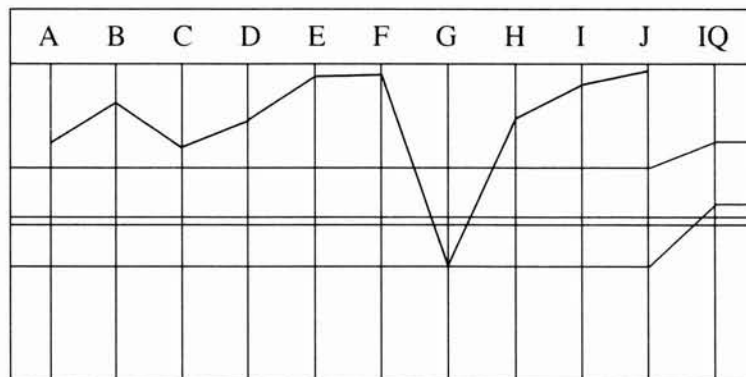
LRH—26 Apr. 72

Very well done. You're a tiger tamer.

Session—27 Apr. 72

F/N at start. Hav to F/N. Assessed the org list and listed the intentions connected to the 3 reading items. From this ran 3 items R3R Triple. Reassessed the org list and it F/Ned. Ran R1C getting the pc to itsa about various areas concerning the first dynamic. From this got two BD items which were listed for intentions and 4 intentions were run R3R Triple. Continued running R1C and listing intentions on BD areas and running the intentions. 2 more intentions were run R3R Triple. The pc had a persistent F/N through the 4th, 5th and 6th dynamics so the auditor ran some havingness and ended off.

Exam: TA 3.1–3.0, F/N, VGIs.



OCA—27 Apr. 72

3RD Expanded Dianetics Program—27 Apr. 72

The right side of his graph is coming up slowly but surely. But there's more work to do—more O/Ws to get off.

0. HAVINGNESS AT START AND END OF EACH SESSION.
1. PICK UP READING ITEMS FROM ADMIN SCALE WHEN PREVIOUSLY HANDLED AND GET "ANOTHER'S INTENTIONS TOWARD YOU CONNECTED TO (_____)." RUN R3R TRIPLE.
2. PICK UP READING ITEMS FROM LIST OF GAMES, RULES, PLAYERS, BARRIERS, FREEDOMS, POSSIBILITY OF WINNING, POSSIBILITY OF LOSING. GET "ANOTHER'S INTENTIONS TOWARD YOU CONNECTED TO (_____)." R3R TRIPLE.

3. PICK UP READING ITEMS FROM LIST (POSTULATE CHECKS, GI, INCOME, ETC.) GET “ANOTHER’S TOWARD YOU CONNECTED TO (______).” R3R TRIPLE.
4. PICK UP PREVIOUSLY READING ITEMS FROM LIST (ORG, ASHO, USLO, ETC.) GET “ANOTHER’S INTENTIONS TOWARD YOU CONNECTED TO (______).” R3R TRIPLE.
5. CLEAR AND ASSESS KNOW TO MYSTERY SCALE. GET INTENTIONS CONNECTED TO READING ITEMS, 3 FLOWS TO F/Ning LIST.
6. ASSESS ARCU. TAKE BIGGEST READ AND CURIOUS ABOUT _____ DESIRED _____ ENFORCED _____ INHIBITED _____ NO _____ REFUSED _____ BROKEN _____ DENIED _____ FALSE _____. RUN R3R TRIPLE ON BEST READING ITEMS. RE _____ ASSESS TO F/Ning ARCU.
7. CLEAR AND ASSESS THE AWARENESS SCALE LEVELS. RUN READING ITEMS R3R TRIPLE. REASSESS AND HANDLE TO F/Ning LIST.
8. ASSESS THE HAVINGNESS SCALE. RUN READING ITEMS R3R TRIPLE.
9. ASSESS: FAILED HAVINGNESS, FAILED INTEREST, FAILED COMMUNICATION, FAILED CONTROL, FAILED HELP, FAILED OVERTS, FAILED IMPORTANCE, FAILED LEAVE, FAILED PROTECT, FAILED TO ABANDON, FAILED TO ENDURE, INVERTED HELP, INVERTED CONTROL, INVERTED COMM, INVERTED INTEREST, OBSESSIVE CAN’T HAVE, NO EFFECT. RUN READING ITEMS R3R TRIPLE.
10. USING ABOVE BUTTONS SUBSTITUTE “DESIRED” FOR “FAILED” R3R TRIPLE. THEN SUBSTITUTE “ENFORCED” AND “INHIBITED” AND HANDLE—R3R TRIPLE.
11. ASSESS EXPANDED TONE SCALE AND HANDLE R3R TRIPLE.
12. 2WC “WHAT DO YOU REALLY WANT HANDLED?”—ON THAT ITEM L&N TO BD F/N ITEM—“WHAT INTENTION WOULD PREVENT YOU FROM (______).” R3R TRIPLE ON THE INTENTION.

Auditor Comment and C/S—27 Apr. 72

He’s doing great—but this Tiger needs *more* taming—see OCA. I want to triple up his intentions and pull up his responsibility even more! So I’ve written another program to do so.

1. Two-way comm to F/N.
2. Havingness to F/N.
3. Do program of 27 Apr. 72.
4. Havingness.



LRH—27 Apr. 72

Very well done. Somebody missed THE ev purp on him.

Session—28 Apr. 72

F/N at start. Hav to F/N. Did steps 1 through 4 of the new program and ran 6 more intentions R3R Triple. Assessed the Know to Mystery Scale which F/Ned. Assessed ARCU CDEINR Broken, Denied, False and ran Broken Comm R3R Triple. Reassessed and it F/Ned. Did step 7 of the program and ran one item from it R3R Triple. Did step 8 of the program and ran 2 more items R3R Triple. Did steps 9 & 10 and ran 4 more items R3R triple. Assessed the Expanded Tone Scale and ran 3 items off of it R3R Triple. Hav to F/N.

Exam: TA 2.9, F/N, VGIs.

Auditor Comment and C/S—28 Apr. 72

Another day another program. He'll run anything, but we have to get *THE* intention that's causing him to continue "messaging things up on post."

See what happens on this—then I'll reprogram accordingly.

1. Two-way comm to F/N.
2. Two-way comm "What do you really want handled?"
3. On item from 2 L&N "What intention would prevent you from _____?"
4. R3R Triple on item.
5. Havingness.

LRH—28 Apr. 72

Very well done.

"Okay" on C/S.

Session—29 Apr. 72

Two-way comm to F/N. The two-way comm on "what do you really want handled?" led to a BD F/N on "knowing my intentions are cleaned up and that I'm not using them suppressively or to destroy." The L&N in step 3 was then done and the item found was R3R'd Triple. Hav to F/N.

Exam: TA 2.6, F/N, VGIs.

Auditor Comment and C/S—29 Apr. 72

No real wow.

1. Two-way comm to F/N.
2. L4B M5 Intentions List and handle.
3. List to BD F/N "What intention would prevent you from being exterior with full

preception?” (Another BD item from the two-way comm.)

4. R3R Triple on item.
5. Two-way comm “What do you want handled?”
6. L&N intention—R3R Triple.

LRH—29 Apr. 72

Well done.

Being audited over out-ruds and Mis-U's. (Crosses out step 1 of C/S and puts:)

1. Fly all ruds and overts Triple.
 - 1A. Check for Mis-U words. M4.

Session—1 May 72

On F1 of ARC break, the pc mentioned the list done in last session so the auditor went to the L4B, found an item had been W/H from the list and extended the list to the BD F/N item “the intention to dominate others.” The other reads on the L4B were then F/Ned. Then did Triple ruds and overts. Next did the check for Mis-U words and M4'd the OT III pack and current auditing. Then ran the new L&N item found R3R Triple and the pc had a big win on it. Did the list in step 3 of the C/S to the BD F/N item “there's too much responsibility in it.” Then ran the item R3R Triple on which the pc had more big cognitions. On the “want handled?” Two-way comm the pc said nothing comes to mind, that those were the things that had his attention and it's great to be rid of them, F/N, VVGIs.

Exam: TA 2.7—2.8, F/N, VGIs.

Auditor Comment and C/S—1 May 72

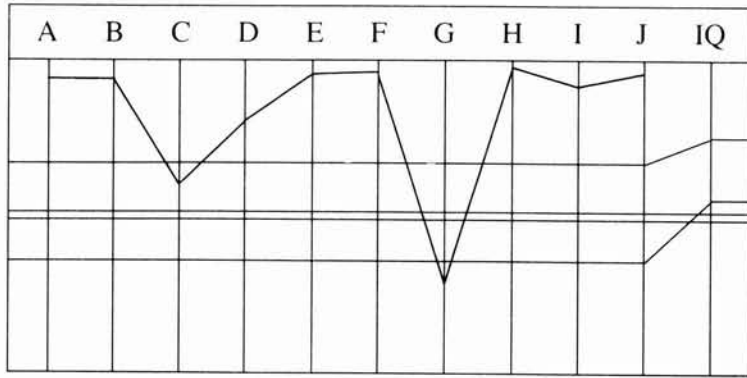
He got his wow. Looks like EP of ExDn.

1. New OCA.
2. D of P Interview.
3. If okay, declare ExDn. Program complete.
4. Product RD per TIP (Technical Individual Program).

LRH—1 May 72

Very well done. Wow!

“Okay” on C/S.



OCA—2 May 72

D of P Interview—2 May 72

On the interview, the pc said everything is fine, nothing he wants handled and wants to get back to his training, although he's not adverse to more auditing.

Auditor Comment and C/S—2 May 72

Not OK to declare. Trait G still down. Looked up the questions on OCA. Common denominator of nonoptimum questions is can't take responsibility for the actions of those close to him, is swayed by personalities, so:

1. 2WC to F/N.
2. List and R3R Triple his intentions regarding (terminal close to pc). R3R Triple.
3. List and R3R Triple (same terminal's) intentions regarding you.
4. List and R3R (same terminal's) intentions regarding others.
5. Two-way comm to F/N "Tell me about the (group the pc's involved with)."
6. Do steps 2, 3, 4 on any terminal that reads well.
7. Two-way comm "Tell me about personalities you've met."
8. Steps 2, 3, 4 on any hot items.
9. PTS RD. Include as a question "What persons have you really liked or admired?"

LRH—3 May 72

Go ahead and try it.

That unchanging graph is pretty spooky. If no shift, then he has done and is doing things very ungood.

Session—3 May 72

2WC to F/N.



On listing the intentions in steps 2 through 4 there was nothing the pc felt wasn't already handled. Did the two-way comm in step 5 and came up with 3 terminals that read. On doing steps 2, 3 and 4 on these, the pc felt that the intentions had already been handled, F/N, VGIs. Then did the two-way comm in step 7 and got 2 reading types of personalities. These were listed and again the pc had no charge on them, F/Ning on giving them. Pc felt very good at the end of session.

Exam: TA 3.4-2.7, F/N, GIs.

Auditor Comment and C/S-3 May 72

This didn't bite in first steps up to PTS Rundown. He was showing signs of overrun—but we can't leave that OCA down like that. (Note: He had very quick grades and Power—virtually no R6EW and Quickie Clearing, OT I and OT II, and is unflat on OT III.) Do the PTS Rundown and see what comes up.

1. Rud to F/N.
2. PTS Rundown adding two-way comm "What persons have you really liked or admired?"

LRH PROGRAM-4 May 72

Mess in (US Org) over his funds handling. Probably afraid of ethics. Something we don't know about this pc. Need data. Not getting anywhere. Awful OCA.

1. LRH C/S OF 4 MAY 72.
2. PROGRAM ACCORDINGLY.

LRH-4 May 72

Well done.

Both he and (org exec) are very worried. Note 1.1 remark to Examiner.

This guy is out-ethics.

1. Assess:
 - Out-lists (L4B if so) _____
 - Worried about Flag _____
 - Worried about (US Org) _____
 - Worried about ethics _____
 - Concerned over (org exec) _____
 - W/Hs from Flag _____
 - Out-ethics situation _____
 - PTS _____
 - Connected to a hostile person _____
 - Saying things to someone else _____
 - Discussing things out of session _____
 - Concerned about others' intentions _____
 - Afraid of trouble _____
 - Failed purpose _____
 - Want to leave _____



Don't feel safe	_____
O/R on words	_____
Misunderstoods	_____
People not saying	_____
Others withholding from you	_____
Heard things	_____
Something unhandled	_____

2WC to F/N—best to worst reads in turn.

2. C/S 53RRR handle.

Session—4 May 72

F/N at start. Assessed the list and handled 9 reads from it to F/N. On most the pc said it had been handled and wasn't really in session. Assessed the C/S 53 and handled a couple of reads, but nothing that impinged and then reassessed and the list F/Ned.

Exam: TA 2.7, F/N, VGIs.

Auditor Comments and C/S—4 May 72

His biggest concern right now is finishing his auditing, getting a post and finding out what's going to happen with him. He's stuck in a continuous PTP—Mystery as far as what will happen to him. He's also stuck in a win from his session on 1 May 72.

1. Put him to work as an expeditor.
2. PTS check—5 Apr. 72.

LRH—5 May 72

Well done.

Conclusion reached is not the correct one for the case. PTPs go with E/S. Or ExDn. Also, after a case F/Ns on a subject, it's usually blown. The answers tend to be what's wrong and the F/N says no longer that wrong. Get it?

So now we can handle.

There's an out-ethics scene with him. It F/Ned on worry about it, but not what it was.

The OCA says he's still bad off and it isn't changing! And he was the person making trouble in (US Org) with borrowings and donations.

D of P R-Factor:

“The Commodore is trying to handle things so you can be sent back to your org very soon. In order to do this, he has to make sure things will be all right with you and (US Org). Your OCA is low and didn't change. There's a new Rundown that handles this by handling the person's personal life. If



you're willing to cooperate we will do this. The Commodore is trying to keep ethics off your back over the donations being irregular. This can be worked out but only if you cooperate.

Are you agreeable to do this new rundown?

D of P Interview—5 May 72

Gave R-factor per C/S instructions. Asked, "Are you agreeable?" Pc answered, "Definitely so! Please. Should there be any question?" Pc's tone level—suppressed fear with good PR.

LRH—6 May 72

To Class XII Auditor.

Do it gently.

Please do the PL 3 May, all steps, on pc.

Work it out as you go.

Step 3 L&N "the out-ethics scene" item.

Step 4 L&N "How it would be a betrayal to Scn and Flag."

And get him to apply the formula.

Session—6 May 72

The auditor did the 3 May PL and in doing it, found that there were outnesses in his L10 and L10M auditing.

Exam: TA 2.3–2.25, F/N, VGIs.

C/S—6 May 72

Pc will need all actions from L10 that he wrongly had repaired.

(C/Sed the steps necessary to correct it.)

Danger Formula—7 May 72

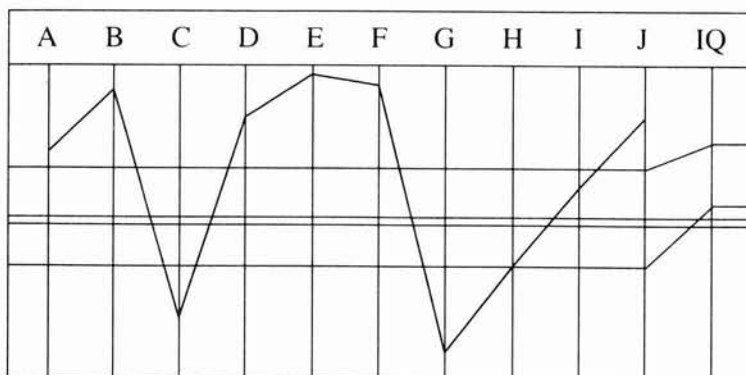
The pc wrote up the Danger Formula and attached his overt write-up, however, the overts were things already known about the pc or generalities.

Session—11 May 72

The pc gets his L10 repaired in one 7-hour session.

Exam: TA 2.7, F/N, VGIs.





OCA—11 May 72

NEW PROGRAM BY CLASS XII—12 May 72

Okayed and added to by LRH. OCA graph crashed after L10M Corr. Something missed.

Got to finish him off. Uneducated pc.

Use Hav every session—LRH

0. STANDARD PTS CHECK AS PER HCO PL 5 APRIL 72. HANDLE.
1. RUDS TRIPLE OF LONG DURATION, INCLUDING OVERT.
2. TWO-WAY COMM “WAS ANYTHING MISSED IN THE LAST AUDITING THAT YOU HAD?” *GET AN ANSWER.* HANDLE WHAT FOUND E/S OR BY LIST.
3. METHOD 4 “ON AUDITING” AND “SCN IN GENERAL.” REALLY CLEAN UP EVERY FAINTEST DOUBT.
4. CLEAR GF 40X WORDS, ASSESS METHOD 6, USE 2WC (NO RECALL/ENGRAM).
5. L3B RUNDOWN ON EARLIEST ENGRAMS RUN. (L3 EXD.)
6. PTS RUNDOWN “WITH NEW ‘CAN’T HAVE’ RD” —LRH. (USE TERMINALS IN PTS CHECK.)
- 6a. TRIPLE RECALL/ENGRAMS OF GF 40X.
7. REDO METHOD 1 W/Cing. (Was cheated on it AS WORDS OF ASSESSMENT WERE CLEARED.)
8. FULL FLOWN DN TABLE TO COMPLETION.
9. COMPLETE EXPANDED DIANETICS STARTED.

Auditor Note to LRH—12 May 72

Dear Sir,

I am sending up this folder to you to see program. His graph crashed severely and I think you may be interested to see it.



LRH—12 May 72

May have caved him in or may be more honest or made him guilty or something. Needs Hav every session *and* will get the new PTS RD when it comes up.

PTS Check—13 May 72

The check uncovers a terminal the pc formerly worked with who was later declared.

Exam: TA 2.25, F/N, VGIs.

C/S—13 May 72

Has been handled in ethics and disconnected from the terminal. OK to audit now.

1. Triple ruds of long duration, include overt.
2. Two-way comm “Was anything missed in your last auditing?” Really get an answer—handle E/S or if something like list or Dianetics, handle with appropriate list.

Session—15 May 72

Triple ruds were run, but went very shallow and on W/H and overts, nothing really gotten. On the two-way comm the pc mentions worrying about being an SP. Hav was run to F/N at end.

Exam: TA 2.8–2.5, F/N, GIs.

Auditor Comment and C/S—15 May 72

This uncovered some interesting stuff.

1. He answered the questions on the OCA by “what feels right.”
2. He thinks he’s SP and wants to handle it. He really sobered up today—no PR after getting that off.
1. Two-way comm to F/N.
2. M4 “on auditing” and “Scientology in general”—really clean it up.
3. Clear GF 40X—assess—use two-way comm only.

Session—15 May 72

F/N at start of session. Cleared words on GF 40X. F/Ned on checking for MUs in M4 “on auditing.” On checking for MUs on Scientology the pc said they were all cleared up, F/N. Assessed the GF 40X and found PTSness reading, took the reading items to F/N, but the pc felt most of them were ok,

no charge. Assessed the L3 EXD, handled the reads, but found no hot areas. Hav to F/N.

Exam: TA 2.3, F/N, VGIs.

Auditor Comment and C/S—15 May 72

I made a goof on the GF 40X RR by doing it M5 instead of M3, but it came out fine.

Should the “Can’t Have” steps be done during each terminal or come at the end of the full rundown?

1. Two-way comm to F/N.
2. 3 S&Ds.
3. Full PTS RD.

LRH—15 May 72

Well done. On query: PTS step of can’t have is done (for now) at end of full RD. This may be changed later.

(Learn M3 for GF40X RR.)

Session—16 May 72

Two-way comm to F/N. Did 3 S&Ds and found an item for each.

Exam: TA 2.4, F/N, VGIs.

Auditor C/S—16 May 72

1. Rud if no F/N.
2. Continue PTS RD.

Session—16 May 72

F/N at start of session. Checked the 3 terminals found on the S&Ds, but none were known before this lifetime. Took items from earlier S&Ds and PTS checks and ran 8 of them on the PTS RD steps. Then found two places and ran them. The pc was really winning on this. Hav to F/N at end of session.

Exam: TA 2.6, F/N, VGIs.

Auditor Comment and C/S—16 May 72

I think we’ve got him now. He’s running *very* well and really in session. Amazing cognitions. The area that was mostly down on his OCA had to do with trust and his has greatly increased today he said.

1. Fly a rud if no F/N.
2. Continue PTS Rundown.
3. End with Havingness.



LRH—16 May 72

Very well done. You really got him rolling!

Session—17 May 72

F/N at start. Ran 6 more places on the PTS RD steps. The pc was really in session and winning.

Exam. TA 2.4, F/N, VGIs. Statement: “Really I’m just having a ball. Really doing well. Seeing what I’ve done and taken responsibility. I’ve really been bettered in PT and I can see the gains I’ve made. It’s just great.”

Auditor Comment and C/S—17 May 72

He’s finally changing for the better to say the least. Note exam.

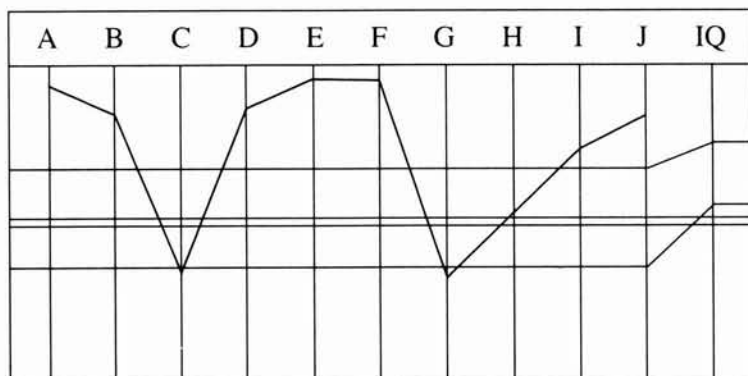
1. Two-way comm to F/N.
2. Can’t-Have Rundown.

New OCA.

Session—18 May 72

F/N at start. Ran the “Can’t-Have” steps on all the people and places run on the PTS RD. Pc ran very fast with good wins.

Exam: TA 2.9, F/N, VGIs.



OCA—18 May 72

Auditor Comment and C/S—18 May 72

He’s finished his PTS Rundown and Can’t-Have Rundown but his OCA has me totally baffled. It’s coming up again, but it looks like we’re right back where we started from.

1. 2WC to F/N.
2. PTS RD Corr List (to make sure).
3. Triple recall/engrams from GF 40X RR.



4. Redo M1 W/C (In the subject of _____ were there any earlier words you didn't understand.)
5. Continue program if time.
6. End with Havingness.
7. Declare Stability RD complete.

Session—19 May 72

F/N at start. Cleared the words on the PTS RD Corr List, assessed it and it F/Ned. Then did recalls on one item off of the GF 40X RR and the pc originated he thought that all the GF 40 items had been handled. In regards to Method 1, the pc said it was handled. Hav to F/N.

Exam: TA 2.6, F/N, VGIs.

Declare—19 May 72

Exam: TA 2.4, F/N, VGIs.

Success Story—

The Stability RD is INCREDIBLE. I achieved tremendous gains from it that are very tangible and real. I feel stable!!! Thank you, Sir.

Auditor Comment and C/S—19 May 72

He's already had the GF 40X items handled and redoing was an O/R. He also was not quickied on either of his two M1 W/Cings so I left it alone.

1. 2WC to F/N.
2. Full Flow Dn Table.
3. Havingness.

LRH—19 May 72

This "stuck point" of OCA is another ev purp, fixated. It will blow off or we'll find it.

He's going according to standard reaction except for the *one* stuck point on the right.

LRH—20 May 72

Very well done.

He doesn't need a FF Dn.

We've sort of lost our place in the book in the ExDn RD. I see it started, but no program.

Do new program.

I see he's had his L10 Ev Purps.

This cat is nearly through. He has a stuck viewpoint. He has not had Metalosis.



ExDn moves graphs. The stuck graph point is Responsible, Irresponsible.

R-factor: You will be here a few more days before leaving for (US Org).

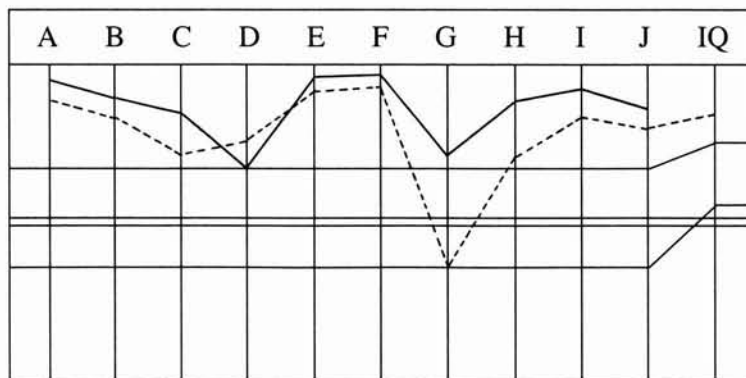
1. Fly all ruds Triple (to get the air clean)—
(org associate) is leaving.
2. 2WC, mark all reads and BDs as we want
THE ITEM, “What would it be awful to
have to take responsibility for?” (and let’s
not have an everything’s okay F/N). W/C
the hell out of the Q backwards first.

There is a trick of impinging such a Q after
W/Cing. “Now I’m going to ask you a very
serious question and I want you to give it
every thought.” Then ask it.

3. When you have *the* item that really read
well, L&N “What would be the intention of
somebody who would do that?” If the
answer to Q2 above *was* a goal or intention,
omit this.
4. R3R Triple on it.
5. Havingness.

Session—20 May 72

Triple ruds are done. Next, the auditor clears the question fully, including the
R-factor and asks, “What would it be awful to have to take responsibility
for?” A BD item is found “Being responsible for the screw-ups within the
zone of my influence,” and is run R3R Triple to EP. The pc has very big
wins and is exterior with a dial-wide F/N and VVGIs at EOS.



OCA—20 May 72

Auditor Comment and C/S—20 May 72

WE FINALLY DID IT!!!

His graph is beautiful. He *totally* changed—Ext and perception among other



things. Your C/S hit right where he needed it. He finally got the R/S and ev purp run that was pinning him down.

1. Declare ExDn complete.

LRH—20 May 72

Very well done.

Absolutely classical. ExDn at its best!

Declare—20 May 72

Exam: TA 2.5, F/N, VVGIs.

Success Story—

I have never achieved so much. Boy!!! This is a breakthrough beyond my belief. I feel clean, I have changed physically. I feel healthier and more honest. Sir, all my thanks.

Case Note

After completing his Expanded Dianetics auditing in May, 1972, the pc had no auditing for about two years.

In early 1974, his Drug Rundown was expanded. In March 1974, the pc had some more ExDn which consisted of R3R on culled evil purposes and some R/S handling (nothing actually run on the R/S handling). He had the Vital Information Rundown in late 1974.

In September 1976, the pc completed his Expanded Grades. An Expanded GF 40 was also done to F/Ning list.

In December 1976, the pc's Expanded Dianetics auditing was continued. He had been very anxious to get his intentions handled and had stated so quite a few times.

Note to C/S—8 Dec. 76

The LRH C/S of 20 May 72 was never completed. The pc ran a chain of overts and the R/S turned on, but he hasn't run the evil purpose connected to it. (May have blown, but he's still having the same trouble; probably keyed-out in the 20 May 72 session.)

EXPANDED DIANETICS PROGRAM—8 Dec. 76

Incomplete ExDn. R/Ses never really handled. G trait dropped again (+ 16) though not in the white. Ethics whys and computations not R3Red.

0. CULL ALL EVIL PURPOSES SINCE LAST EXDN.
CULL ALL ETHICS WHYS AND COMPUTATIONS.
VERIFY ALL R/Ses ARE CULLED.
1. CHECK "WHAT WOULD BE THE INTENTION OF SOMEBODY WHO WOULD SCREW-UP WITHIN THE ZONE OF HIS INFLUENCE?" L&N. R3R TRIPLE THE ITEM. (NOTE: THIS WAS THE PART OF THE LRH C/S OF 20 MAY 72 THAT HADN'T BEEN COMPLETED.)
2. CHECK AND R3R ALL NEW CULLED EV PURPS, ETHICS WHYS AND COMPUTATIONS.



3. R/S HANDLING VERIFIED.
4. SERVICE FACS BY DYNAMICS.
5. METALOSIS RUNDOWN.
6. CONDITIONS BY DYNAMICS.
7. EXCHANGE BY DYNAMICS.
8. OCA.

Session—10 Dec. 76

Step 1 of the program is done. The evil intention is found and run R3R Triple.

Exam: TA 2.4, F/N, VGIs.

Note—10 Dec. 76

The pc was removed from his post and became quite upset over it. Repair actions were done to handle the upset including running out the post removal with R3R. On 21 Dec. 76, the pc's ExDn program was continued.

Session—21 Dec. 76

Two culled Evil intentions are run R3R Triple, "the intention not to assume responsibility for it" and "the intention to attack."

Exam: TA 2.75, F/N, VGIs.

Session—22 Dec. 76

Another ev purp is run R3R. "To have sex with no responsibility connected with it." The session is ended on a persistent F/N.

Exam: TA 2.25, F/N, VGIs.

Session—24 Dec. 76

Five more culled items are run R3R Triple. The pc is running very well.

Exam: TA 2.7, F/N, VGIs.

Session—27 Dec. 76

The culled ev purps, ethics whys and computations are completed. Most of the items run are on the subject of sex or responsibility. The R/S handling is started and one ev purp is run in connection with a rock slamming subject.

Exam: TA 3.0, F/N, VGIs.

Session—28 Dec. 76

Two more terminals from R/Ses are taken up. Triple flow intentions are listed for on each of these terminals, but none of the questions read—so nothing is handled on the remaining R/Ses. The Serv Fac by Dynamics action is begun. The pc's disability item is found and run R3R Triple. The session is ended on a big win.

Exam: TA 2.9, F/N, VGIs.



Note—29 Dec. 76

On this date, the pc got into serious ethics trouble—a very low condition—and was off auditing for a while. Before his ExDn was continued, he received an R/S verification confessional in which some new R/Ses were discovered.

PROGRAM—15 Apr. 77

1. R3R TRIPLE ALL CULLED UNRUN EV PURPS AND ETHICS WHYS.
2. DYNAMIC CONFESSIONAL.
3. R3R ALL CULLED EV PURPS FROM #2 ABOVE.
4. L&N FOR EV PURP AND R3R TRIPLE ON ALL R/Ses.
- 4A. QUAD UP HIS DIANETICS.
5. L&N ROBOTISM WHY AND R3R QUAD.
6. SERV FACS BY DYNAMICS AND R3R QUAD.
7. INTERVIEW AND REPROGRAM.

Session—15 Apr. 77

One culled ev purp is run R3R Triple to EP. Havingness is done at EOS.

Exam: TA 2.25, F/N, VGIs.

Session—16 Apr. 77

Three more culled ev purps are run R3R. Hav at EOS.

Exam: TA 1.8, F/N, VGIs.

Session—17 Apr. 77

The culled ev purp running is continued. The pc also originates several heavily reading ev purps in the session which are R3Red. The session is ended on a floating TA.

Exam: TA 1.9, F/N, VGIs.

Session—18 Apr. 77

One more culled ev purp is run and an ethics why is run R3R Triple. Another ethics why is started, but bogs and an L3 EXD is done to handle. The session is ended.

Exam: TA 1.8, F/N, VGIs.

Session—19 Apr. 77

The bogged ethics why from last session is taken up for further handling as a “wrong item” is suspected. An L4BR is done and the scene is mostly cleaned up.

Exam: TA 2.2, F/N, GIs.



Session—20 Apr. 77

A more extensive handling of “wrong ethics why” is done and the scene is totally cleaned up. A new Evil Purpose is found “a suppressive intention” and run R3R Flow 1.

Exam: TA 2.1, F/N, VGIs.

Session—21 Apr. 77

Flows 2 and 3 of the item from last session are run R3R Triple.

Another computation is run to EP. From an L3 EXD question (It was really your intentions that should have been run?). Triple intentions connected with a past post the pc had are listed.

None are run as there were only good intentions. Attitudes connected with this post are also listed (not L&N) and run R3R Triple (because of a similar situation with an L3 EXD). Two more culled ev purps are also run to EP. All is running smoothly.

Exam: TA 2.2, F/N, VGIs.

Session—23 Apr. 77

Three more culled ev purps are run (mostly second dynamic items) R3R to EP. That completes the culled items to be run. The Dynamic Confessional (using HCO Info Letter 11 Apr. 62) is started and runs smoothly.

Exam: TA 2.5, F/N, VGIs.

Session—24 Apr. 77

The Dynamic Confessional is continued. The pc feels he’s getting his dynamics sorted out.

Exam: TA 2.0, F/N, VGIs.

Session—26 Apr. 77

The Dynamic Confessional is completed. One ev purp (culled from recent actions) is run R3R Triple. No more culled ev purps are reading.

Exam: TA 2.3, F/N, VGIs.

PROGRAM—27 Apr. 77
(add after #3 of 15 Apr. 77 program)

- 3A. L&NS AND R3R ON HOT OVERTS FROM DYNAMIC CONFESSONAL.
- 3B. DYNAMIC SORT OUT ASSESSMENT. 2WCs/R3R TRIPLE, HANDLE M3 TO F/Ning LIST.
- 3C. PREPARED ASSESSMENT (SEE SESSION 1 MAY 77 FOR ASSESSMENT). EACH READING ITEM RUN RECALL/SECONDARY/ENGRAM/TRIPLE.
- 3D. R3R TRIPLE ANY CULLED EV PURPS FROM ABOVE SESSIONS.



3E. COMPLETE R/S HANDLING (CONTINUE WITH STEP
#4 OF 15 APR. 77 PROGRAM.)

Session—27 Apr. 77

Using BD overts from the Dynamic Confessional, some more ev purps are found and run. The auditor lists, “What evil purpose would prompt punishing yourself?” and runs the item R3R Triple. Also, “What evil purpose would prompt distrusting yourself all the time?” R3R Triple on item. An R/S turns on while running the item. “There’s no possible way that I can control committing overts.” Another ev purp is also run to EP.

Exam: TA 2.1, F/N, VGIs.

Session—29 Apr. 77

Two more heavily charged overts from the confessional are taken up in the same manner as last session. The ev purps are handled. The Dynamic Sort Out Assessment is started (per program addition of 27 Apr. 77).

Exam: TA 2.3, F/N, VGIs.

Session—30 Apr. 77

The Dynamic Sort Out Assessment is continued. The pc has a lot of attention on getting his R/Ses handled and the session goes a bit rough. An R/S turns on and off.

Exam: TA 2.0, F/N, VGIs.

Session—1 May 77

An LIC is done to handle the pc’s ruds. The Dynamic Sort Out Assessment is ended off temporarily. The prepared assessment is done per step #3B of the 27 Apr. program addition. The assessment consists of the following items: Falsely labelled, 3rd partied, labelled, declared, busted, expelled, dismissed, defrocked, branded, excommunicated, cast out, banished, maligned, caught, found out, punished, imprisoned, betrayed. Two of these items are taken up and handled (per the program). Two more R/Ses turn on in the session. For a short while in the session, the pc changes valence and an R/S turns on for four minutes.

Exam: TA 2.3, F/N, VGIs.

Session—2 May 77

The prepared assessment handling is completed to F/Ning list as is the Dynamic Sort Out Assessment. Some recently culled ev purps are checked for read, but all are F/Ning.

Exam: TA 2.1, F/N, VGIs.

Session—3 May 77

R/S handling is begun. The first R/S is on the subject of ethics. No terminal can be found so the auditor lists, “Concerning ethics, what ev purp has another had towards you?” An item is found and handled. The other two



flows of intentions are also listed and run. Some more items are handled and the pc has a big cog on running the item “to destroy Scientology.” At the end of session the pc says, “This session changed my life!”

Exam: TA 1.9, F/N, VVGIs.

Session—5 May 77

More R/Ses are taken up for handling. Most of the ev purps found have been handled earlier. One evil purpose, “to unmock me,” is run R3R to EP. Pc doing very well.

Exam: TA 2.3, F/N, VGIs.

Session—6 May 77

The pc locates himself as the terminal of an R/S. Intentions are found and run R3R Triple to EP. He realizes he’s been doing himself in and has big cogs on the subject of OT.

Exam: TA 2.1–2.0, Floating TA, VVGIs.

Session—8 May 77

The R/S handling is completed. Recent culled ev purps are checked and handled. One is handled R3R Triple. Next, a list of overts the pc has committed is assessed (generalized overts) and taken up. “What Evil Purpose would prompt enturbulating someone?” is listed and the item is run R3R Triple. Triple intentions are listed and run on “Nazis.” The pc is making good wins.

Exam: TA 2.0, F/N, VGIs.

Note—8 May 77

The pc’s auditing was discontinued for a short while at this point so his auditor could make up a full flow table, as the next step of the pc’s program was to quad his Dianetics.

Session—14 May 77

All of the pc’s Dianetic items are quadded up to PT.

Exam: TA 1.8, F/N, VGIs.

Session—15 May 77

The robotism handling is attempted, but the pc has no charge on it and doesn’t feel it applies to him—so it is not done. The next step is Serv Fac by Dynamics. First, the pc’s disability is L&Ned for (per ExDn Series 20) and the item is, “that I have a body and it’s going to die anyway.” The item is run R3R quad using “Locate a time that another made you wrong with (item)” as the command. A list of the dynamics is assessed to determine charged areas. Quad L&Ns are done on reading dynamics and the fixed postulates are run R3R quad. The list of dynamics is reassessed and F/Ns. The pc is flying and feels he’s finished the rundown.

Exam: TA 2.1, F/N, VVGIs.

Declare—16 May 77

Pc attests to completion of Serv Facs by Dynamics with F/N VGIs.

Session—16 May 77

Another R/S has been discovered, so the subject is taken up to handle. It turns out that it has already been handled and the session is ended.

D of P Interview—16 May 77

An interview is done to get data about areas of the pc's case. Mainly, the pc is very concerned that it's certain that all of his R/Ses and ev purps are handled. It's also discovered that the pc gets headaches from time to time.

Session—17 May 77

An ExDn Repair List (ExDn Series 2) is assessed and nothing is reading. PC is *very* concerned with getting all of his R/Ses handled.

Exam: TA 2.2, F/N, GIs.

PROGRAM—17 May 77

Good wins. Concerned about his R/S handling.

1. HANDLE HEADACHE (SEE INTERVIEW) WITH APPROPRIATE CORRECTION LIST.
2. L3 EXDRB ON HIS R/S HANDLING M3 AND HANDLE ANY BPC AND/OR MISSED EV PURPS.
3. RE-CHECK FOR READ AND R3R QUAD, "TO SURVIVE BY IMPLANTATION" AND "TO ACHIEVE AND HAVE WITHOUT EXERTING FAIR EXCHANGE AND WORK."
4. CONFESSIONAL OF 12 MAY 77 (A CONFESSIONAL THE C/S MADE UP.)
5. HANDLE ANY EV PURPS FROM CONFESSIONAL, R3R QUAD.
6. CONFESSIONAL (TO BE WRITTEN) COVERING PROMISCUITY, MARRIAGE, "WITCHCRAFT" SEXUAL THINGS, ETC.
7. FIND AND RUN OUT EV PURPS #6 ABOVE R3R QUAD.
8. CONFESSIONAL (TO BE WRITTEN) COVERING 3D BROADLY, INCLUDING—(POST PC HAS HELD), EXEC POSTS, ETC., TO CATCH ANY MISSED R/Ses OR HEAVY OVERTS.
9. HANDLE EV PURPS FROM #8, R3R QUAD.
10. 2WC ON VITAL INFO RUNDOWN AND FLATTEN IF STILL CHARGED.



11. HIDDEN STANDARD RUNDOWN, IF PC IS NOW STILL CONCERNED ABOUT "MY R/Ses" OR WHETHER HE'S MAKING IT.
12. FLATTEN WANTS HANDLED RUNDOWN.
13. R3R QUAD ALL UNRUN CULLED EV PURPS TO DATE.
14. NEW OCA AND INTERVIEW.

Session—20 May 77

An LIC is done re: headaches and some head mass the pc has blows. An L3EXDRB is done "On your R/S handling _____?" and nothing is reading. Pc feels there's nothing wrong with the R/S handling he's had so far. The two ev purps from step #3 of the program are checked and neither are reading. A specially written confessional on the subject of dishonesty in revealing overts and withholds is started. The pc is doing very well.

Exam: TA 2.0, F/N, VGIs.

Session—21 May 77

The confessional begun in last session is continued and completed.

Exam: TA 2.0, F/N, VGIs.

Session—25 May 77

Some charged terminals from the confessional are taken up by listing for Quad evil intentions on the item. These are run with R3R. One culled ev purp from the confessional is also handled.

Exam: TA 2.1, F/N, VGIs.

Session—25 May 77

An extensive confessional on the second dynamic is begun. The pc has a big win at the end of session and says, "I've regained the ability to see the good things on my second dynamic."

Exam: TA 2.0, F/N, VVGIs.

Session—28 May 77

The second dynamic confessional is continued. All is going smoothly.

Exam: TA 2.15, F/N, VGIs.

Session—29 May 77

The confessional is completed. Reading overts are taken up such as, "What evil purpose would prompt stealing another's wife?" The item is run R3R Quad. Culled ev purps from the confessional are also run with R3R. The PC has very big wins on the subject of the second dynamic.

Exam: TA 2.1, F/N, VVGIs.



Session—29 May 77

Further handling is done on data from the 2D confessional. A culled intention “to inflict pain” is run R3R Quad. Then, the auditor lists, “W/W couldn’t take responsibility for starting or ending 2Ds?”—Item: “an irresponsible person.” Quad intentions are listed and run regarding this terminal. Also “What evil purpose would cause the formation of an irresponsible person valence?” The item is handled. Pc is doing very well and gains the ability to as-is energy.

Exam: TA 2.0, F/N, VGIs.

Session—30 May 77

A third dynamic confessional is done. This area doesn’t seem very charged and goes quickly.

Exam: TA 1.85, F/N, VGIs.

Session—1 June 77

A 2WC is done regarding the pc’s Vital Info Rundown. He feels fine about it—no charge. The pc is also asked whether he’s still concerned about his R/Ses. All is fine on that. The Multiple Flow Ev Purp Rundown is attempted, but the pc F/Ns on all of the list questions. Wants Handled is taken up next. By L&N, it is found that the pc wants to handle “the ability to be at cause over dishonesty.” The auditor then lists, “W/W would have the ability to be at cause over dishonesty”—Item: “a wise old man.” Quad intentions are listed and run on this terminal and pc feels there’s no more charge on it. The pc has very big wins and feels he may have completed ExDn.

Exam: TA 2.1, F/N, VGIs.

Program—2 June 77

Doing well, near complete. Dynamics 1, 4, 5, 6, 7 and 8 not fully covered.

1. DYNAMIC ASSESSMENTS ON EACH DYNAMIC.
AEIs ON THOSE THAT READ TO F/Ning
ASSESSMENT.
2. CULL ANY HOT AREAS FOR L&N EV PURP
HANDLING.
3. CULL AND RUN EV PURP FROM 1 AND 2 ABOVE.
4. RECHECK EV PURP MULTIPLE FOR READS ON
L&N QUESTIONS.
5. OCA AND INTERVIEW.

Session—5 June 77

A prepared assessment consisting of many items on the first through fourth dynamics is done, taking up charged areas of each dynamics in turn. AEIs are assessed and handled on reading items. Pc does well on the action.

Exam: TA 2.25, F/N, VGIs.



Session—6 June 77

Futher lengthy prepared assessments are done on items from the fifth through eighth dynamics. The pc F/Ns throughout almost all these items. Nothing is taken up for handling.

Exam: TA 2.2, F/N, VGIs.

D of P Interview—6 June 77

An interview is done to locate any areas the pc may still need handling in. Pc has some attention on that he may have some difficulty with people in the future; some apprehension. Everything else is F/N, VGIs.

Session—6 June 77

A session is done to locate any more specific data regarding the apprehension discovered in the interview. A terminal is found whom pc feels he may have difficulty with. He also feels that he may be impeded on his way to the top.

Exam: TA 2.0, F/N, GIs.

Session—7 June 77

Quad intentions are listed and R3Red on the terminal found in the last session. Next, the auditor lists, “W/W has impeded your way to the top?”—no item is found. Also, “W/W have you impeded on his/her way to the top?” An item is found and quad intentions are listed and run. “W/W has impeded others on his/her way to the top?” is listed and F/Ning with no item. Flow 0: “How have you impeded your way to the top?” is listed to item: “restraining myself from doing evil actions.” Next, the auditor lists “W/W would restrain himself from doing evil actions?”—Item: “Me.” This item had already been listed for quad intentions, so the session is ended. Pc is very pleased with the session.

Exam: TA 1.95, F/N (dial), VGIs.

Session—7 June 77

“What evil action are you restraining yourself from doing?” is listed to item: “restimulating people.” Then, “What evil purpose would prompt restimulating people?”—Item: “to suppress.” This item has already been run before, so the session is ended.

Exam: TA 2.3, F/N, VGIs.

Note—7 June 77

The C/S discovers that previously run items have been coming up again and gets the auditor to write up more data on this. Futher investigation by the auditor reveals that most of the items that have been coming up again had been run very lightly earlier or were items that were originally not from an L&N list. A handling is recommended for this as it seems as though there are either wrong items or unflat items.

Session—8 June 77

Each recent list which had an item that had been run previously is verified or

corrected. Items found to be correct are checked for read and if reading are run R3R Quad. New items are also run. The session goes very well.

Exam: TA 2.0, F/N, VGIs.

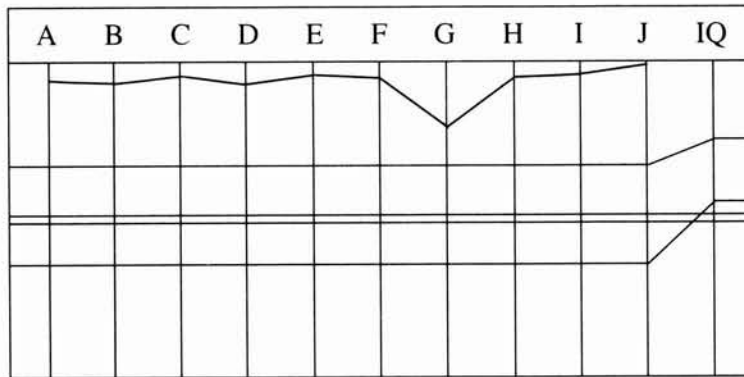
Session—9 June 77

The item “to suppress” is run R3R Quad to EP. (This was another one of the items which wasn’t run because it had been “previously run.”)

Exam: TA 2.5, F/N, VGIs.

D of P Interview—9 June 77

Pc feels great—nothing left that he wants to handle. Everything is fine.



OCA—9 June 77

Note—9 June 77

The pc’s OCA is very good—with all points in the 90’s except G, which is noticeably lower than the others. The auditor finds out what the questions on the OCA are about (that the PC answered incorrectly) and the following actions are done.

Session—10 June 77

The auditor lists, “What unworthy motive would prompt one to put personality over merit?” The item is found and run R3R Quad. Two prepared assessments are done on the same area, but nothing else is found reading.

Exam: TA 2.0, F/N, VGIs.

Session—10 June 77

A short confessional is done on the subject of harming others through dishonesty. Nothing is found; the pc is very clean and F/Ning.

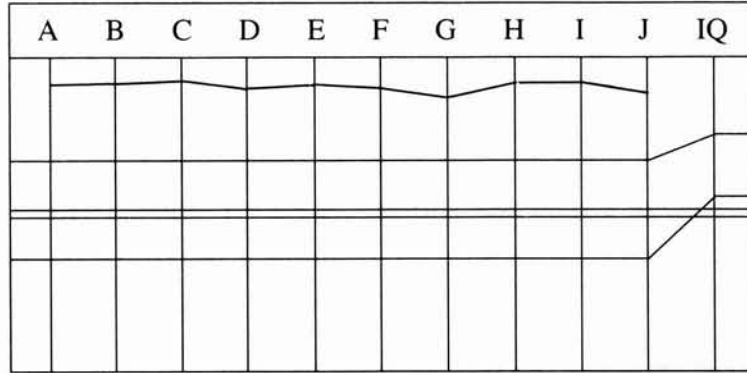
Exam: TA 2.0, F/N, VGIs.



Session—10 June 77

A 2WC is done on wins the pc has had in ExDn auditing. Pc says the biggest win was, “knowing that my aberrations were addressed and handled and that my actions will no longer be destructive.”

Exam: TA 2.0, F/N, VGIs.



OCA—10 June 77

Declare—11 June 77

The pc attests to Expanded Dianetics Completion with F/N VGIs.

Success Story

To attempt to put into mest words what I have achieved from ExDn would only do it an injustice. I have been taken from a very caved-in and guilt-ridden thetan to a person who recognizes what he has done, why and is no longer the effect of it. I have successfully been lifted out of the past, beyond the present and am operating in the future. I know I am clean. I have certainty and pride in myself and am capable of creating a bright and sane future. My life has changed. I am happy. Without ExDn I have no doubts I would never have achieved OT. I can use my abilities for the good of mankind.

My deepest appreciation goes to my auditor who cared and helped me through more than you could know. And to my case supervisors who were nothing less than excellent. And to the Commodore, the man who made sanity possible.

L. RON HUBBARD
Founder

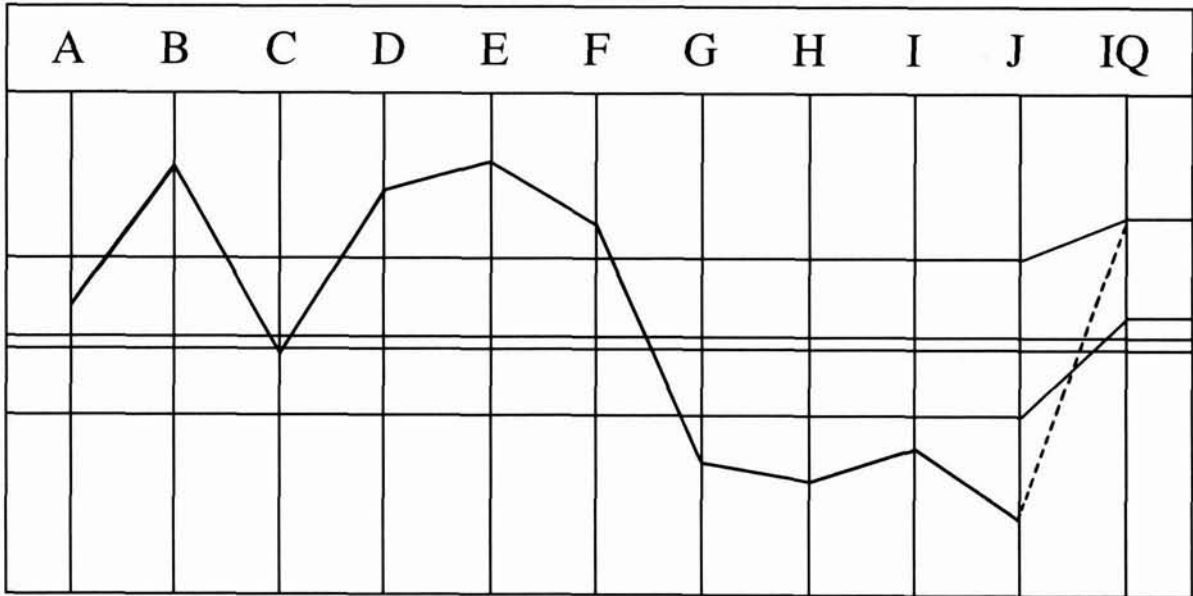
Revision assisted by
LRH Technical Research
and Compilations



Remimeo
ExDn C/Ses
ExDn Auditors

Expanded Dianetics Series 13

EXPANDED DIANETICS CASE F



OCA Graph 22.12.71 (last graph available before Exp Dn)

**CASE NOTES AND SETUP PROGRAM
BY ExDn SPEC—**

Case level OT IIIX. Chronic sickie. Bypassed Dn case. L11 and L12 over very unflat Dianetics.

Has run well on emotions. Misemotional about auditing. Refused auditor change.

PTS RD done and corrected, but no MAA check done.

0. HAV BEFORE AND AFTER EACH SESSION.
1. D OF P DO PTS CHECK AND HANDLING AS NECESSARY.
2. WHO WOULD I HAVE TO BE TO AUDIT YOU? TO EP.



- 2a. WHAT COULD YOU TALK TO ME ABOUT? ADDED BY LRH.
3. HAV + TOUCH ASSISTS UNTIL PC STRONGER.
- 4a. CLEAR WCCL AND W/C M1 C/S-1.
- 4b. WCCL TO F/NING LIST.
- 4c. W/C M1. ADD: PROCESSING, TECH, STUDY, ORGS, DESPATCHES. HANDLE TO F/NING LIST.
5. W/C M2 FIRST MATERIALS READ OR HEARD:
 - (a) IN SCIENTOLOGY
 - (b) IN ADMIN.
6. TO EXDN.

Program started—20 Apr. 72

D of P Interview—

On checking for PTS Type A Pc says no. *However, pc does feel she's PTS to post environment.* Pc says, "I'm physically sick and because of that I'm getting ExDn. So far had a lot of medical handling and so far not much handled. The doctor I just went to seems to think he spotted some sort of worm in my system, but it's not verified yet. MO should have the data but that's a medical thing. I know that I've got an overactive colon and also an ovarian infection.

I don't feel like I'm PTS—if I am it's a case thing."

D of P comments—

Pc really not confronting, obviously she is still sick! But with D of P action could not punch through that and get what it was or is. She's just very strongly blank on it.

LRH Comment—

No she isn't blank.

She's PTS to environment of post!

PTS is a person or thing.

New program needed to list this.

D of P. Do on meter next time.

LRH C/S—20 Apr. 72

Says she was PTS to environment of post.

She is PTS.



She thought you'd debar auditing I'm sure.

- 1. Clear backwards, L&N "Who or What in your post environment were you PTS to?"
Check for read. List to BD F/N item.**
- 2. R3R Triple on item.**

The pc was not audited that day so LRH put the above C/S as step 3a on the program and C/Sed to do step 2 first.

§

LRH C/S—21 Apr. 72

- 1. Who would I have to be to audit you? F/N.**
- 2. What could you talk to me about? F/N.**
- 3. Touch Assist.**
- 4. Hav.**

The C/S was done. In addition the MO gave the pc a couple of Touch Assists for a pain in the lower tummy. The pc says at the Examiner: "It was a nice session. But there is something with R3R and me that don't agree. But I liked the session." TA 2.2 Normal F/N VGIs.

Auditor's Comments and C/S—

Pc's in-session mannerisms are so similar to (Case B's) initial sessions it's amazing. The same "Well it's a bit silly trying to run engrams on *me*, but I'll play along" attitude.

We're not in the pc's area of interest.

- 0. D of P PTS check.**
- 1. 2WC to F/N.**
- 2. Clear L3 EXD word.**
- 3. L3 EXD RD to EP.**
- 4. 2WC "What do you really want handled?"
Note all LF, BD items.**

On this day LRH sends a note down for the folder:

This pc has had a lot of evil purposes found on L10, etc., that will have to be R3Red.

She has Mis-Us on and wrongly run Dianetics.

The auditor seeing this note writes a note to LRH.

Auditor note—23.4.72

Dear Sir,

Per my 21.4.72 session pc is much stronger, having had regular Touch Assists from the MO. She is up most of the day now.

Suggest my attached C/S.

1. D of P PTS check.
2. 2WC to F/N.
3. Clear WCCL and W/C C/S-1 words.
4. WCCL to F/Ning list.
5. Hav to F/N.

LRH reply—23.4.72

Hey, no. She just fell on her head yesterday. See Exam Report. (See above.)

Do C/S. (See below.)

The word MO in the note is ringed and LRH writes **“She’s your pc.”**

LRH C/S—23.4.72

Well done.

No initial (LRH) on program itself.

We’re out of her depth too soon. This is a detached sort of pc.

Attention mainly on body (2D history), she’s not confronting. Possibly even below bank awareness. Possibly just sensation or pain registers. This program step 3 not completed. (Hav and Touch Assists until pc stronger.)

1. 2WC to F/N (just to get in comm a bit).
2. Touch Assist.
3. Hav.

The auditor does the Touch Assist and on his own C/S he draws a box with the caption Space for LRH to write **“See?—I told ya, didn’t I?”**

LRH writes in the box, **“When all else fails do what Ron says.”** And by the caption he writes, **“I never say I told you so, I rarely have to.”**

The session is given a **“Very well done”** and the next C/S to continue the Touch Assist and Hav is **“okayed.”**

This routine is continued for 3 days. On the 26 Apr. 72 LRH adds to the auditor’s C/S.



Auditor's C/S—

1. Hav to F/N.
2. Touch Assist to win.
- 2a. **2WC to F/N (just to give her a little bit of straight auditing to groove her in), added by LRH.**
3. Hav to F/N.

Several sessions of above a day.

This is continued each day till the 30 Apr. 72. At the Examiner the pc says, "I feel like I came out of a terrible death or something. I had a terrible attack of God knows what."

LRH Comment and C/S—

Well done by Exams.

This pc had to have another Touch Assist after this session. She is also malingering. Rides motorcycles, dances, yet "too ill to work." So she goes to SPF* and off MO lines.

1. Fly all ruds Triple.
2. PTS C/S 20 April 72.

We now take gloves off.

The PTS interview C/S of 20 Apr. 72 was done.

Auditor's Comment and C/S—

She's PTS to "people"—Oh boy.

1. Hav to F/N.
2. L&N "Who or what would represent people?" (Clear backwards and check for read.)
- 3a. Clear R3R words.
- 3b. R3R Triple item.
4. Triple ruds and overt item in F1 basic incident.
5. PTS RD Corr List. Clear and assess to F/Ning list.

*SPF = Steward Project Force



LRH—

Okay.

The auditor does the above C/S. Towards the end of the session the pc says, “feeling of being unsafe—don’t know if handled or not.”

Auditor’s Comment and C/S—8 May 72

Handled the item which would represent “people.” Good result.

She had a hidden standard at end of session—p. 26 on “doesn’t know if handled yet.” Should be handled as part of this program. I suggest:

0. Hav to F/N.
1. L&N intentions connected with “feeling of being unsafe” (check for read and if none and if Suppress and Invalidate don’t read, drop it).
2. R3R Triple.
3. Clear WCCL and W/C M1 commands.
4. WCCL to F/N list.
5. W/C M1 and added subjects.

LRH Comment and C/S—9 May 72

Well done.

C/S suggestion is a serious error. You must combine significances with terminals, not with significances. You can’t list successfully “What is your thought about a thought?”

You can list successfully “What is your thought about a mass?” (or terminal?).

“What mass could be connected to what thought” could even be listed.

You start running significances about what masses and you’ll do well. If you start running thoughts about thoughts you’ll pull thoughts out of engrams and restim the devil out of the bank.

You *have* an ExDn item in “feeling very unsafe.” What more do you want!

But this programing is kind of crazy on this pc. It is sort of out of sequence. How come we’re repairing M1 before we finish the ExDn. Why wasn’t M1 corrected first.

Also I don’t know what “Ruds on Basic F1 Inc” was all about. I don’t even know what was meant, as can’t tell from W/S.

This pc is being run off program. Finish what you have your hands on. Don’t step about.



1. 2WC “What she feels unhandled about what we ran?” Note all BD F/N items.
2. Touch Assist.
3. Hav.

Reprogram this case. Get R3R or whatever in on the C/S above. Then get the program smoothed out. It’s jumped the rails.

Auditor’s note to LRH—

Dear Sir,

Re your C/S for pc of 9 May 72.

You mention not digging the Triple Ruds on Basic of F1 incident.

This was done as the L&N was to specify the terminal she was PTS to after D of P interview came out with “PTS to *people*.”

The HCOB requiring Triple Ruds on Basic of F1 incident is 13 Feb. 72,* written by _____. It is attached—refer page 2. This was applied in this case as the step was to handle PTS terminal.

As the HCOB is not written by you I am bringing it up in case there has been an error.

Love, (Auditor)

LRH reply—

Got it. No, it’s okay.

At this time the pc comes off the antibiotic (Chloramphenicol) that she had been on but temperature went right up again so the MO put her back on the antibiotic.

The above LRH C/S was done.

Auditor’s Comments and C/S—

Did the 2WC and Touch Assist.

Per her it’sa she’s just short of being fully cured. (Origin to C/S last couple of pages.)

1. Rud to F/N.
2. R3R Triple on “unsafe” item mentioned. (Get her to state item.) “Use her wording only when *given*” added by LRH.
3. 2WC “How are you doing now?”
4. If all well attest ExDn complete.

*[Editor’s Note: The above HCOB on running Ruds on F1 basic was later cancelled as an incorrect procedure.]



LRH comment—

Very well done.

The auditor does the C/S.

Auditor's Comments and C/S—

Went fine. See 2WC Orig—she has some hidden standards and also some attention on PTS and on her effect on body.

I haven't seen the latest on PTS RD yet but as the last action was the "final" step of her last PTS interview being handled I would suggest:

1. Any further PTS handling (per recent researches).
2. To ExDn Program.

LRH Comment and C/S—13 May 72

Well done.

I don't see a hidden standard. I do see a PTS situation or overlooked terminal.

See in red correct way to clarify words on a W/S. Don't overwrite.

(different color)

TOTALLY
Example from W/S: Want to get **XXXXXX** well
(Illegible word)

See (other pc folder) note of this date for new PTS RD steps.*

As these are run a new terminal may show up.

1. PTS Can't-Have RD.

LRH Program—13 May 72

PTS RD incomplete as still ill.

1. Can't-Have RD.
2. When a new item shows up, D of P interview and PTS engrams on it, then complete the Can't-Have RD.
3. Then to ExDn.

Auditor's Comments and C/S (After doing above C/S)—

RD going well. Auditor error—slow TRs = underestimating pc = not auditing pc in front of him.

*[Editor's Note: The note referred to has been issued as an HCOB—9 Dec. 1971RD, PTS RUNDOWN, AUDITED.]



Also she ran into physical tiredness due to not having her usual mineral supplement from MO today. (Obnosis slip.)

I handled the TRs.

0. Ensure not tired and well fed.
00. Fly all ruds added by LRH.
1. Complete remaining terminals on Can't-Have.
- *2. To D of P to verify or trace other terminals mentioned in end of today's session to which the pc may be PTS.
3. PTS RD on any found if known before this lifetime.
4. Check for any others.
5. Repeat 3.
6. Can't-Have RD on any terminals so handled.
7. When complete declare Exp Stability Rd complete.

LRH Comment—15 May 72

Well done.

She's very critical. Note the ruds added.

The PTS RD is extended for several sessions. Then pc goes to MO with heart palpitations.

§

MO Medical Report—21 May 72

*Heavy heart palpitations B/P 145/70.

Did a Touch Assist, brought it back down to normal 120/55.

Heavy gas pains on left side of chest and left arm alleviated by Touch Assist.

For the last days when going to sleep heart palpitations started, and last night got so bad she could not sleep.

Given calcium and pantothenic acid.

*Blood Pressure (B/P) is measured as the maximum pressure the heart exerts through the blood system (the top figure) and the minimum pressure the heart allows through the system (the bottom figure).



After the session on the 21 May 72 the auditor writes to LRH, along with his session comments and C/S.

Auditor's note—21 May 72

Dear Sir,

Please note that 2 out of 3 terminals in this session were not this-lifetime terminals but suppressives of whom she was *reminded* by PT restimulators.

This may have been an error to run.

Definite data not in PTS pack. *Is this an error?*

Auditor's Comments and C/S—

Thought you should see this one. She had had the heart palpitations which she was discussing in last session which occurred when upset by (_____) last year.

As she is in auditing—PTS RD, I suggest:

1. PTS RD Corr List, "In your recent auditing."
Assess and handle to F/N list.
2. Verify remaining terminals and run if indicated.

LRH Comment and C/S—

Error here in running "reminded of" in past for a PT terminal. Has recoiled on the pc.

The C/S is correct.

Add a 3 May 72 PL to the list soonest. (LRH added to the 13 May 72 Program.) Ruds probably out.

The auditor does the C/S to a good result. The Med Report for the day says pc is feeling A-okay.

Auditor's Comment and C/S—

The BPC was an implant stirred up while running one of those past SPs.

This has been repaired—the engram in restim was R3R Tripled. The PTS Corr List was done to F/N list. Per her origin she is certain about not being PTS.

Suggest we let her have that unless *any* sign of roller coaster appears.

1. HCO PL 3 May 72 in full. (+ L&N, up to 1st dynamic formula to be done herself.)
2. 2WC "How do you feel about ethics?" to F/N.

3. 2WC “How do you feel about your PTS RD?” to F/N.

LRH Comments and C/S—23 May 72

Your C/S is backwards. Finish a cycle (PTS in this case) before entering another.

1. 5 April 72 PL D of P. Handle anything that needs it on PTS RD.

If okay to auditor:

2. 2WC “How do you feel about your PTS RD.” (Be sure it’s ended.)
3. Declare.

Then next step do 3 May 72 PL.

The above C/S was done to good result. The auditor then wrote an ExDn program.

**ExDn Program by ExDn
Spec 23 May 72**

0. HAV = “NOTICE THAT.”
00. NEEDS A 3 MAY 72 PL ADDED BY LRH.
1. CLEAR ALL TERMS.
2. SANDERSON RD.
3. PT ENVIRONMENT HANDLING.
4. AUDITOR’S AUDITING HANDLING.
5. EMOTIONAL STRESS WHITE FORM HANDLING.
6. LXes 3, 2, 1 HANDLING.
7. OCA.

The 3 May PL is done and the pc has a huge win.

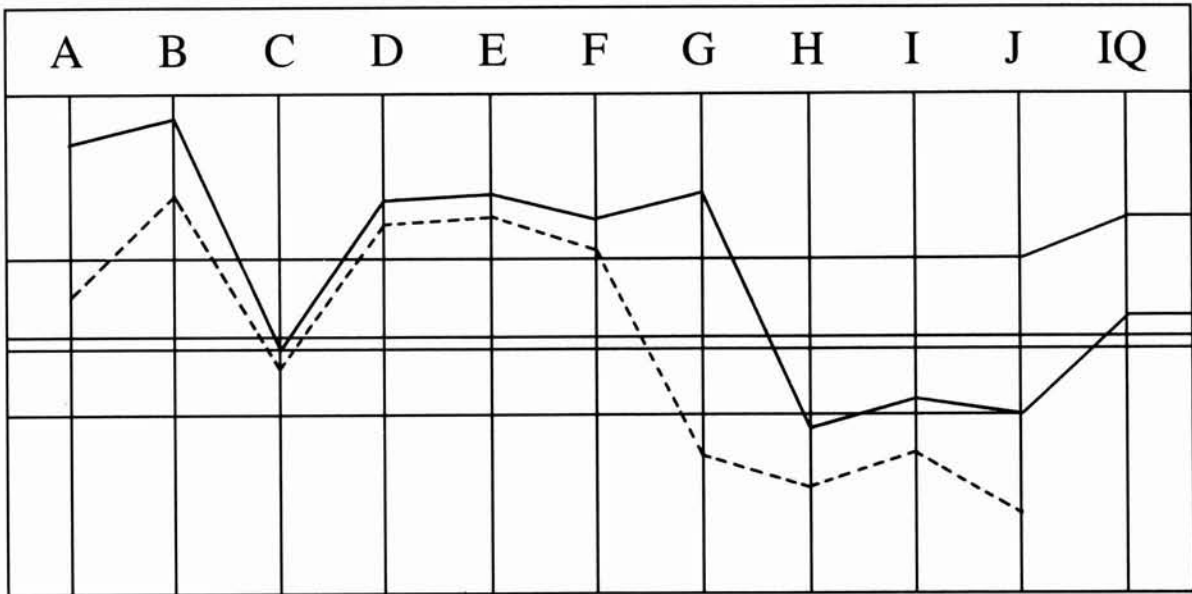
Auditor’s Comments and C/S—

Well the 3 May PL produced a clear list Q and an origination on a huge win—“an OT thing.” Should be identified if possible.

1. D of P “What happened in your recent win?” for data.
2. Declare if one is in order.
3. Do steps 1, 2 and 3 of the program.

The pc has D of P interview and declares MEST Universe Release. The pc takes a new OCA.





LRH Comment—

It's changing anyway.

The Sanderson RD is started and continues very well for several sessions.

Auditor's Comments and C/S—

There was still charge from the bypassed win and some other points. Did a GF—still hot—and cleared all up.

The one thing she most wants handled is “This evil purpose I’m sitting on” BD 2.0 to 1.8.

Suggest:

1. L&N “What evil purpose has been missed?”
2. R3R Triple.
3. Hav.

LRH Comment—

Very well done. You're doing better now.

The next session goes to pieces. The auditor gets off on a list correction and the pc gets very upset and red-tags at the Examiner. The auditor sends the pc to the D of P for a “What did the auditor do?” to cool her off.

LRH Comment and C/S—31 May 72

Same auditor on this pc. They both have to confront it.



I can't really make it out. Can't read some of the admin and I'm not sure what went on. Change of procedures? I don't know where it came from. The C/S for the session, 2nd session, doesn't exist so I guess you were C/Sing in the chair, a grave fault.

This sort of reaction comes from list errors.

Essentially she thought you were DENYING HER AN ITEM.

She's not up to any of this.

1. R-factor: I have some questions here to solve the upset.

Were you being denied the item? _____

Were earlier wrong lists restimulated? _____

Do you have a withhold? _____

Wouldn't the auditor listen? _____

Some other upset? _____

You didn't agree with something? _____

Was your list suppressed and invalidated? _____

2WC the result E/S and handle.

2. What part of the session could you confront? Repetitive not 2WC to F/N VGIs.

3. Havingness.

This C/S was done to a moderate result but the lists were never really picked up and handled properly. The ExDn program was continued but soon the pc was in trouble.

Auditor's Comments and C/S—

Wow. Seems she's gone past the point where she was cured and well and has developed a lot of BPC on inval because Dn was continued and she feels it was "complete" sometime.

Whole session was getting off BPC on being O/R as a case and protesting further Dianetics.

1. Fly a rud.
2. Rehab big win in Dianetics recently (MEST Universe Release).
3. Get point where she realized she was no longer ill. Rehab.
4. Declare ExDn completion.



LRH Comment and C/S—3 June 72

No. Off ExDn lines.

TO CL XII C/S

This pc is having list trouble by reads 2 sessions back. Early list re-stimmed read. They're not repaired.

Please have a XII handle her lists, rehab any win and remove from auditing lines.

LRH Program—4 June 72

Is exhibiting wrong list behavior in recent sessions, read on "earlier wrong lists," handling was quickied. Pc still upset.

Also pc finds only org terminals as SPs. So she is not PTS, she is . . . (see ExDn Case C).

1. Find and correct all earlier lists. See LRH C/S of June 72. Don't *not* do it! Auditor already flunked it.
2. 3 May 72 PL—2 lists.
3. L3 ExDn RD.
4. Find all ev purps gotten off on L10 or in recent sessions, even those dated and located and list them from earliest one. R3R Triple. Get them all.
5. Locate any new ones. R3R Triple.
6. PTS Corr List and additional + Can't Have.
7. Metalosis.
8. OCA.

LRH C/S—4 June 72

See program.

Locate all uncorrected lists and correct item as she exhibits wrong list behavior in sessions and is very upset on the subject.

1. Correct any and all wrong lists from earliest forward.

Do nothing else until action is complete.



The list correction is fully done by a CL XII Auditor and the pc has a huge case resurgence. Pc attests Review complete.

SUCCESS STORY 16 June 72—

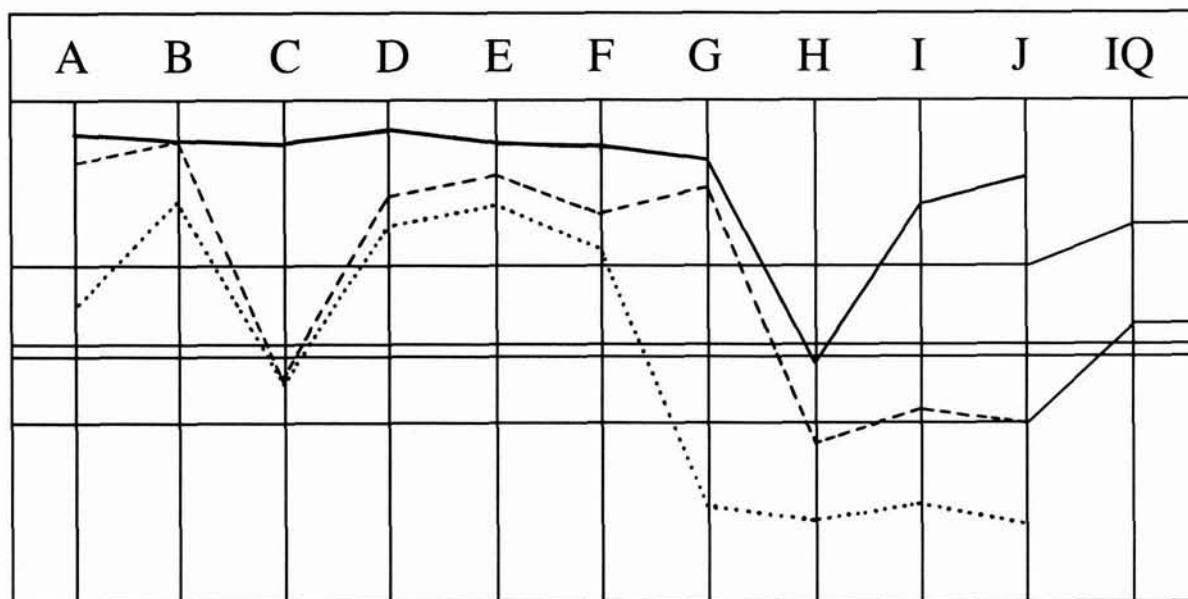
This was definitely the best review I have ever had.

It changed my life greatly and gave me some answers I have been looking for for a long time.

It is deeply appreciated.

At this point the LRH program is continued by an ExDn Auditor. This is still in progress at this point in time. The last OCA to be taken is on 22 July 72.

PC's last OCA—22 July 72



The present program being worked on is designed to raise the low Trait H point.

TOTAL NO. OF SESSIONS TO DATE: 38.

TOTAL NO. OF HOURS IN THE CHAIR TO DATE: 54 HRS 15 MIN.

L. RON HUBBARD
Founder

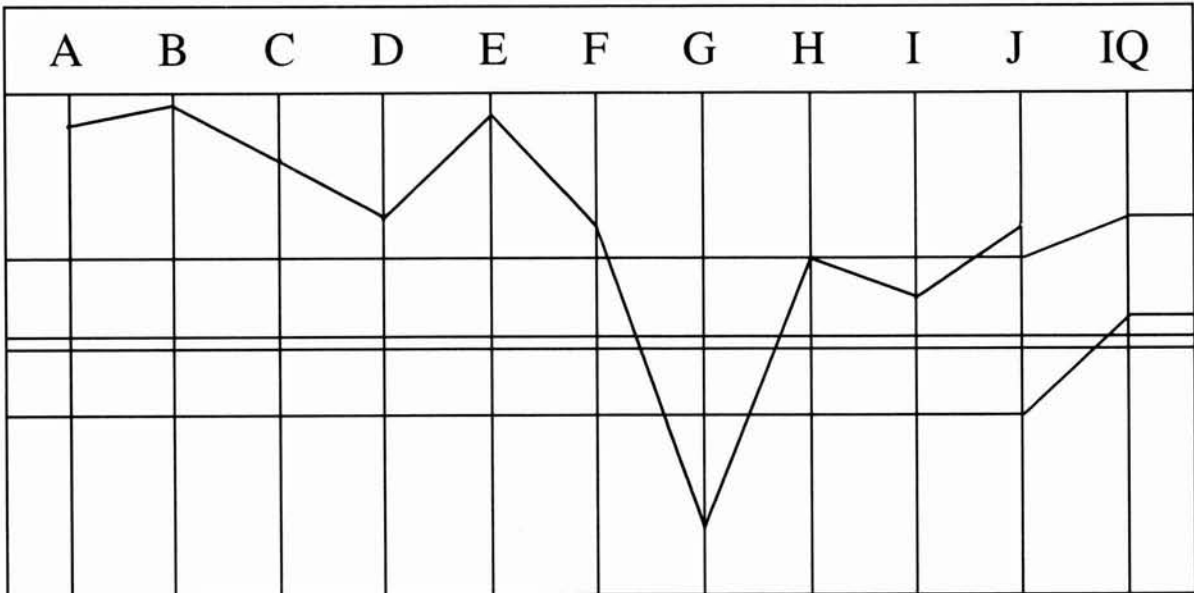
Revision assisted by
LRH Technical Research
and Compliations



Remimeo
ExDn C/Ses
ExDn Auditors
ExDn Course

Expanded Dianetics Series 14

EXPANDED DIANETIC CASE G



OCA Graph—6.5.72

This pc had come to Flag for an FCCI. (Flag Case Completion Intensive.) Prior to the start of the case history she had been audited by a Cl XII Auditor on setups and higher level processing. The pc's case level was OT VI. She was 62 years old at the time.

Note from the CL XII C/S to LRH—7 May 72

Dear Sir,

The pc has finished OT III Exp VGIs, good D of P Interview but OCA down, from what it was after L9SX.

Have done a new program and first C/S. (She wants Dn and Exp Grades before she goes home.)

Program calls for ExDn on her L9S items (ev purps). Prior to that a repair to catch the ARC breaks (dropped graph).

This is okay.



Okay. (On program.) More honest graph really, but ARC break rule holds.

SETUP PROGRAM BY CL XII C/S—7 May 72

1. ASSESS: AUDITOR, AUDITING, SOLO, ADVANCED COURSES, FLAG, WINS.
2. L1C ON READING ITEMS.
3. M4 FOR MISUNDERSTOOD WORDS IN AUDITING.
4. WORD CLEARING CORR LIST TO F/N LIST.
5. GF M5 AND HANDLE.
6. TO EXDN PROGRAM.

§

Session—9 May 72

TA at 4.0 at start of session so the auditor cleared the words to the C/S 53 and L1C. The C/S 53 was then assessed and handled. On “problem” the pc mentions “engrams not run.” A number of other items were handled and the action was taken to F/Ning list. Then the list in step one of the C/S was assessed and an L1C was done on “auditing” and “wins.” Then did M4 on words in early auditing and cleared up a number of misunderstands.

Exam: TA 3.0 F/N, VGIs

Auditor Comment and C/S—9 May 72

She’s doing alright—we cleaned up some long-standing misunderstands.

1. Havingness to F/N.
2. Reassess WCCL to F/Ning list.
3. GF Method 5 and handle.
4. Start ExDn program.
5. End with Havingness.

LRH—9 May 72

Well done.



ExDn PROGRAM BY DIANETIC
SPECIALIST—8.5.72

0. HAVINGNESS EACH SESSION.
1. R3R TRIPLE EV PURPS.
2. 2WC PT ENVIRONMENT NOTING ALL READS. TAKE UP READING AREAS. HANDLE R3R TRIPLE AND GET ANY ATTITUDES AND EMOTIONS CONNECTED.
3. EMOTIONAL STRESS WHITE FORM—EMPHASIS ON LOSSES.
4. CLEAR AND ASSESS LX3, LX2 THEN LX1. HANDLE READING ITEMS R3R TRIPLE.
5. 2WC BODY PROBLEMS WANTS HANDLED. GET A'S, E'S, AND I'S CONNECTED. R3R TRIPLE.
6. NEW OCA.

§

Session—11 May 72

TA at 3.5 at start of session. Havingness to F/N. The pc F/Ned through most of the assessment of the WCCL but then due to false TA the TA went up to 3.6. The auditor switched from cans to footplates and the TA went down to 2.4. Then cleared the words to the Green Form and assessed it. In handling “PTP” the pc said “don’t understand why body hurts after auditing” then realized it’s “counter-intention,” F/N.

On “recurring somatic or feeling” the pc gives “whole body painful, (LF) head spinny (sF), ears blocked (F).” The pc was given R-factor they would be handled in her future auditing then all the reads on the Green Form were taken to F/N and the auditor went on to running the ev purps. On the ev purp “to destroy this planet” the pc wasn’t interested. “To destroy life” was run R3R Triple. Then the PT Environment 2WC was done to F/N. Then from the BD areas an R3R item was found to run and the pc was interested and it was run R3R Triple. Then Hav to F/N.

Exam: TA 2.4, F/N, VVGIs.

§

Auditor Comments and CS—10 May 72

We’re really hitting right where she wants handling. Handling long-term failed help and somatics. She’s really winning! (I put her on footplates today, she loves them and no more TA hassles or attention on cans.)



1. 2WC to F/N.
2. Havingness.
3. Emotional Stress White Form—handle R3R Triple.
4. Clear and assess LX3, handle R3R Triple.
5. LX2.
6. LX1.
7. Continue program.
8. Havingness.

LRH—10 May 72

Very well done.

Great! (on handling false TA)

§

Session—11 May 72

2WC to F/N at start then Hav to F/N. Did the Emotional Stress White Form. Most of the areas covered had already been handled. One item was run R3R Triple. Then LX3 was cleared and assessed. The item “oppressive” read and had pc interest and was run R3R Triple. Two other reads had no interest. LX2 was then cleared and assessed. “Rage” read and had interest and was run R3R Triple. On 3 other reading items from the LX2 the pc wasn’t interested and F/Ned. Hav to F/N.

Exam: TA 2.7, F/N, VVVGIs. Statement: “Everything’s alright. So much gone! Not there anymore! Just computing. I wouldn’t have missed coming to Flag for all the world.”

Auditor Comment and C/S—11 May 72

The last exam speaks for itself. She’s doing very well.

1. 2WC to F/N.
2. Havingness.
3. Finish LX2 handling.
4. Clear and assess LX1, handle R3R Triple.
5. Continue program—handle body somatics and problems (emotions, attitudes and intentions).

6. Assess Admin Scale—get intention connected. R3R Triple.
7. Havingness.

LRH—11 May 72

Very well done.

You should frame it! You're doing a good job.

Okay on C/S.

§

Session—12 May 72

2WC to F/N. Hav to F/N. Ran the item “sadness” from the LX2. Cleared and assessed the LX1. Took the items “bursitis in hip,” “diarrhea,” “heat,” “ears,” and “eyes,” and listed attitudes, emotions and intentions. Ran “if I don't hear, I don't have to worry about it,” R3R Triple after which the pc said her ears unblocked. Ran three other chains R3R Triple. Hav to F/N.

Exam: TA 2.25, F/N, VGIs.

Auditor's Comment and C/S—12 May 72

She feels that there is nothing else she wants handled. We unblocked her ears among other things. She wants to go home and train and start auditing. She felt handled after yesterday's session.

0. New OCA.
1. D of P interview.
2. Pending results continue program or Declare ExDn.

LRH COMMENT—12 May 72

Hey a product! Very well done!

§

The pc declared, then next day 13.5 the Host rushes a note to the C/S.

Note from Host to C/S—13 May 72

(Pc) has just come to me a little grieved with a headache (after completing her ExDn yesterday).

She says she knows she is PTS. She says she knows it is not “_____” but it may be her CPA (Certified Public Accountant)“_____.”

She it's a bit and remembered he sat on the board of the Mental Health Organization in "_____." She started to blow a lot of charge and said she felt it blowing.

I info'd her of the new PL on PTS and finance.* She became VGIs and is going to read it. She then recognized that her business and franchise started to get into trouble when they took him on and said they knew the business was PTS to someone.

I said I'd info the D of P and C/S and get it handled for her. She went off VGIs to read the PL but came back a few seconds later to say the headache had blown—I asked her to get a pc Exam (so there is a record of whether the item F/Ned).

Please get her cleaned up with ethics/D of P and further sessions on PTS RD if required.

Host

Exam Report after Host Interview—13 May 72

I spotted our CPA as a one-dollar-a-year man.

Blew my headache! It affected our business and I'm sure he is the why! Feel great.

TA 2.25 wide F/N.

Auditor's Note and C/S (Also these steps added to the program)—13 May 72

Her OCA has recovered from its bad dip. She came up to the Host tonight with a terminal she recognized she was PTS to. She feels she's complete on her ExDn but she should get this last bit of PTSness cleared up.

0. Work out handling for CPA in "_____" she's PTS to—with D of P.
1. Fly all ruds triple + overts.
2. PTS Rundown Correction List.
3. "Can't-Have" Rundown as addition to PTS Rundown.

Note: I need more data for Step 3—is an HCOB coming out?

*[Editor's Note: This is HCO PL 12 May 72 PTS PERSONNEL AND FINANCE]



PTS steps (not necessarily in final form).

Select the terminals already run on R3R in the sequence they were run in. 1st one, 2nd one, 3rd one, etc.

Clear “can’t have” “couldn’t have” as denial of something to someone else. “Enforced have” as making someone accept what they don’t want. Have the pc get the idea of these with an example or 2.

Run on the SP items a 4-way (each to F/N) bracket.

1. “What can’t-have did (terminal) run on you?” to F/N.
2. “What can’t-have did you run on (same terminal)?”
3. “What did (terminal) force on you you didn’t want?”
4. “What did you try to force on (terminal) that he (she, it) didn’t want?”

Each goes to F/N.

This can also be run alternate repetitive:

1,2,1,2, etc. to F/N.
3,4,3,4, etc. to F/N.

But it may not be cleaned up.

The theory is that SPs are SPs because they deny hav and enforce unwanted hav. They also deny do and enforce unwanted do. They also deny be and enforce unwanted be.

A very full RD then would be to start with don’t be—must be, go on to don’t do—must do, end up with can’t have—enforced have.

A pc has to be told it is experimental as it is not yet in HCOB.

After EACH item handled with the 2 flows can’t and 2 flows enforced, OBJECTIVE HAV should be run.

This is why we have never before been able to run subjective have. It collided with SPs, overts and W/Hs on them.

Have alone (4 bracket) should handle without resorting to Be or Do, but in rough cases, Be and Do will have to come before Have.

End off at once and begin Objective Hav if the TA soars or the pc caves in, and send folder to me.

A PTS RD *can* make a Clear if fully carried out, accurate in all steps.

§

PTS Handling—14 May 72

The pc handled by telexing to remove the accountant from all lines. She also planned to send another telex with a full R-factor. The D of P said with this handling underway, she's okay for a session.

Session—14 May 72

Flew triple ruds and overts. Ran the new terminal found on the PTS RD steps. Then ran the Can't-Have steps on 7 terminals from the PTS RD.

Exam: TA 2.2, F/N, VVGIs.

Auditor Comment and C/S—14 May 72

The "Can't-Have" Rundown is a roaring success with her. We cleaned up every last bit of PTSness in her environment, according to her. It's really incredible to see mass blow off people and get brighter. From what I can see she's a product.

0. New OCA.
1. D of P interview on recent auditing, etc.
2. If all okay, Declare ExDn complete.

LRH—14 May 72

Very well done!

Cheers! A *good* product. Can we do 'em or can't we.

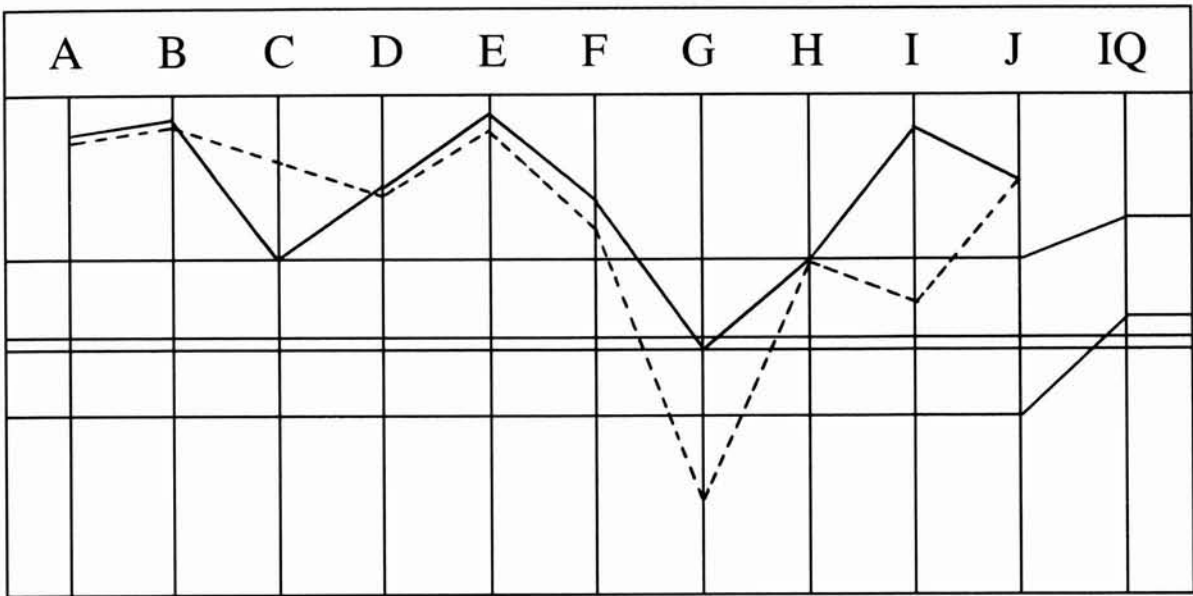
Okay on C/S.

§

Further PTS Handling—15 May 72

The pc went off to call her business associate to give him the further R-factor about the accountant and while doing this pulls in an old somatic. She also wrote a disconnection letter.





OCA—16 May 72

Auditor Comment and C/S—

She's got an old backache at (_____) yesterday—which needs handling. She also did a new OCA “over a backache” but there are some interesting changes in the graph. She also is winning with the Touch Assist from the MO.

1. 2WC to F/N.
2. Touch Assist to a cog.
3. Sanderson Rundown per program. (Added).
4. End with Havingness.

LRH comment and C/S—17 May 72

I tole you and tole you and tole you—when they roller-coaster they're PTS OR she has been wearing metal. (Shoes have steel in them, belts, garter belts.) (I just found “appendicitis” was a party belt studded with metal!)

1. **Have the pc stand, look her over, for metal, question her about metal stays, girdles, she wears or has worn. Find what it is that sets exactly in the somatic areas.***

*[Editor's Note: This is the “Metalosis RD” and will be covered more fully as to theory and application in HCOBs later in Ex Dn Series.]



FIND IT past or present.

R-factor: Metal worn on the person can cause your condition. Indicate it.

2. Put her on a meter. L&N “What metal object have you worn in back area.” Check for read. BD F/N item.
3. R3R Triple using the item found—wore a _____ or whatever.
4. L&N “What metal object have you worn _____ (feet, legs, what it is)!” BD F/N item.
5. R3R Triple—“wore (or used) a _____ .”
6. Hav.

Session—17 May 72

On the first step in looking over the body and giving the R-factor the pc cognites on sitting in metal chairs with BD F/N VVGIs. Then step 2 was done to “zippers” and that was run R3R Triple. Then on checking if the pc was interested in running “metal chairs” the pc said already handled on the other chain, F/N, VVGIs. L&Ns were done on other areas of the body and the items found were R3Red. “Glasses,” “watch,” “hairpins,” and “fillings in teeth,” were run. Then Hav to F/N at end of session.

Exam: TA 2.4, F/N, VGIs.

Auditor Comment and C/S—17 May 72

Sir, you’re a genius! This is exactly where she was sitting. She blew these somatics she thought were “62-year-old somatics.” I’ve never seen something work so fast before.

1. Declare ExDn complete.

LRH Comment

Very well done!

This was the first Metalosis session!

Declare—18 May 72

Exam: TA 2.1, F/N, VVGIs. Originated at start of exam—“I had the best night’s sleep in a long time. I feel great. Also my eyesight has improved 75%.”



SUCCESS STORY

For me Expanded Dianetics is the process that truly enables me to be OT and an active Scientologist.

There are no words to really describe the gains I have had. My awareness is up and I have gained that which is necessary to operate truly as an OT.

Final Note—

The pc was complete on her Flag auditing at this time and went back to her home. She most definitely achieved the state of “a well person.”

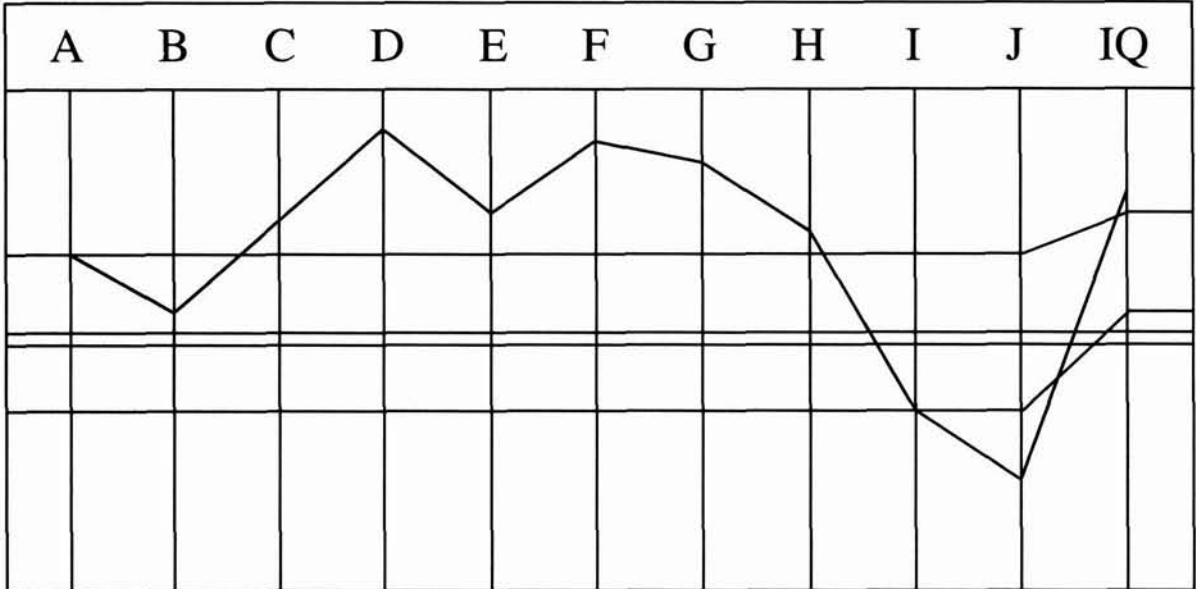
L. RON HUBBARD
Founder

Revision assisted by
LRH Technical Research
and Compilations

Remimeo
 ExDn C/Ses
 ExDn Auditors
 ExDn Course

Expanded Dianetics Series 15

EXPANDED DIANETIC CASE I



OCA—31 Oct. 71

CASE NOTES
2 Apr. 72

No grade. OCA right side “in the white.” Tone range per Chart of Human Evaluation 0.5–1.1. Audited over out-drugs. Drug RD (quickie) declared while pc in a spin. Hot White Form quickie handled. Critical of auditors. Half of sessions BER. One point “didn’t need auditing.” Tends to self-audit.

Chronic sickie. Accidents. Ethics (under Comm Ev). Failed on post. Last action W/Cing M1 and 2.

EXDN PROGRAM BY A DIANETIC SPECIALIST
2 Apr. 72

- 0. PROGRAM TO BE STARTED AFTER COMM EV COMPLETED AND PC WITH ETHICS OKAY.
- 00. CLEAR ARC BREAK AND HANDLE LD. WCCL, W/C C/S-1 AND REDO M1 W/C. ADDED BY LRH 17.4.72.



1. CLEAR EACH WORD IN R3R + ON L3B. CLEAR COMMANDS.
2. ASSESS PT ENVIRONMENT BUTTONS. GET ATTITUDES AND EMOTIONS, R3R TRIPLE.
3. ASSESS CL VIII AUDITING LIST, GET ATTITUDES AND EMOTIONS ON READING BUTTONS, R3R TRIPLE.

“Add LRH” added by LRH 15.4.72.

IF CONSIDERATIONS CLEAR UP ON AUDITING AND AUDITORS OMIT STEP 4 AND GO TO 5.

4. CLEAR EACH WORD IN LXs. ASSESS LXs “ON AUDITING.” R3R TRIPLE THEN LX2 + LX1 R3R TRIPLE.
5. CLEAR DRUG RD. REASSESS DRUG LIST. HANDLE TO A REAL F/Ning LIST.
6. PRIOR ASSESSMENT.
7. NEW OCA.

TO BE PROGRAMED ACCORDINGLY.

Auditor's First C/S—2 Apr. 72

Not to be audited until Comm Ev complete. Last action was W/Cing.

Tends to self-audit. Calls it confronting.

D of P to inform pc that during his ExDn program he is to do no more “confronting.”

1. D of P step above.
2. Clear each word in R3R and on L3B.
3. Clear R3R commands. Have him give examples. Have him demo E/S and New Beginning.
4. Assess attached PT environment list.
5. Take best reading item, get attitudes and emotions. R3R Triple.
6. Continue attitudes and emotions with reading items, R3R Triple.

LRH—2 Apr. 72

“Okay” on program.

“Okay” on C/S.

R-factor given and the auditor starts word clearing on 14 Apr. 72.

Auditor's Comments and C/S—14 Apr. 72

Doing fine. Has a bit of a rough time on words. Still a bit fixated on you. Usually only GIs on F/Ns—this will improve. He has had and still has a bit of a sore throat.

1. Touch Assist to a cog.
2. Complete clearing R3R and L3B words.
3. Assess PT environment buttons (attached).
Get emotions and attitudes on best reading.
4. R3R Triple.
5. Havingness.

Put Havingness on program before ending each session.

LRH Comment—15 Apr. 72

Very well done.

You're doing fine. Probably has some overts on me. Not likely to recover until they're off.

C/S okay.

The auditor does the C/S and continues the word clearing.

Auditor's Comments and C/S—15 Apr. 72

Well hey! No wonder. He has MUs up the kazoo! TA goes low. Overwhelmed on words.

He really dug the Touch Assist and Havingness. And he had better indicators. Also gave me a compliment. (He's usually super critical.)

So no wonder he spun! And has had lots of W/Cing?!!! I'm pleased with his progress.

1. Touch Assist to cog.
2. Clear word sensation.
3. Complete clearing L3B and R3R items.
4. Continue program.

LRH Comment—16 Apr. 72

On Auditor's C/S

Very well done. There's something wrong with his W/Cing. If he bogs we do a Word Clearing Correction List.



Ha, I know what it is. He had a Word Clearing Correction List over misunderstood words on the list. Needs verifying but I'll bet his W/Cing is out but list won't detect.

On Separate Note

Very well done. That's a very bright observation.

Check his folders for the Word Clearing Correction List of 25 Jan. 72 (not available to me at this hour). I'll bet anything it F/Ned because he doesn't understand the words on it. This would make a completion that **COULD HAVE BEEN AN ARC BREAK NEEDLE ON THE WCCL ASSESSMENT! AND AT EXAMINER!**

Complete the list you are working on as per your C/S.

Then look at the 25 Jan. session.

At 1A we will do, if this looks like he didn't really get his W/Cing corrected, clear WCCL words and assess and correct before we plunge into any more chains at 2 of program.

He's been audited too much to be so ill. So there's a case bug—*probably* as above.

The auditor spends the next session clearing up one word and ends with Havingness "Feel that."

Auditor Comments and C/S—16 Apr. 72

Words is really where he is. We went on huge chain 3½ hrs to clear sensation!

I looked at that WCCL 25 Jan. 72—doesn't seem he answered 2 of the questions—just said yeh F/N—GIs exam—27 Jan. 72 another WCCL, only tick handled, looks on last Q pc didn't understand, said yes then no, and got F/N and then 8RR F/Ned—No comment!—at exams GIs, declare Q asked—comm lag—yeh small F/N okay indicators.

3 Feb. 72 bogs on M2. WCCL done, probable MUs.

7 Feb. 72 red-tab declare on WCCL, get re-exam after some M2 and declares.

So his W/Cing IS BAD—you were so correct.

I would like to change program a bit to clear all words on WCCL and W/C C/S-1—then WCCL—then verify or complete M1.

LRH Comments and C/S—17 Apr. 72

On Auditor's C/S

Very well done. Your original observation found this. He must have been ARC break F/Ning on the original actions.

On separate sheet

Very well done.

You found the original clue to all this.

So he must have been doing an ARC break F/N on earlier WCCLs. This means he's been run, possibly, over an ARC break. Gives him his "sad effect."

Possible ethics action on the earlier M1 "completion."

So this pc is held down only by words. With tons of auditing, not knowing the words, he's never been audited!

Means no one ever cleared commands on him. Thus, he's a "chronic case."

This is a classic really of what we're achieving and how.

1. Clear ARC break, carefully.
2. Check for ARC break LONG DURATION.
3. Clear word chain.
4. Clear all words on WCCL and W/C C/S-1.
5. WCCL.
6. W/C M1 verified as complete.

The auditor does the C/S successfully. W/Cing is continued for 4 more sessions with good results. However in the next session the pc gets sad and red-tabs at the Examiner. Pc statement, "I was kind of uncertain about just which words I didn't understand well enough."

Auditor's Comment and C/S—21 Apr. 72

ARC break at Exam. Pc in sad effect. Not sure on words (which are MU) bogging a bit.

He needs WCCL but that's what I'm trying to clear words for. Probably resolve on ARC break.

1. Fly ARC break rud and "In your last session" ARC break rud. (I cleared those words.)
2. Clear PTP and M/W/H, fly each and each as "In your last session."
3. Clear words fraternity, lodge, society, into, develop, form, thematic, motif, cycle, wavelength, thetan, static.



4. Complete clearing words on WCCL and C/S-1 for M1.
5. M1 verified or completed.
6. Havingness.

LRH Comment and C/S—22 Apr. 72

Too bad.

I see what's going wrong here. You're not W/Cing over in-ruds. And not getting an F/N amongst the words. TA went up on FASTEN. After that (page 4) he got dopey and you didn't grab what he'd really not understood.

Also the long haul of this, if no F/Ns, will move him back into IM-PLANTS as *these* contain words, mass and force.

F/N is a sign of RELEASE. But from what? Look up the word. If no release then no F/N. If no F/N no release.

Your C/S won't handle because it's BPC stirred up and that responds to handling.

1. Were there some words you were not sure about last session? 2WC E/S to F/N.
2. Have we bypassed a win? Rehab.
3. Fly all ruds Triple.
4. 2WC Describe your condition to me. E/S to F/N.
5. What have you wanted handled in auditing?

Send folder up with BD statements circled in green. (Red is for R/Ses and evil purps and serv facts.)

The auditor does the complete C/S the next session.

Auditor's Comment (NO C/S)—22 Apr. 72

Here is result of your C/S. Lots of reads and some BDs.

He really liked it.

LRH Comment—23 Apr. 72

Well done by Exams.

Good but no C/S. Needs program and C/S.

Danger condition assigned auditor as I had to bypass last session and being asked to this session again. No Danger condition. Habits please.



Auditor's Program—23 Apr. 72

Has big trouble with words. Words not taken to F/N. Ruds not put in. Has funny indicators on F/Ns.

Hav after each session—Ruds each session.

1. CLEAR F/N.
2. 2WC “WHAT WOULD HAVE TO HAPPEN FOR YOU TO F/N?”
3. CLEAR BACK LOAD OF WORDS FROM PREVIOUS SESSION (THAT DID NOT F/N).
4. CLEAR WORDS ON WCCL AND WC C/S-1.
- 4a. WCCL AND HANDLE.
5. W/C M1 (OR VERIFY). ADD: TRs, AUDITING, GALLEY.
6. W/C 8RR AND WCCL TO F/N LIST.
7. TECH DIV PRIMARY RD. (CAN BE DONE PART-TIME DURING EXDN.)
8. PROGRAM FOR EXDN.

Auditor's C/S—23 Apr. 72

I reprogramed him for ExDn setup. Got to get words handled.

He has funny inds sometimes on F/Ns like it's not great enough for him to have an F/N.

1. Fly all ruds.
2. Clear F/N.
3. 2WC “What would have to happen for you to F/N?” (Mark all BDs, Fs, R/Ses, etc.)
4. Step 3 program.
5. Step 4 program.

LRH Comment—23 Apr. 72

Program okay and C/S okay.

The C/S is done and W/Cing is continued for three sessions. On 26 Apr. 72 in session (on page 10 of the worksheet) the auditor is clearing the word “confused” and the pc says, “I don't feel bad about ‘confused’ but don't feel good about something—word ‘clearing’ that's what it is.” The auditor clears this word.



Later on page 20 and 21 of the worksheet the auditor is clearing the word "sent." The pc says, "I know what it means". Auditor, "MU?" Pc, "Nope." Laugh, "yeh I don't know what it means, I try to convince you," laugh. The auditor continues and clears it.

The 26 Apr. 72 session ends on an F/N and an F/N exam.

The next session again W/Cing the pc red-tabs at Examiner.

Auditor Comments and C/S—27 Apr. 72

Pc had a sore throat so ended session and took him in later. Hard going. Pc had considerations how he should feel, how long it should last, how should be done.

But actual bog was ARC break with his being considered ethics and chronic sickie. He's worried about status and being expelled. Decided he should get status made certain by Chaplain. (Doesn't get on with MO.)

Since bits of this have come up before I want it handled before I continue auditing him.

Main problem in TA was it was over ARC break.

0. Pc to get status verified with Chaplain. When pc satisfied:
1. Fly all ruds.
2. Complete Step 4 of program.
3. Continue program.

LRH Comments and C/S—28 Apr. 72

On auditor's C/S

Well done by Exams.

Didn't get his ruds in fully or you'd have made it.

On separate sheet

You didn't get ruds in. Pc was not in comm. You don't run ruds any old way and you MUST NOT CLEAR WORDS OVER A SOARING TA.

I just sent down a C/S the other day TO YOU 22 Apr. 72 same pc ordering you to get an F/N between words.

On 26 Apr. pages 20 and 21 of earlier session, words got out of sequence. Pc was actually out-rud, protesting session.

(LRH had ringed "I try to convince you, laugh" in green on the worksheet and written "protest.")



Earlier on page 10 he's skipping about amongst words. (Confused becomes Clearing.)

The cause of all this weird action *in the session* is on the earliest page 8 26 April where the ARC break got 2 reads and you didn't reassess.

Program outness—Clearing backlog of words was a program error that left us without a cleared WCCL now needed.

The general outness is trying to audit someone on Ethics lines in some way.

Your suggestion is correct. To get it handled by someone acting as Chaplain—probably Host.

But there are errors here of an auditing nature. Moving to a new room, pc's attention. Not catching protest.

0. Chaplain interview.
1. LIC Recently.
2. WCCL M5. Handle.

HOST'S Report—28 Apr. 72

I interviewed (pc) as requested.

The situation was pretty much all handled by him as he went on his own determinism and spoke to the Chaplain/MO last night after session.

He was concerned that the MO has a worse opinion of his medical history than was in fact the case.

He felt that as the MO had a big say in whether he is offloaded or not—this was an uncool situation.

The MO gave him the R-factor that it is a combination of *bad MO history* and *no production* that gives offload. This brought in his GIs as he felt he was able to produce and hold his own and his status as an SO Member was no longer in danger because of someone else's opinion.

Says it's all handled. GIs.

Session—29 Apr. 72

On the LIC “Recently” #4 was taken to F/N and the session was ended for the pc to get more sleep. Started again later and the LIC was continued. At one point during this the pc talks about being interrupted in session by others putting attention on him. The session bogged and the exam was a BER.



Session—30 Apr. 72

Assessed the WCCL and handled 6 reads to F/N. At one point the auditor pulled a W/H of the pc worrying about being in session when he was supposed to be on post.

LRH—30 Apr. 72

Very well done.

He thinks inexactly = mental mass. PTP = W/H!

PC Originated EXAM—2 May

“Sprained my ankle at exercises—scorched my hands on the gravel, going to be hard going up and down stairs.”

TA 4.4–4.0, clean, fair indicators. Pc limped out.

Session—2 May 72

Touch Assist given to pc feeling fine, but TA still up. VGIs exam.

Auditor Comment and C/S—2 May 72

Sprained ankle—scraped hand—limping.

I can't put him on footplates as he has bandage on foot and he can't hold cans very well in one hand—so he's a bit false TA now.

Touch Assist went very well.

1. Touch Assist.
2. Hav.

(Repeated later in the day if needed.)

LRH Comment—3 May 72

On auditor's C/S

Okay. But *this* cat is PTS!!!!!!

On separate sheet

Proceeding well but:

Has himself an accident.

He is obviously PTS as he roller-coastered.

Add PTS check to program.

Your C/S of Touch Assist and Hav is okay.

The Touch Assist was given and pc's foot getting better. The Word Clearing is continued with a Touch Assist being given each session to a win. After the session on 7 May 72 the pc comes to the Examiner and says, “Feel all right about that.” 2.5 F/N normal.

Auditor Comments and C/S—7 May 72

Almost done.

1. Fly all ruds “+ overts Triple ”added by LRH.
2. Complete clearing WCCL and 8RR.
3. Hav.

LRH Comments—7 May 72

Very well done.

He seemed a bit dull at Exams = Heavy on ruds next session.

The next session the auditor completes clearing the WCCL and W/C C/S-1. The pc is sent to the D of P for a PTS check. However before he has it an Esto grabs him and does some Product Clearing on him. He goes to the Examiner the next morning and says, “(_____ Esto) did some Product Clearing on me last night. I didn’t feel very good about it. Probably had a misunderstood word,” 2.4 DN.

The PTS check was then done over out-Product Clearing and without the pc having read PTS materials. On the PTS check the pc R/Sed on a person he formerly lived with who invalidated Scn and his involvement in it. In the check he also realized that he could do something about a situation where his sister might be sent back to an asylum by his mother for shock treatment. Then on ending he said the PTS check was handling a no-situation. BER exam.

This arrives back with the auditor who has to spend two sessions clearing up the botched Product Clearing, and then starts in on clearing up MUs on the PTS materials the pc had been given to read.

Auditor Comment and C/S—17 May 72

Put ethics is on him. Saw him reading science fiction book when he has “no” time and can’t get through PTS materials. Told him to get through fast and keep ethics in OR NO AUDITING.

He could wait.

This came when I found him not doing it during his study and auditing hours.

After completing PTS materials.

1. Fly all ruds.
2. MU on PTS materials.
3. Fly all ruds on PTS.
4. Complete PTS check.



Very well done.

Now hear this. You did very well getting his out-ethics spotted. WITH this you opened the door to a resolution of a sticky case.

He's no good to man or beast and will get no case gain with his ethics out. That isn't all he's doing (loafing during study).

Now he is on one RD (PTS) and we find another needed. So we can't switch RDs. So we add it to program, right after what we're doing. Standard op procedure.

So redo this program (it's messy anyway).

Put in 3 May 72 PL by the auditor (has 2 lists L&N in it) after PTS check and handle. We should have done 3 May 72 PL before the PTS RD.

Your C/S is okay.

The auditor continues the clearing of words to do with PTS check and then completes the PTS check.

Auditor Comments and C/S—21 May 72

All it took was clearing the materials—so he knew what was going on. Then went very well. He began to make a sort of a list so I will be alert for out-lists.

He is not ready for PTS RD. I doubt if I could clear all the words on the L3B and R3R in 25–50 hrs. So that's why Primary RD.

Then I'll get him moving on ExDn.

1. Clear all words and do HCO PL 3 May 72.
L&N the two lists.
2. Havingness.

Auditor's New Program—21 May 72

Is PTS. Needs PTS RD but not set up. Still big problem with words.

Is out-ethics most of the time.

1. 3 MAY 72 PL. L&N TWO LISTS.
2. METHOD 1 VERIFIED OR COMPLETED—ADD: TRS, AUDITING, GALLEY.

3. TECH DIV PRIMARY RD.
4. PROGRAM ON EXDN (INCLUDING PTS RD AS SOON AS SET UP).

LRH Comment—21 May 72

Very well done.

Yes (to C/S and program).

22 May 72

Pc wrote disconnection notice on two people who had come up on his PTS check.

22 May 72

Pc originates at exams that he is worried about having to disconnect from his mother because she wants a refund.

26 May 72

MAA handling and the pc is "ok to audit."

28 May 72

Auditing resumes and the auditor has trouble with high TA and spends several sessions clearing the list and getting it assessed and F/Ning. The pc is by this time on the Primary RD and the auditor spends time each session clearing up MUs.

Auditor Comment—2 June 72

May I have okay for him not to do Primary RD part-time. I end up using session time cleaning up his MUs.

1. Fly all ruds.
2. Clear L4B words.
3. 3 May PL.
4. Hav.

Then to Dept 13 for M1. He has been on lines too long with no product in sight, until words straightened out.

LRH Comment—2 June 72

Very well done.

Finish up 3 May 72 quickly. Then we can tell.

Off Primary RD until 3 May done and M1 done.

Okay. (by auditor's note re Dept 13)



The next three sessions the auditor spends clearing words on L4B and up to step 2 of the 3 May PL.

The next session the pc is found to be unsessionable.

Auditor Comment and C/S—6 June 72

Gee—it took me 11 minutes to find him unsessionable.

He slept 6, layed around 3 and was tired!

I told him 8 hours tomorrow and sessionable or else.

I am tired of this, he causes me too much dev-t.

“R-factor: We are getting your ethics in as you are in Danger of offload,”
added by LRH.

1. Fly all ruds.
2. Complete 3 May PL.
3. Hav.

LRH Comment—6 June 72

Okay. See addition.

The auditor finishes the 3 May PL.

Comment 7 June 72

3 May PL done.

I want him to get PRD before I do ExDn. He is not sick. Words is his main scene.

1. D of P interview. Inform pc before he gets ExDn he must do Primary RD. That he will be going to Dept 13 first for W/Cing. When he has finished Primary RD he can have ExDn.
2. To Dept 13. M1 verified or completed.

This case actually received very little ExDn but does show the need to have ethics in and what may be necessary to get a pc ready for ExDn.

L. RON HUBBARD
Founder



5. ASSESS C/S-6—GET INTENTIONS CONNECTED—R3R TRIPLE TO F/NING LIST.
6. EMOTIONAL STRESS WHITE FORM—HANDLE EMOTIONAL STRESSES R3R TRIPLE.
7. CLEAR AND ASSESS LX3—HANDLE R3R TRIPLE.
8. CLEAR AND ASSESS LX2—HANDLE R3R TRIPLE.
9. CLEAR AND ASSESS LX1—HANDLE R3R TRIPLE.
10. A. ASSESS: MANAGEMENT, USLO, OPERATIONS BUREAU, ORGS, MISSIONS, EXECs, COs, ORG OFFICERS, PRODUCT OFFICERS.
B. GET INTENTIONS CONNECTED TO BEST READING ITEMS—R3R TRIPLE.
11. SLOW ASSESS R1C—NOTE ALL BD ITEMS. HANDLE BEST READING ITEMS R3R TRIPLE.
12. NEW OCA.

Note: Run Havingness at end of each session and start as needed.

Auditor Comment and C/S—25 Apr. 72

Here's the first C/S for her Expanded Dianetics program:

1. Clear and fly each rud.
2. Clear all words in L3 EXD and R3R.
3. C/S-1.
4. Run all L10 ev purps R3R Triple.
5. If time, go into step 3 and 4 of program.
6. Havingness.

LRH—25 Apr. 72

Good luck.

“Okay” on C/S.

Session—28 Apr. 72

The ExDn program is started and the auditor completes the C/S up to midway through the C/S-1. All words are cleared to F/N and the session runs smoothly.

Exam: TA 2.6, F/N VGIs

Auditor Comment and C/S—28 Apr. 72

We handled her ruds on this big problem she's had all her life. It will come up again and we'll clean it up with intentions. What a lot of PR!

1. 2WC to F/N.
2. Havingness to F/N.
3. Complete C/S-1.
4. Run all L10 ev purps R3R Triple.
5. Continue program from step 3 on.
6. Havingness.

LRH—28 Apr. 72

Very well done.

It will get realer before it gets PRer.

Nice program.

“Okay” on C/S.

Session—29 Apr. 72

The C/S-1 is completed and the program is continued. The pc has no interest in running the L10 ev purps, so they're not run. On PT Environment handling, one item is run R3R Triple. The pc has some attention on Goals Processing she had in the early 60s.

Exam: TA 2.9, F/N VGIs.

Auditor Comment and C/S—29 Apr. 72

She told me a couple of times how she didn't like running Dianetics because it was “slow”—but she sure blew a lot of grief charge on what we ran today. There was no problem on that. She also has a stuck incident which she's slowly been pulling stuff off of—25 hours of Goals Processing. I want to terminatedly handle it this session.

1. 2WC to F/N.
2. Havingness.
3. Run the Goals Processing out R3R Triple Narrative.

If all okay,

4. Verify C/S-6—get handled to F/Ning list.
5. Continue program.
6. End with Havingness.

LRH—29 Apr. 72

Very well done.

She is dispersed so has to work fast and frantically.

“Okay” on C/S.

Session—30 Apr. 72

The Goals Processing is run R3R Narrative, 3 flows. The program is continued, but the pc has no interest in the White Form items or on the LX3 or LX2 items. The session is ended and the pc red-tags at exams.

The pc is taken back into session and a repair action is done.

Exam: TA 3.2–2.75, F/N VGIs.

Auditor Comment and C/S—30 Apr. 72

We ran out her Goals Processing but it's not handled yet. She says she can handle anything but that area and she tends to not-is it in and out of session.

She also got bored in session—I checked ARC breaks (didn't check PTP and M/W/H). Turned out later to be a M/W/H concerning the fact that the area had not gone yet.

1. 2WC to F/N. (Handle any out-ruds if they come up.)
2. Havingness.
3. Get what intentions would make one hold on to Goals Processing.
4. Run best reading items R3R Triple.
5. Recheck interest on White Form items and handle.
6. Recheck LX3 and LX2 items and handle R3R Triple.
7. Clear LX1—assess and handle R3R Triple.
8. Continue program from step 10.

LRH—30 Apr. 72

Well done.

(C/S would get her messed up as it's an out-list situation. Really an engram but she has attention on it.)

0. L4B Method 5 “ON YOUR GOALS LIST _____.”

00. Handle.

Do your C/S.

She is rather critical. More missed withholds than that, I think. Also get in the “who, what did he do” steps of M/W/Hs when you meet a M/W/H.

Session—1 May 72

The list repair is done by a higher classed auditor, and the pc has a nice win on handling the Goals Processing.

Exam: TA 2.5–2.6, F/N VVGIs.

Auditor Comment—1 May 72

Seems like she might have blown the thing on her Goals List at last.

LRH—1 May 72

Very well done.

Thank you _____ (auditor’s name).

LRH—2 May 72

Back to you for ExDn.

1. **2WC to F/N.**
2. **(6 of program) Emotional Stress White Form.**
3. **Handle emotional stresses R3R Triple.**
4. **Havingness.**

Session—2 May 72

The Emotional Stress White Form is added to, and some items are run R3R Triple. At one point in the session, the pc got very tired and then blew a stuck picture, resulting in a big win.

Exam: TA 2.8, F/N VGIS.

Auditor Comment and C/S—2 May 72

She’s changed completely—her face has changed—she’s lighter and her face stopped constantly changing. She’s running fine. We blew a stuck picture.

1. **2WC to F/N.**
2. **Continue Emotional White Form handling.**
3. **Handle LX3, LX2 items reading.**
4. **Clear LX1—assess and handle R3R Triple.**



5. Assess: management, USLO, Operations Bureau, orgs, missions, Execs, COs, Org Officers, Product Officers, in-baskets, post, work.
6. Get intentions connected—run R3R Triple.
7. Slow assess R1C—handle reading items—R3R Triple.
8. Havingness.

LRH—2 May 72

Very well done.

“Okay” on C/S.

Session—3 May 72

The Emotional Stress White Form is completed, with one more item run R3R Triple. LX3 and LX2 are rechecked, but the pc again has no interest. LX1 is started and pc is getting tired and bored in session. After session, the pc has a BER at Exams. The auditor takes the pc back into session and cleans up some out-ruds to F/N.

Exam: TA 2.7, F/N VGIs.

Auditor Comment and C/S—3 May 72

I don't know about this one. She's making gains—they are quite apparent, but she just gets bored stiff and dopey during Dianetics. “It's too slow.” There's something holding her viewpoint of Dianetics in place, so:

1. 2WC to F/N.
2. L3 EXD Rundown to F/Ning list.
3. If all okay, continue LX1.
4. On to step 10 of program.
5. Havingness.

LRH—4 May 72

Well done.

We've strayed off the rails here. Tired, dopey = stuck in something or failed purpose.

I see we've not run her L10 ev purps.

0. Touch Assist.

1. 2WC “What do you want handled?” Note BD F/N items.
 2. Havingness.
- See program.

PROGRAM

Not really responding. Likes to feel tired and dopey. Probably out-ethics. Way overdue. Plenty Touch Assists and Havingness.

1. LRH C/S OF 4 MAY 72 “WHAT DO YOU WANT HANDLED?”
2. INTENTIONS CONNECTED TO IT L&N. R3R TRIPLE.
3. WANT HANDLED? INTENTIONS R3R TRIPLE.
4. WANT HANDLED? INTENTIONS R3R TRIPLE.
5. L10 EV PURPS INTEREST OF NO INTEREST.

Program then as needed.

C/S 53RRR if another BER. Then 3 May 72 PL.

Session—4 May 72

The Touch Assist is done, then the auditor 2WCs “Wants handled?” There’s really nothing the pc specifically wants handled, but she mentions some other things as noted in next LRH program.

Exam: TA 2.8, F/N, VGIs.

Auditor Comment and C/S—4 May 72

She doesn’t want anything handled except to clear up her MUs on her early auditing (given and received) as part of her Primary Correction Rundown. She doesn’t want more auditing because she got her study problem handled and just wants to study flat out.

1. 2WC to F/N.
2. L10 ev purps R3R Triple.
3. Havingness.

Then she can finish her Primary Correction Rundown.

LRH—5 May 72

Well done.



She says she objects to slow auditing indirectly by saying she likes it fast.

There *are* things to be handled. SHE IS NOT IN-SESSION.

1. 2WC “Who would I have to be to audit you?”
2. “What are you willing to talk to me about?”
- 2a. GF Method 5 Handle.
3. Method 4 on “Earlier words in auditing.”
Clear each to F/N.
4. Havingness.

PROGRAM

Doesn't like auditing.

Feeling slightly “abnormal.”

Space not totally clean BD.

“Auditing would be an overt” LFBD.

“Don't feel deserves auditing.”

Lots of Havingness.

A MISSING PIECE OF SANDERSON RUNDOWN—get her in-session!

1. LRH C/S 5 MAY 72 (TO GET IN-SESSION AND GET GF AND EARLY MIS-U'S ON AUDITING HANDLED).
2. “AUDITING WAS AN OVERT” R3R TRIPLE.
CHECK “ABNORMAL” FOR READ. R3R TRIPLE.
3. GET INTENTIONS RE *SPACE L&N*. R3R TRIPLE ON ITEM.
- 3a. HUGE BLACK MASS ORBITING AROUND HEAD.
INTENTION ON, L&N. (Added by LRH 6 May 72.)
4. 2WC ON WHAT SHE WANTS HANDLED.
5. HANDLE WITH INTENTIONS AND R3R TRIPLE.

Session—5 May 72

The LRH C/S is done through the GF and onto the Word Clearing. On question 36 of the GF, “Has anything been missed?” pc says, “Huge black masses orbiting far around head. One is really big and weighs a lot.”

The pc has tremendous wins on the Word Clearing as this was an area (words in early auditing) of great confusion and nonconfront earlier.

Exam: TA 2.8–2.6, Floating TA, VVGIs.



Auditor Comment and C/S—5 May 72

That's more like it. She's clearing up exactly what she wanted handled.

1. 2WC to F/N.
2. M4 on early words in auditing.
3. "Auditing was an overt" R3R Triple.
4. Check "abnormal" for read, R3R Triple.
5. Havingness.

LRH—6 May 72

Very well done.

That's better.

The W/S however adds a step to program. That black mass circling around is what she wanted handled. Should have been a suggest here. Bit of a puzzle how to fit it in. But as it's now come up we can tackle it directly.

I added it to program.

Your C/S is okay.

This is a classic ExDn session situation you've just handled.

Session—6 May 72

The Method 4 Word Clearing is continued and the pc has more big wins. There's no interest on other items and pc says, "That black mass was a GPM, which blew yesterday."

Exam: TA 2.75–2.6, F/N VGIs.

Statement: It's like everything is back in place where it belongs. It's perfect.

Auditor Comment and C/S—6 May 72

SHE'S A PRODUCT.

All the remaining stuff she wanted blew entirely on clearing up these words.

1. Declare ExDn Program complete.

Declare—7 May 72

The pc attested to completion of Expanded Dianetics with VGIs.

SUCCESS STORY

My overall win was a complete free Scientology and Dianetics track which goes back 11 years. It's like starting all over again with a lot of know-how. Many, many other wins too. I used to do things through a screen of somatics and attitudes galore. All gone—understanding restored and much more.

A hundred thanks to _____ (auditor) and the Commodore and _____ (other auditor) for one special session in the middle. This was an extra special all round action.

L. RON HUBBARD
Founder

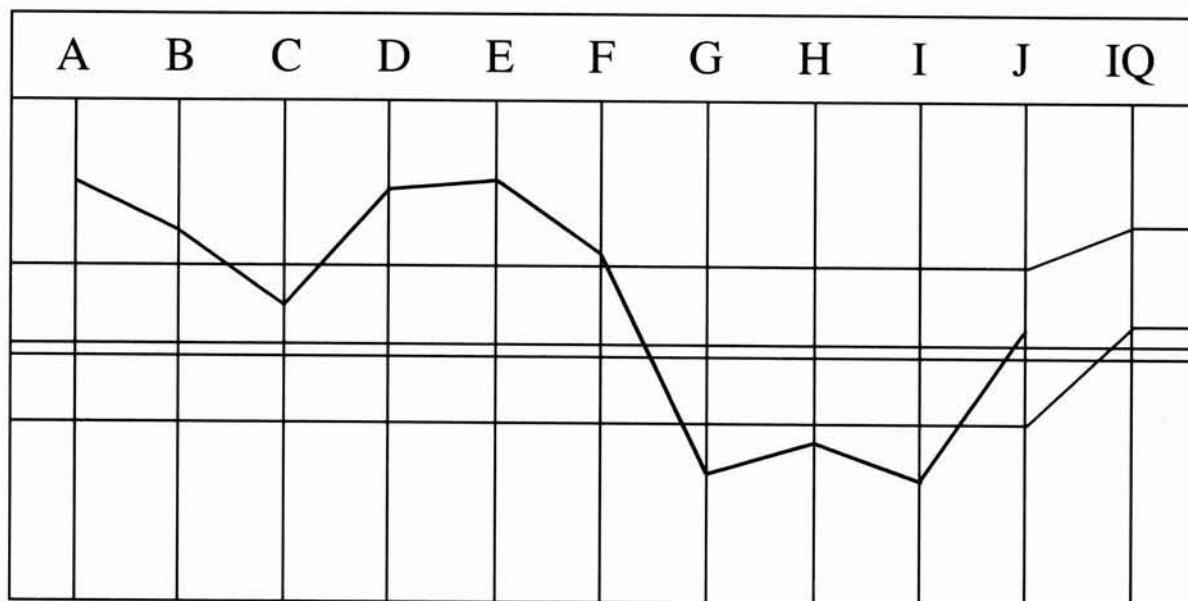
Revision assisted by
LRH Technical Research
and Compilations

HCO BULLETIN OF 29 OCTOBER 1972

Remimeo
ExDn Course
ExDn C/Ses
ExDn Auditors

Expanded Dianetics Series 17

EXPANDED DIANETIC CASE K



OCA GRAPH—4 Apr. 72

Heavily down on the right. (This OCA was done in Swedish, pc's native language.)

Case Notes:

Pc Grade IV quickie. No Drug Rd. Poorly done Method One Word Clearing. Has run poorly on Dianetics. Can't go backtrack and has run few Flow 2 chains.

Record of long-term illness, many accidents and some violence dramatizations on board. Last ill 27 Mar. 72.

Has worked in a mental hospital and as a news reporter.

ExDn SETUP PGM BY DN SPEC—16 Apr. 72

He has outstanding unhandled and ignored Int Corr items and Hi-Lo items. *But* he has *heavy* Mis-Us. Also no-auditing situation since 4.1.72 (except Product RD).

1. CLEAR ALL WORDS: RUDS, WCCL AND ASSESS WCCL AND HANDLE.
2. CLEAR AND ASSESS W/C 1 C/S-1 AND M1 LIST AND HANDLE TO F/N LIST.
3. *IF* TA DIFFICULTY COMES UP, CLEAR C/S 53RRR AND HANDLE. OTHERWISE CONTINUE.



3A. PTS CHECK (ADDED LATER).

4. TO EXDN PROGRAM.

EXDN PROGRAM BY DN SPEC—16 APR. 72

0. HAVINGNESS—THROUGHOUT, BEFORE AND AFTER SESSION.

0A. CLEAR WORDS: R3R, L3 XD.

1. ASSESS PT ENVIRON BUTTONS, GET E, A OR S ON THEM. R3R TRIPLE EXHAUST LISTS.
2. ASSESS C/S-6 (VIII LIST)—*ADD*: PAST LIVES, COMMANDS, CHAINS, “PRODUCT RD,” ETC. GET SENSATIONS, EMOTIONS OR ATTITUDES, R3R TRIPLE, EXHAUST LISTS.
3. “EMOTIONAL STRESSES” WHITE FORM. (GET ANY TREATMENTS, IF “ATTITUDE TO TREATMENT” READS, AND GET AES ON THEM [I.E. THE TREATMENTS]. LIKEWISE “ATTITUDES TO ILLNESS.”)
4. BASED ON WHITE FORM BLEED IT OF ALL *EMOTIONAL CHARGE*—ALL EMOTIONS/ATTITUDES ON READING AREAS OR NARRATIVE AS APPLICABLE.
5. THEN NEW OCA TO CHECK THE LEFT SIDE AND PROGRAM AS INDICATED.

Session—17 Apr. 72

Hav to F/N. Cleared words. Hav to F/N. F/N Exam.

Session—18 Apr. 72

Hav to F/N. Cleared words. Hav to F/N. F/N Exam.

Session—19 Apr. 72

Hav to F/N. Cleared words. Have to F/N. F/N Exam.

Session—20 Apr. 72

Hav to F/N. Cleared words. PTP to F/N. Assessed WCCL but no reads. Hav to F/N. F/N Exam.

Auditor Comments and C/S—20 Apr. 72

Has a problem getting free to be audited—caught between product pressure and watch duty. Handle PTP in mid-session again. Assessment of WCCL mainly over still needle, not F/Ning, not reading. Exam was okay. May have been my TR 1 but I thought that was okay.

0. Hav to F/N.
1. Fly all ruds.



2. Reassess WCCL and handle to F/Ning list.
3. Clear and handle W/C C/S-1 (M1) to F/Ning list.

LRH Comment—20 Apr. 72

Well done.

Study this case. Something wrong.

PTS? Problem?

You can do C/S but resolve the odd behavior.

Session—21 Apr. 72

Hav to F/N. ARC break to F/N. PTP to F/N. Assessed WCCL and handled two reads. Reassessed the WCCL and handled 2 more reads. Hav to F/N. F/N Exam.

Auditor Comments and C/S Next Session—21 Apr. 72

After a lot of work on ruds and several assessments of WCCL it came down to a clean list again.

Pc has continuous attention on senior (_____) LF and QM (_____) sF.

Page 4, col 1 and 2, restraining himself. TA sinks, partly due to sweaty hands.

Also is very heavy on “don’t *know* so better not say anything” and “if you can’t prove it, keep your mouth shut.” (0.5 BD)

He also has earlier connections to newspapers and a mental hospital where he worked as a nurse’s aide.

Has an “insulin treatment” but not specified if simply for diabetes or for shock purposes.

He should have a thorough PTS check immediately after M1 Verification is completed.

As he has some protest on doing the WCCL assessment so many times and as the last reads handled were all false or “nothing” reads we may be cleaning cleans on him.

0. Hav to F/N.

0a. 2WC Attention on? to F/N.

1. Find out what he *does* during an assessment with 2WC to F/N.

1a. Put in Suppress and Inval “On the list we have been assessing.”

2. Complete C/S of 20.4.72

Add PTS check to program after M1 Verification at 3a.

LRH Comment and C/S—21 Apr. 72

Very well done.

Now we’re getting somewhere.

Major points:

1. He is psychotic by OCA.
2. He is not in-session.
3. His background is at mixed practices (one of 7 Resistive Cases).

So reprogram needed.

1. WHO WOULD I HAVE TO BE TO AUDIT YOU?
2WC TO F/N.
2. WHAT WOULDN'T YOU MIND TALKING TO ME ABOUT?
3. DEFINE SUPPRESSIVE PERSON. GET EXAMPLES. MARK ANY BDS.
4. HAVE YOU EVER KNOWN A SUPPRESSIVE PERSON? (MARK BD OR F/N ITEMS.)
5. DEFINE A SUPPRESSIVE *THING*, GET EXAMPLES, MARK ANY BDs.
6. HAVE YOU EVER KNOW A SUPPRESSIVE THING? (MARK BD OR F/N ITEMS.)
7. SEND TO D OF P FOR PTS HANDLING AS INDICATED.

LRH PROGRAM—22 Apr. 72

Not in-sess. Low left OCA. Former nurse's aide in mental home. Insulin treatment. Not a good case gain. In ethics trouble often. Foreign language. Lots of Hav.

1. WHO'D HAVE TO BE TO AUDIT—WHAT COULD YOU SAY.
2. 2WC DEFINE SUPPRESSIVE PERSON OR THING WITH EXAMPLES UNTIL HE UNDERSTANDS IT.
3. 2WC (MARK BD OR F/N ITEMS.) "HAVE YOU KNOWN A SUPPRESSIVE PERSON," TO F/N.
4. 2WC HAVE YOU KNOWN A SUPPRESSIVE THING.
5. D OF P PTS CHECK METERED AND HANDLE. (HE MAY BE SUPPRESSIVE.)
6. SANDERSON RD.
7. INTENTIONS OF PAST AREAS. SCOUT INT AND RUN.

Session—22 Apr. 72

Step 1 of C/S to F/N. Step 2 to F/N. On it pc gave a number of answers which BDeD and at one point he R/Sed. Did steps 3 and 4. On step 4 the pc came up with a number of terminals including another crew member (LF), a



psychiatrist on whom he R/Sed when talking about her, a communist writer on whom he R/Sed. Then did steps 5 and 6. On step 6 the pc gave the items: a guillotine (LF), a device for giving electric shocks (.5 BD). At the end of session the pc it's about his case showing great interest and was F/Ning through most of it. F/N Exam.

Auditor C/S Comments—22 Apr. 72

Wow. We got him where he lived. Best items are:

1. The head nurse at the clinic (who ordered the ECTs).
2. A commie writer.
3. The ECT machine (not pc's wording here).
4. (____ org terminal).

He had not more answers but not an F/N on the "Have you ever known" Qs.

1. D of P check anything in PT Environment, or other answers on PTS check. Light touch as he *has* answered the Q.
2. PTS handling (D of P).
3. Clear R3R and L3 EXD words.
4. Sanderson RD.

Doesn't seem to be SP himself—he has thought of it. Long it's on "artistic ambitions" as a writer at end of session.

LRH Comment—22 Apr. 72

Very well done. You're getting him where he lives now.

D of P Interview—23 Apr. 72

In the interview no other SPs were found but the pc did bring up a chronic PTP he had for almost two years of wanting to go on leave to see his parents whom he hadn't seen for five years. The pc was then routed to the Chaplain who said he could take a leave on which the pc had GIs. The D of P then had the pc write disconnect letters to the head nurse, the communist writer and the shock machine.

Session—23 Apr. 72

TA at 3.4 at start of session. The pc was asked about the interview and said that his leave had been turned down in January and R/Sed. He also mentioned being puzzled about the PTS scene but the TA continued to rise to 4.4. F/N Exam.

LRH Comment—23 Apr. 72

Well done by exams.

CS okay. But something is really out. The C/S 53RRR will find *if you ask* what the reads are before acting.

Session—24 Apr. 72

The auditor takes the pc in and clears and assesses the C/S 53RRR. W/H LFBDs, and the auditor pulled it to F/N.

Auditor Comments and C/S—24 Apr. 72

Well we got another *big* chunk. He had been sitting on the discreditable W/H of having *been in* the hospital (as well as *working* in it) for a rest cure following nervous collapse as a student! in terror that the SP head nurse would slip something in his food. And since then afraid of what SO would think. Apparently received only light insulin treatment, not as shock type dosage. I spent some time looking for an overt of commission in the hospital but the read finally cleared to F/N VGIs on “false.” This is material for R3R of first order.

1. Continue C/S 53RRR to F/Ning list.
2. Clear all words R3R and L3 EXD.
3. Then to Sanderson RD.

LRH Comment—24 Apr. 72

Very well done. C/S okay.

Session—25 Apr. 72

The auditor continues the C/S 53RRR again pulling W/Hs.

Auditor’s Comment and C/S—25 Apr. 72

Wow. 2 more W/Hs on the mental hospital.

1. Forced to go into agreement with psychiatrist on threat of being interned if he spoke out.
2. Fear of expulsion for being connected with psychiatrist.
3. 3rd flow engrams of torture by ECT (for political reasons) of a girl.

These all drove TA up and were pulled to F/N VGIs. Still needs to complete C/S 53RRR.

1. Hav to F/N.
2. Assess and handle C/S 53RRR to F/N list.
3. Clear R3R and L3 ExDn terms.

LRH Comment—25 Apr. 72

Very well done.

Wild scene! You handled it well. He looks good.

Session—26 Apr. 72

The C/S 53 was reassessed and handled. Pc had a big win and floating TA on “freedom from having to withhold.” F/N Exam.

LRH—27 Apr. 72

Very well done.

Session —27 Apr. 72

The C/S 53 was reassessed and in handling more withholds were gotten. F/N Exam.

LRH—27 Apr. 72

Very well done. Looks good.

Session—28 Apr. 72

The C/S 53 was reassessed and taken to F/Ning list. F/N Exam.

Auditor Comment and C/S—28 Apr.72

Got off a big W/H and ARC break which handled it. He F/Ned right through the C/S 53RRR.

1. Safe Ship Program auditing.
2. 2WC “What hasn’t been handled in auditing?”
3. List intentions connected with best reading items. R3R Triple.

LRH—28 Apr. 72

Very well done. Hurrah!

Session—1 May 72

TA at 3.4 at start of session. 2WC the TA down to 3.0 on a PTP but not to F/N. Then did the Safe Ship Program. F/N Exam.

Auditor Comment and C/S—1 May 72

Safe Ship Program done.

0. Rud if no F/N.
1. Hav to F/N.
2. 2WC “What hasn’t been handled in auditing?” Mark all BDs, Fs, etc.
3. List intentions connected with best-reading areas.
4. R3R Triple.

LRH —1 May 72

Well done. He was in a PTP. Should have been run, then Safe Ship. Changed Step 0 to: Fly each rud.



Session—2 May 72

TA at 3.7 at start of session so auditor did C/S 53 to F/Ning list. Then all ruds to F/N and Hav to F/N. On the 2WC of “What hasn’t been handled in auditing?” the pc says “my back” sF, “earlier lifetimes” sF, and “masturbation” LF. The 2WC was taken to F/N. F/N Exam.

Auditor Comment and C/S—2 May 72

Ran into another high TA so did C/S 53RRR to F/N list and then did C/S (not complete).

1. Each rud to F/N.
2. Hav to F/N.
3. List intentions connected with masturbation.
4. R3R Triple to F/N list.
5. Repeat 3 and 4 on “get clear.”

Note: This C/S varies from Sanderson RD by omitting L&N and using Dianetic listing instead. This is because L&N is out of class for me as yet. Should handle it but the long way.

LRH Comment—3 May 72

Well done. C/S very not correct. LRH rings No. 4 of the auditor’s C/S and puts “makes no sense.”

LRH Notes and C/S—3 May 72

Well done. C/S alter-ised from Sanderson RD. You would have listed anyway and gotten a wrong item. You just flew his ruds. He had one R/S. The Ev Purp lives under that R/S.

1. 2WC to F/N.
2. Hav.
3. L&N “What intention is connected with masturbation.” To BD F/N item.
4. R3R Triple.
5. Hav.

Next session again repeat: 2WC want handled L&N Intention R3R Hav

You better just learn to L&N before this session time. HGC auditors are supposed to audit anything. Don’t get a wrong item.

Session—4 May 72

2WC to F/N. Hav to F/N. Did the L&N to the item “to substitute for a failed purpose and disappointment.” Then ran this R3R F1 to pc exterior and a big win. F/N Exam.



Auditor Comment and C/S—4 May 72

L&N went fine. Started R3R by grabbing a narrative of the *subject* instead of the intention. On TR3ing the F1 (command 1) he took a look and blew himself out of his head—a sudden and very amazed looking pc.

0. If any TA trouble do Int Corr List and handle (clear words first).
1. 2WC to F/N.
2. Hav to F/N.
3. F2, F3 and check F1 or R3R from last session.
4. 2WC “want handled.” (Mark BD items.)
5. L&N “Intention connected with _____ ”
6. R3R Triple.

LRH Comment—4 May 72

Well done. Control it better on a C/S. Results are fine.

Pc Origination—5 May 72

Exam: TA 3.3–3.2, clean, poor indicators. “I have pain in my neck and I want to get an assist. Terrific pain—could hardly get up this morning.”

Session—5 May 72

Auditor took the pc in. The TA was at 3.6. Did C/S 53 to L4B and corrected the L&N done on “masturbation” to the item “to escape to a more desirable condition.” Took a break and when session was resumed the TA was at 3.75 and the pc was uncertain of the item. The correction bogged. BER exam.

Auditor’s Comment and C/S—5 May 72

Took him in after he BER’d on orig to Exams following list and Ext. C/S 53RRR and L4B and corrected the list successfully. Then after dinner TA back up again and not certain of item. L4B and C/S 53RRR and list corr done and list extended and nulled. TA remained high. His back was giving him considerable pain towards end of session. As I wasn’t getting the list handled and it was getting to be a heavy PTP I ended off and sent him to MO for a Touch Assist and attention to the knotted muscle. He now as Red tabbed at Exams and his list, physical PTP and possible Int gone out.

0. Med attention to muscle until no longer a problem.
1. Assess C/S 53RRR, handle per reads. Handle to F/N list.

LRH Comment—5 May 72

Why’d you keep fooling with it after it F/Ned. Repair it.

Session—6 May 72

Touch Assist to F/N. Corrected the list to the item “to escape into a more desired condition through self satisfaction.” F/N Exam.

Session—7 May 72

TA at 4.5 at start of session. C/S 53 was assessed. 2WCed a mental hospital incident E/S to F/N. F/Ned the C/S 53. The pc's shoulder started hurting and a blunted purpose connected with the hospital was 2WCed to F/N. F/N Exam.

Auditor Comment and C/S—7 May 72

He was stuck back at his hospital again. Got him out of it twice. Then got an F/N on C/S 53RC. Then as soon as I had ended the list he started thinking or something and the TA soared again and finally came down on the purpose blunted by the hospital incident. I suggest we handle this thing once and for all.

1. L&N intentions connected with that area.
2. R3R triple on item.
3. R3R triple on masturbation item.
4. 2WC "Want handled."
5. L&N and R3R reading areas.

LRH—7 May 72

Very well done. Okay on C/S.

Session—8 May 72

Rud to F/N. Started the C/S and the TA soared. 2WC to F/N. F/N Exam.

Auditor Comments and C/S—8 May 72

Out of the pc's gradient. No R level where the L&N would hit so it didn't read and TA climbed. Overcharged as he puts his TA up in a few seconds with a weird thought like "session should be truthful" and sits on it for an hour.

So he's overcharged, can't spot bank and stuck down the track this lifetime.

He has had CCHs I-IV and Op Pro by Dup (to F/N VGIs.) But we can undercut this case with:

1. Tone 40 locational CCH 6.
2. CCH 7 (8C) "Keep it from going away."
3. CCH 8 "Hold it still."
4. CCH 9 "Make it a little more solid."
5. Control TRIO (Notice that _____ and get the idea of having it, permitting it to continue, making it disappear.)

This is a program change to get him out of his stuck bank points (Swedish Army, hospital, etc.) and under control as he is not cutting it and I am overstimulating him too easily with too many hours to just get the TA down.

LRH Comment and C/S—9 May 72

Well done.

You're going off ExDn. This pc is W/Hing heavily for fear he will damage something or do something evil. See Psychosis HCOB. That is why TA soars on a thought.

He's just messed up by evil intentions not handled.

His session programing is a bit ragged. He's a TA battle because he isn't leveling with you.

Note that Sanderson RD is not complete. You would be breaking into an existing action.

You are getting desperate because the pc is in a desperate state. That's the time to go easy, not make a huge change.

This pc is already too long on our lines without a completion.

If he's not telling you his thoughts he's not in session. You don't have his confidence.

1. 2WC "What are you afraid you might tell me?" to F/N. Note the BD and F/N items for future reference.
- 1a. Hav.
2. Verify intention found and R3R Triple.*
3. 2WC What have you always wanted handled?
4. Hav.

LRH PROGRAM—9 May 72

Pc not really in session. Probably a PT out-ethics case. Middle of Sanderson RD. Beware of out-lists. High TA needs to be nudged with "What have you thought of you haven't told me?"

1. LRH C/S 9 MAY TO GET PC IN SESSION, AND COMPLETE RD HE IS STARTED ON.
 2. COMPLETE SANDERSON RD.
 3. WHAT DESTRUCTIVE THING MIGHT YOU DO?
 4. INTENTION BEHIND THAT. R3R.
 5. REPEAT 3.
 6. REPEAT 4.
- REPROGRAM.

Session—10 May 72

TA at 3.6 at start of session. Pc itsa'd considerations on masturbation to F/N. On the 2WC in step one the pc went on and on giving his good intentions to

*[Editor's Note: This refers to an intention found in the previous session, on the Sanderson step.]



F/N, no W/Hs or evil intentions gotten. In verifying the intention found in connection with masturbation the pc first said that it was right and that covered it, F/N, but then went on to give the item “to have something to do rather than eating carrots or picking my teeth or my nose” LFBD F/N. F/N Exam.

Auditor Comment and C/S—10 May 72

One of us is mad, I think.

Beginning of session 2 div BD on masturbation. 2WC BD 2 divs on wanting to get the show on the road (for LRH) before time runs out.

On verifying the list 1 div BD on being bored and the matter is handled and feels free about it.

Then he comes up with a 0.5 BD and F/N Item which sounds like Alice’s Bad Dream.

I ended off because I wasn’t prepared to run the item R3R. My impression of this item was covert blow. As far as I can see it has to be.

1. Reclear L4B.
2. Assess and handle L4B “intention connected to masturbation.”
3. **Complete last C/S (LRH of 9.5.72).**

LRH Comment and C/S—11 May 72

Here is a new program and auditor not following it again. It is the correct program. The auditor is critical of the pc’s item.

1. 2WC to F/N.
2. **R-factor. If you think of something you can tell me. When you don’t tell me what you think it upsets the processing.**
3. **R3R on item found.**
4. **Hav.**

Session—12 May 72

2WC to F/N. Gave the R-factor and the TA soared. The auditor 2WCed it and checked for withholds but the TA didn’t come down. F/N Exam.

Auditor Comment and C/S—12 May 72

Immediately after 2WC to F/N and R-factor his TA soared.

Came down on several areas but climbed again after each one.

He maintains he is not aware of W/Hing anything yet he has soaring TA on something. Not O/R or protest. I didn’t go into the R3R chain due to the high TA.

I believe there is some W/H he is not-ising so heavily he doesn’t believe he has one. He F/Ned at Exams after high TA in session which is odd. I am



unsure how to get him off it so we can do the RD. If it does not violate the program I would suggest Hi-Lo TA List. (Or some other assessment prepared).

1. Clear Hi-Lo words and assess and handle to F/N list.
2. R3R Triple (item from L&N done previously).
3. Hav.

LRH Comment and C/S—13 May 72

Auditors who don't do LRH C/Ses have been known to get very wet!

Looks like a simple case of false TA with pc slackening cans. Do you watch a pc's hands? They sometimes slacken cans.

If you keep nagging him he'll get desperate.

1. False TA HCOB with all additions. Let's see if you can do all the checks.

1a. Do Hi-Lo if no joy in 1.

2. He wants masturbation handled. That's where it began to hang up.

L&N "Who or what would masturbate?"
item O/W.

(Item O/W is: What has item done. What has item W/H alternate repetitive.)

If no blow, L&N "What intention would (____ item) have. R3R intention."

Session—13 May 72

The auditor again has TA trouble. BER exam.

Auditor's Comments and C/S—13 May 72

False TA checklist done. Put him on footplates as there was almost a div of TA difference when he first tried them. As it later climbed back up it was probably just his shoes being taken off.

Hi-Lo assessed 3 times, last time to the pc. No reads. Per his statements he was getting the commands. As if he is below the reality of W/Hing.

States he has had a personality change recently and is "more exterior to himself."

This is the second time I have failed to complete a C/S. I did not want to go into another action with the TA that high. He said he was feeling great, not tired. (His sleep is irregular due to QM duties.)

The pattern is usually the TA doesn't start to climb until the first 20 minutes of the session or so. We should be able to handle this way:

1. 2WC to F/N.
2. Complete LRH C/S of 12.5.72.

I don't know where I am erring on this guy, but I'll get him through it.

LRH Comment and C/S—13 May 72

Oh well. With this many session errors you won't make it.


**ANYBODY CAN AUDIT AN EASY PC. AN AUDITOR'S
FLAWS SHOW UP GLARINGLY ONLY ON ROUGH PCS.**


As a Dn Spec will be auditing a lot of rough pcs he has to be flawless in TRs, metering and tech.

The errors are obvious enough.

1. You don't begin a major action or an assessment list until you get an F/N. This is called setup. One has to know how to talk a TA down to do a Hi-Lo. This holds true unless Int is out and that can be tested at once by simply checking Went In? Exterior? at which you get a BD if it's what's wrong and you just handle it. If it's not Int you check lists. If not lists you check W/Hs.

Actually I can't see how you'd get much of a read with a TA that high. Nevertheless a C/S 53RRR works even with a high TA.

2. You tried to run an ARC break with a high TA. You checked it. You NEVER touch ARC breaks on a high TA as high TA is not caused by ARC breaks. And ARC breaks WILL NOT get a TA down and seriously messes up a pc if you try it.
3. You are possibly assessing with a lilt— a  upswing of tone as in a question.

Assessments are done as a *statement*  a down tone.

4. You have to have the pc's attention.

He has to be in session, this means *interested in own case and willing to talk to the auditor*.

5. To be in session a pc has to have confidence in his auditor and an auditor with overts on the pc or doubts or who makes funny cracks about the pc's items SHOWS IT IN SESSION and there goes confidence. Because ARC is gone.
6. An auditor's tiny failures in TRs begin a grating on the pc. This throws a pc out of session.
7. The commonest cause of no item on an assessed list of prepared items is meter reading failure. The meter is placed wrongly so the auditor can't see it, pc and paper in ONE glance. This is the usual reason for "no items" on a prepared list. Eyesight can be a factor.
8. An auditor has to have IMPINGEMENT on a pc to assess. The XII's run into this all the time. Interns have "done" a GF40XRR. The pc gets to the XII. The XII reassesses and has a whole big parade of reads. The lower class auditor just didn't *impinge* (or missed the lot).

There are NO pcs alive such as you are presenting here in this folder. They do not exist.

Whenever in the past, we have thought one did we have checked it out and there was no such animal.

There was an auditor whose TRs were poor, who couldn't or didn't read a meter and who had overts on the pc.

The pc in question each time responded easily to standard auditing.

You keep not doing C/Ses because you have not done the basic things.

Anybody can run a Cadillac pc. It takes a real smooth auditor to handle a Vintage Model T Ford.

These are not harsh words. I must not let you get the idea that you can goof and then blame the pc. You'll just go on losing if I do let it slide.

Did you really check ALL of the false TA items or did you just shrug it off and grab footplates? And are you using a meter that works or a busted one.

D of P. What does the auditor do, really and truly.

We'll check this. Then we'll use the murder routine if all other points are verified.

The auditor is crammed. The pc has a D of P interview and three points arise. (1) Auditor's TR 2 is out, (2) Cleaning cleans and getting into protest and (3) Pc now ready for deeper running.

Auditor's Comment and C/S—14 May 72

D of P interview done. The loose grip was spotted in the TA checklist. I used the footplates because 0.8 div difference at the time and pc happier with them. If D of P's opinion is correct my TR 2 has been short. So I'll pick it up, and be careful with the metering and TRs, and cans. I have gotten off all the overts I know of off on this and other pcs. They include rough TRs and mismetering. I believe we can get him moving along alright. Suggest:

0. 2WC to F/N.

1. L&N Who or what would masturbate? Item O/W.

If no blow L&N "What intention would (_____) have." R3R (per LRH C/S 13.5.72).

LRH Comment—14 May 72

Very well done. I'm truly pleased. There's real hope for a top level auditor in you if you take it this well and handle. Do a smooth job now.

Session—15 May 72

Did the L&N to the item "me." Ran O/W on the item to F/N, cogs and a blow. F/N, VVGIs exam. Pc says, "It feels great. It feels damn great."

Auditor Comment and C/S—15.5.72

Yahoo! Got 'em! Change of characteristic—spoke to the Examiner. Real breakthrough for me—audited like a well-oiled river! Should have taped it.



0. 2WC to F/N.
1. 2WC “What do you really want handled?”
2. L&N Triple and R3R Triple on reading areas.

LRH Comment and C/S—16 May 72

Well hurrah! Very well done. The next C/S though to this is different.

1. 2WC to F/N.
2. L&N “What is the intention of me?” BD F/N item.
3. R3R on item Triple.

This is to follow through the hidden standard using actually a XII RD and adapting it to ExDn.

Session 16 May 72

TA at 3.1 at start of session. 2WCed and the TA went way up and finally came down and an F/N was gotten. Then on clearing the listing question the TA again soared. F/N Exam.

Auditor’s Comments and C/S—16 May 72

Hit the ditch.

Not cans alone this time as I have checked those very carefully. Also he BDs to F/N at Exams on the same sized cans.

I am missing something on him which he has suppressed. A list of areas from this session producing TA is attached. D/N and R/S on “me” and on “despatch.”

I took care to see he knew I had gotten what he said several times. He knew I had gotten what he said.

TA BDed on “someone could take money from bookstore” and started climbing when I asked him if he had. Said he never thought of doing it and he hadn’t.

Whatever it *wasn’t*, it *was* something I did, as the TA was actually high at 4.9 even when checking can grip. The fact that he BDs and F/Ns at Examiner means to me that he is W/Hing or protesting something from me but not at Examiner.

It could still be TR 2. *Something* must be sitting there unacked.

1. D of P “In your last session what did the auditor do?”
2. D of P “In your last session were you protesting anything? Was anything unacknowledged?”
3. “Is there anything you haven’t told?” (note read).

Check cans first.

LRH Comments and C/S—17 May 72

This is what C/Ses are for!

Since your new skill acquired in Cramming you have not run a C/S 53.



Also you challenged him with your 2WC Q. It isn't a 2WC Q. "What have you been up to" is an invalidative auditing Q. How have you been or some social Q is 2WC to F/N.

You are acting suspiciously. He feels it. He of course has overts all over the track. You are restimulating them by being suspicious. You are not running O/W but appear to be trying to, so processes are mixing. You should be running Standard Dianetics on him.

Session probably started on an F/N (cold can). You gave it no time to warm.

1. C/S Series 53RC.
2. Handle.
3. Continue Sanderson RD.

And don't act like a detective! An auditor is a detective only when doing O/W on a pc that won't give.

Session 18.5.72

The auditor assesses the C/S 53RC and handles "don't like it." On the next assessment Int reads and so an Int Corr List is assessed. This does not read but the pc is very happy. F/N Exam.

Auditor's Comments and C/S—18 May 72

Do what Ron says!

Pc ext, VVVGIs. The Int Corr List was clean but the area was what was hanging it up.

He's had an "Int RD" in 1970 reported as "shallow didn't bite" by auditor.

0. 2WC "How do you feel about going into things?" to F/N.
1. If all okay, L&N "Intention of 'me'."
2. R3R Triple item.

LRH Comment—18 May 72

Very well done!

19 May 72

Pc sprained his ankle and got a Touch Assist from the MO. F/N Exam.

20 May 72

Another Touch Assist given by the MO. F/N Exam.

Session 20 May 72

The auditor does the C/S. The L&N item is "to be at cause" and this is R3R Tripled. F/N Exam.

Auditor Comment and C/S 20.5.72

Doing fine. L&N went great—hot item. The R3R is rough and very shallow

and he tends to go into long situational descriptions on step 7. Really needs a Dn C/S-1 on the R3R steps with demos.

0. R-factor “We’re going to go over the steps of R3R.”
1. Go over each step of R3R with “apples,” having the pc do demos of the chain and what happens.
2. Dummy run R3R with apples.
- 2a. Rud if no F/N.
3. 2WC “What do you really want handled on your case?” (Clear words backwards and “serious question” R-factor.)
4. L&N Triple Intention + R3R.

LRH Comment and C/S—21 May 72

Well done by Exams.

This Dianetic R3R is too rough. 1–9 A–B look strange.

The C/S is invalidative of this pc and it still shows to the pc. Long long yak is out TR 2 and defensive.

1. L1C “In your auditing with me has there been.”
2. Havingness.

Then another auditor as I am tired of writing repair programs on this pc.

21.5.72—

The pc reports at the Examiner that he feels tired and spinny and feels like vomiting.

Auditor’s Comment and C/S—22 May 72

BER and sick 48 hrs after L&N and R3R session. (L1C C/S 21.5.72 not done.)

1. L-4B.
2. If not all handled L3 EXDN.
3. LRH C/S 21.5.72 (L1C + Hav).

I am very willing to correct myself. In view of your note on C/S of 21.5 is this okay?

LRH Comment—22 May 72

Okay.

Session 23 May 72

Cleared words and assessed and handled the L4B. Pc was happy with the item found earlier. Then did the L1C to a good result and pc VVGIs. F/N Exam.

Auditor Comment and C/S—23 May 1972

Pc doing fine now. Says the illness came from stops on his bookstore purchasing lines. Also had a big win on a recall going back to age 1½ or 2 and a glimpse of a past life.

1. To another auditor.
2. Complete Sanderson RD. 2WC “What do you really want handled?”
Triple L&N (each R3Red Triple).
3. Repeat 2 and 3.

LRH Comment—23 May 72

LRH crosses out step 1 of the C/S.

Very well done. Same auditor. Get this pc to a product!

Session 24 May 72

2WCed to F/N. On the 2WC for what the pc wanted handled the auditor took up the BD area “my future” and L&Ned for the intention connected with it. The item gotten was “To make myself able to help Ron in freeing mankind.” This was then run R3R Triple. F/N Exam.

Auditor Comment and C/S 24 May 72

This came out fine. Pc had a win on realizing he could know what happens on a F2 or F3.

But I goofed in the area being handled—ran intention connected with “future” (a BD area) because he was worried about his future. Got a laudable intention for future which came out okay but shouldn’t have been run R3R.

0. Fly each rud.
1. L&N “What intention would prevent a more positive future?” and R3R Triple.

LRH—24 May 72

Well done by Exams. Write up this pc’s program.

Session 25 May 72

Each rud F/Ned on asking. The L&N question didn’t read on clearing or checking for read. The pc originated that he felt very very good. F/N Exam.

ExDn PGM BY DIANETICS SPECIALIST—25 May 72

Now doing well. Has had Sanderson RD. Happy with progress.

0. 3 MAY PL ADDED BY LRH 29.5.72
1. “DESTRUCTIVE THING” RD—LRH PGM OF 9.5.72.



2. PTS RUNDOWN + INTERVIEW. (INCLUDE SP ITEMS FOUND 22.4.72.)

3. OCA AND PROGRAM.

He is not sick. Body in good shape when not being damaged by accident.

He should be phased over to Grade Chart for 0–III to be Tripled up and IV Triple to be run.

Auditor Comment and C/S—25 May 72

The L&N was clean and he feels “really great.”

He has a little attention on his foot, which he hurt recently on a mooring line. (After going Ext.) Sanderson Rundown seems complete.

0. Touch Assist on foot to F/N VGIs.
1. Hav to F/N VGIs.
2. 2WC “Is there anything you want handled that we’ve missed?” To F/N VGIs.
3. If all okay (no hidden standard) do 3 and 4 of LRH program.
 - A. “What destructive thing might you do?”
 - B. L&N Intention behind _____ (BD item of A).
 - C. R3R Triple.
 - D. Repeat until none on A.

LRH—25 May 72

Very well done.

Session 27 May 72

Touch Assist to F/N. PC origination on foot to F/N.

F/N Exam.

Auditor Comment and C/S—27.5.72

His recently hurt foot was an engram and not fully cleared with Touch Assist. Needs to be fixed before the “Destructive thing” Rundown.

1. R3R Triple Narrative foot injury.
2. Assess I, A, E, S in foot area. List, assess, R3R Triple exhaust.

LRH—27 May 72

Very well done.

Pc originates his foot is all well and a fantastic win. Ran the injury R3R Flow 1, then pulled a missed withhold. Didn't find an F2 then ran F3 R3R. F/N Exam.

Auditor Comment and C/S—28 May 72

Came out okay. R3R slow. “None on F2.”

I need to be smoother and faster with this guy so he feels more certain.

Ruds came up between flows—he had forged himself an okay to go ashore for dinner tonight. Very motivatorish about it all.

1. Fly each rud.
2. 2WC “Is there anything you want handled that we've missed?”
3. If so L&N Intention and R3R Triple.
4. If no wants handled “What destructive thing might you do?” to BD F/N.
5. L&N “Intention behind that?”
6. R3R Triple.

LRH Comment and C/S—29.5.72

Too long in auditing. Out-ethics on the case won't let it run.

1. 3 May 72 PL.
2. L&N Lists (Steps 3, 4)

If Why Finding has been done on him then do it like C/S Series 78. When this is done he can go on. He's just about to get taken off auditing lines so is out-ethics. Should have been a product way back.

Then your C/S the next day.

Final Note:

He was then programed for further Expanded Dianetics actions.

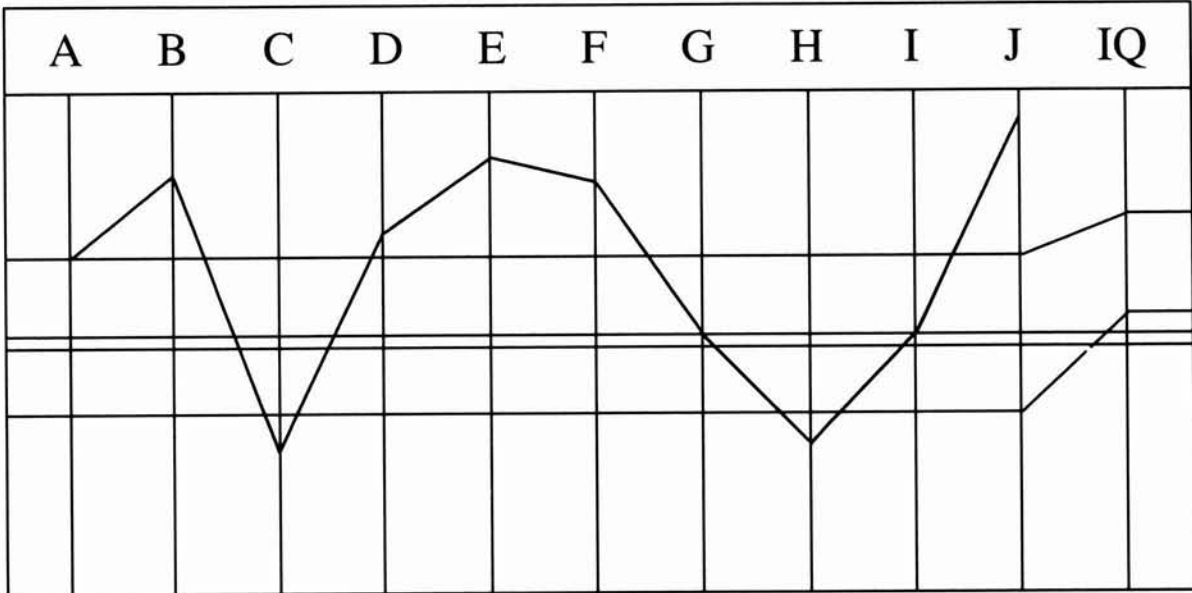
L. RON HUBBARD
Founder

Revision assisted by
LRH Technical Research
and Compilation

Remimeo
ExDn Course
ExDn Auditors
ExDn C/Ses

Expanded Dianetics Series 18

EXPANDED DIANETIC CASE L



OCA
Taken 31 March 1972

CASE NOTES

Pc VA. Chronic sickie—chronic skin trouble—constantly in ethics trouble. 0.5 on Chart of Human Evaluation—thereabouts. OCA is in the white on both left and the right.

He's had quickie W/C M1 and a quickie Drug Rundown. Not nearly enough Dianetics. Has an almost continual Low TA.

EXPANDED DIANETICS PROGRAM
2 APRIL 1972

1. HI-LO TO F/NING LIST. (LRH ADDED "CLEARED.")
2. COMPLETE PRIMARY RUNDOWN.
 - a. W/C M1—WORD CLEAR W/C M1 C/S-1 AND WCCL FIRST.



- b. CONTINUE WITH STEPS 3 AND 4 OF PRIMARY RUNDOWN—COMPLETE RUNDOWN.
3. COMPLETE C/S 1.
4. W/C EACH WORD IN R3R COMMANDS AND EACH WORD IN THE L3B.
5. TRIPLE ASSESS: POST, ACTION, MISSIONS, ETHICS, COMM EVS, CONDITIONS, STUDY, DOCTORS, MEDICATION, SICKNESS, 2D.
RUN THE ATTITUDES AND EMOTIONS R3R TRIPLE—CONTINUE TO F/NING LIST.
6. ASSESS CL VIII LIST (AUDITORS, AUDITING, ETC.) ADDING SOLO AND CLEARING. ASSESS ATTITUDES AND EMOTIONS ON BEST READING ITEM, LIST AND DO R3R TRIPLE TO F/NING LIST.
7. DO A NEW W/F.
 - a. TAKE ALL EMOTIONAL STRESSES, LOSSES AND DEATHS R3R TRIPLE NARRATIVE.
 - b. IF ATTITUDES TO ILLNESS AND TREATMENT READING—RUN R3R TRIPLE.
8. CLEAR AND ASSESS (IN TURN) LX3, LX2, LX1 AND HANDLE R3R TRIPLE.
9. NEW OCA AND REPROGRAM ACCORDINGLY.

NOTE: The pc is under Comm Ev and so it is some time before he is sessionable.

§

Auditor Comment and C/S — 18 May 1972

Should be out of Ethics tomorrow. Time to start.

1. Clear all words on Hi-Lo.
2. Hi-Lo to F/N list.

LRH 18 May 72

There's an out of sequence in the program.

The Primary RD and W/C1 are out of sequence here. He won't get them done and he hasn't started.

This is a very bad OCA and a bad (low) TA. C/S 53RC is better now than Hi-Lo.

1. Clear all words on Hi-Lo.



2. Hi-Lo to F/N list.
3. Hav.
4. Clear C/S 53RC.
5. C/S 53RC to F/N list.
6. Hav.

LRH Program

Bad OCA. Low TA. Blames seniors. Lots Hav and Touch Assist.

1. HI-LO TO F/N LIST.
2. C/S 53RC TO F/N LIST.
3. CLEAR WCCL AND HANDLE TO F/N.
- (3a. 3 MAY 72 PL ADDED BY AUDITOR 21.5.72 OKAYED BY LRH.)
4. COMPLETE C/S-1. INCLUDE EVERY WORD IN R3R.
5. DRAW FLOWS QUADRUPLE.

$$F1 \longleftarrow F2 \longrightarrow F3 \downarrow \quad F3 \uparrow \quad \text{(2 directions of other others)}$$
6. DRAW BANK AND CLEAR.
7. ASSESS PT ENV LIST (SEE 2 APR. PROGRAM).
8. CLASS VIII LIST (SEE 2 APR.)
9. CLEAR ALL WORDS SANDERSON RD. INCL "HANDLED."
10. PTS INT.
11. PTS RD.
12. D OF P DISCONNECT.
13. CAN'T HAVE RD.

§

Session — 19 May 72

All words of the Hi-Lo are cleared to F/N. Hav done at end of session.

Exam: TA 1.9–2.0, F/N, VGIs.



Went well.

Apparently previous auditors had him wipe hands a lot, as at first he'd do so about every 5 minutes. Then he relaxed and quit.

TA went low but no real problem.

1. Hi-Lo to F/N list.
2. Hav.
- 2a. Clear C/S 53RC.
3. C/S 53RC to F/N list.
4. Hav.
5. Clear WCCL.
6. WCCL to F/N.
7. Hav.

LRH — 19 May 1972

Very well done.

Auditors whose TRs are out substitute a towel. (Joke)

Note to LRH from Auditor—21 May 1972

Pc could not get into session from 7:00 to 9:00 tonight. So he got no session. Reason was hard for him to get away while (pc's deputy) also in session. I will get Tech Services to schedule better. This was for your info. I'd like to put PL 3 May 72 step 3a of program.

LRH — 21 May 1972

He's doing pretty well on post now!

“OK” on auditor's suggested addition to program.

§

Session — 22 May 1972

The Hi-Lo is assessed and Int is reading. So, the auditor clears and assesses an Int RD Corr List.

An unflat Int engram chain is R3Red and flattened. Hav at end of session.

Exam: TA 1.6, clean needle, GIs.



Auditor Comment and C/S—22 May 1972

Session was fine. TA never below 2.0. Exam was 1.6. More to do. This pc I'd never sent to reexam as in past really upset him.

1. Int Correction List to F/N list.
 - 1a. Hav.
2. Hi-Lo to F/Ning list.
3. Hav.
4. Clear C/S 53RC words.
5. C/S 53RC to F/N list.
6. Hav.

LRH—22 May 1972

“OK” on C/S.

Session — 23 May 1972

The Int Corr List is taken to F/Ning list. The Hi-Lo is continued and some reads are taken up and handled to F/N. Havingness is done at the end of session.

Exam: TA 2.0, F/N, VGIs.

Auditor Comment and C/S — 23 May 1972

TA coming up at exam. Doing well.

1. Hi-Lo to F/Ning list.
2. Hav.
3. C/S 53RC to F/N list.
4. C/S 53RC cleared.
5. Hav.
6. Clear WCCL.
7. WCCL and handle.
8. Hav.

LRH — 23 May 1972

Very well done.

Session—23 May 1972

The Hi-Lo is taken to F/Ning list. The C/S 53RC and WCCL are taken up and completed. Hav at end of session.

Exam: TA 2.0, F/N, VGIs.

Auditor Comment and C/S—24 May 1972

TA is up. Not low once today. Also he was on time. Good sign!

“Suppressed” read on C/S 53RC — PTS RD and check on program. He’s doing well. He had a 3 May PL done 10 May — looks OK.

1. Fly all ruds.
2. Clear L4B words.
3. R-factor on 3 May PL—verify or correct list.
4. Hav.
5. Complete C/S-1, include every R3R word.
6. Hav.

LRH—24 May 1972

Very Well Done.

Session—25 May 1972

All L4B words are cleared to F/N. The L&N items from the 3 May PL were verified as correct. The C/S-1 was mostly completed and all went smooth in the session.

Exam: TA 1.85—2.0, F/N, VGIs.

Auditor Comment and C/S—25 May 1972

TA down a bit at Exams. But he did great. Never saw anyone get them (axioms) so fast and well. Think all these words we’ve cleared helped a bit.

1. 2WC to F/N.
2. Cont and complete C/S-1.
3. Step No. 5 pgm.
4. Step No. 6 pgm.



5. Step No. 7 pgm.
6. Step No. 8 pgm.
7. Hav.

LRH—25 May 1972

Very well done.

Session—26 May 1972

The C/S-1 is completed and the drawings on Step 5 and 6 of LRH Pgm of 18 May 1972 are done. Hav at end of session.

Exam: TA 2.0, F/N, VGIs.

Auditor Comment and C/S—26 May 1972

Doing well.

1. 2WC to F/N.
2. Assess PT Environ List. A, E, I's, R3R Triple to F/N list.
3. CI VIII C/S 6. Assess E, A, I's on reading items to F/N list.
4. Hav.

LRH—26 May 1972

Very well done.

Session—28 May 1972

The PT environment handling is begun and 6 items are run R3R. The pc has some big wins and the list is then F/Ned. Havingness is done at the end of session.

Exam: TA 2.1—2.0, F/N, VGIs.

Pc statement: "Well, I'm glad I looked at all that. It was really hanging me up in PT. Never looked at it that way before."

Auditor Comment and C/S — 28 May 1972

Doing Great!

1. 2WC to F/N.
2. Assess C/S-6—Assess E, A, I—R3R Triple on items to F/Ning list.
3. Clear all words Sanderson RD—include "handled"—Sanderson RD.
4. Hav.

LRH — 28 May 1972

Very well done. You'll have a product shortly.

§

Session—29 May 1972

The C/S 6 is taken up and F/Ned with nothing requiring handling. On 2WC “Wants handled?” the pc’s TA soars. A C/S 53RC is done and handled, and a failed purpose comes up and is taken to F/N.

Exam: TA 2.1, F/N, VGIs.

Auditor Comment and C/S—29 May 1972

We started Sanderson. TA flew up. C/S 53RC found unflat chain we took to EP. And tired which bogged, so I checked Failed Purpose and off we went. BD in green.

1. 2WC to F/N.
2. E, A, I’s on BD items this session. R3R Triple.
3. Hav.

LRH — 30 May 1972

Well done on session.

Admin ghastly.

Sending you to Cramming to get admin straight as I can’t really C/S it as don’t have data from W/Ses.

1. **Clean up the rest of C/S 53RC. Get F/Ning list.**
2. **Finish WCCL Clearing.**
3. **Hav.**

Session—30 May 1972

The C/S 53 is cleaned up and taken to F/Ning list. Hav is done at end of session.

Exam: TA 2.0, F/N, VGIs.

Auditor Comment and C/S—30 May 72

Yesterday’s session I 2WCed “Failed Purpose.” It should be L&Ned. He may have already given it. There is a lot of stuff there.

Sorry about last session, went over last part again.

1. C/S 53RC F/N list.
2. Ind pc will L&N for Failed Purpose. Be alert he may have already given it.
3. L&N interest connected to it. R3R Triple.
4. Check “loneliness on post” for read and interest. (See this session W/S pg. 4.) R3R Triple.
5. Get EAI’s on “last (leader) removed yesterday” (pg 31, 29 May W/S). R3R Triple.
6. Get EAI’s on “want it running now it hasn’t been” (pg 27). R3R Triple.
7. “We need a leader” (pg 30) handle as in 5 and 6.
8. “Moving people all got changed except me” (pg 26). Handle as above.
9. “Still have to repeat process” (pg 29) R3R Triple on EAI’s.
10. “Wanted to go back to Ops” (pg 25) handle same.
11. “I just want it going” (pg 29) handle same.
12. “No leader, no team at all” (pg 29) handle same.
13. Check “so lonely” for read and interest. R3R Triple.
14. Check “was sad” for read and interest. R3R Triple.
15. Hav.

I did not do 2 of your C/S as I’ve cleared WCCL. I’m not sure what I did in admin that showed that.

LRH—31 May 72

Well done.

You finished the temporary repair caused by an area upset.

You’re cleaning cleans with this C/S. The situation ended with restoring (_____old boss) to post. This would be a Q&A C/S.

DON’T VEER OFF PGMS. PGMS MEAN SOMETHING.



1. 2WC to F/N.
2. Class VIII List RD.
3. Hav.

To D of P for PTS Int.

§

Note to LRH from auditor—1 June 1972

Pc unsessionable 2 days, due to missions. He has been good about informing Tech Services.

I don't think he is trying to get out of session.

I thought you should know this.

He'll get a session tomorrow.

LRH—1 June 1972

OK. Maybe he hit an EP. He's doing great or was when I last had contact.

Session—2 June 1972

The C/S 6 list F/Ns on first assessment and the auditor goes on to the Sanderson RD. The pc doesn't have anything he wants handled.

Exam: TA 2.0, F/N, VGIs.

Session—2 June 1972

Auditor does a PTS interview in session but no real terminal is found.

Exam: TA 2.0, F/N, VGIs.

Session—2 June 1972

The program is continued and the PTS RD is started. Auditor does 2 S&Ds and runs the items R3R triple. Triple ruds and overts.

Exam: TA 1.6, clean, loose needle, VGIs.

Auditor Comment and C/S—2 June 1972

Red tab. I don't see a session error. It went great. To be sure:

1. 2WC "Is there anything in your last session you did not feel right about?" Handle as needed.
2. Continue PTS RD.

LRH—3 June 1972

Both items are inflow. Could be on same list. You had 1st item on list. Usually the case.



There may be a listing error. You should have grabbed pc at Examiner.
He's on a hot spot on post.

1. R-Factor: We have to correct the last session.

Assess:

Out Ruds	_____
Wrong List	_____
Session error	_____
Post Upset	_____
Wrong Item	_____
An overt to put it on list	_____
Auditor overwhelmed you	_____
Item was missed	_____
Another item has yet to be found	_____
Did both these S&D items belong on same list	_____

(It is 3 S&Ds not 2.)

Probably it's the last one.

2. Handle the above. L1C if auditor, L4B if list.
3. C/S 53RC—Handle.
4. Hav.

Session—3 June 1972

Auditor does the last C/S and the pc is a bit puzzled that the last session needed to be repaired. This is quickly cleaned up and the PTS RD is continued and completed.

Exam: TA 2.0, F/N, VGIs.

Auditor's comment and C/S—4 June 1972

Nothing was wrong. Maybe Examiner.

He's doing great!

PTS RD DONE.

1. D of P Disconnect.
2. Can't Have RD.
3. Hav.

LRH—4 June 1972

All right. We have him where he lives.

He has mainly org terminals as his SPs. So by flow study that makes him what? Accounts for earlier Aide failures.

PROGRAM

1. AUDITOR'S C/S 4 JUNE 72 COMPLETE CAN'T HAVE RD.
2. 3 MAY 72 PL. PREFACE IN THE LAST COUPLE OF YEARS.
3. FIND ALL EV PURPS EVER RUN OR FOUND EVEN IF DATE/LOCATED (L10 L10-M W/S ETC.). NOTE 2 APR. PGM. LOOK AT W/S TO SEE IF ANY GOTTEN OFF.
4. R3R TRIPLE ON THOSE THAT READ.
5. L&N TRIPLE FOR EV PURPS PER L10 LIST ACTIONS "MULTIPLE FLOW" IF NOT DONE.
- 5A. PC NOT HAD IT SO DO L10 MULTIPLE (ADDED AFTER THE NEXT SESSION).
6. R3R TRIPLE ON 5A. (WE MUST GET THIS GUY STRAIGHT. COULD COST US A MILLION IF WE FLUB IT AS HE IS HANDLING ORGS!)
7. PTS CORR LIST. ANY ADDITIONAL TERMS AND CAN'T HAVE.
8. METALOSIS.
9. OCA AND INT.

Session—4 June 1972

Auditor finishes Can't Have RD and does the 3 May PL. The session goes fine.

Exam: TA 1.5, clean needle, VGIs.

The auditor then has the pc reexamined with a different examiner.

Exam: TA 2.3–2.0, wide F/N, VGIs.

Pc statement: "The session was fantastic. I thought it was great handling something that's been bugging me for 2 years."

Auditor comment and C/S—4 June 1972

He loved the C/S, 3 May PL especially.



I don't know what the scene is with (_____ Examiner).
Every time pc has been red tab (_____) was Examiner.

I checked; nothing wrong, sent him for new exam with different examiner.

1. 2WC to F/N.
2. Continue with LRH pgm 4 June 72.
3. Hav.

Note: He's never had L10 of any sort. I found Ev Purp on an Int Corr List.

LRH—5 June 1972

C/S not correct. Pc never had L10 Multiple or Single. (LRH alters Pgm and adds step 5a to it.) Not well done because of admin. I can't read the W/Ses. The auditor does not put down what the pc was talking about.

So I can't work it out to C/S it.

I can't make this session out at all. Can't see what the pc was saying. Doesn't make any sense at all.

Clarifying words is not the problem here. What incident did the pc run? What was it all about? That's what a C/S has to know. The pc could be jumping chains, anything, as there's no data.

1. 2WC to F/N.
2. R3R Trip on the PL 3 May 2 Items.
3. Do Multiple Flow Evil Purposes from L10 Sheet.
4. R3R each.
5. Hav.

§

Session—5 June 1972

The LRH C/S is done through step No. 5. The session goes very smoothly.

Exam: TA 2.0, F/N, VGIs.

Auditor Comment and C/S—5 June 1972

I think we really got something on pg 14. His decision to back off.

Ev Purp lists went fine. He should be doing very well on post.

Went over other session.

Tomorrow we'll probably finish pgm.

1. 2WC to F/N.

2. PTS Corr. List, any additional terminals and can't have.
3. Metalosis.
4. Hav.

LRH—5 June 1972

Very well done.

Okay on C/S.

Session—6 June 1972

The LRH Pgm is continued and no additional terminals are found for the PTS RD. The Metalosis RD is started and completed.

Exam: TA 2.0, F/N, VGIs.

Auditor comment and C/S—6 June 1972

OCA changing but still “in the white.” Wrote up new program. I spoke to MO. She has been giving him shots for skin. He has not been ill lately. But found he doesn't go to MO when he is. Seems okay physically now. Skin looking better.

1. D of P interview on PTS RD and Metalosis.
2. If good
 - a. Declare PTS RD
 - b. Declare Metalosis.

LRH—6 June 1972

Very well done.

Okay on C/S.

§

NOTE—At this point the C/Sing of the case was turned over to the newly appointed ExDn C/S.

D of P Interview—7 June 1972

Pc is interviewed as to how he feels about the PTS RD. He says, “It's all handled” but TA drops to 1.65.

MO Report—7 June 1972

Pc has a cold.

Session—8 June 1972

Pc gets a Touch Assist and some repair lists to clean up the various areas he's been audited on recently.

Session—9 June 1972

Further correction lists are done and the PTS RD Corr List is taken to F/Ning list. The Metalosis RD is continued, as all steps hadn't been done previously, and is completed. The Emotional Stress WF is started.

Session—11 June 1972

The Emotional Stress WF is continued and a few items are run R3R Triple.

Session—12 June 1972

The Emotional Stress WF is finished off.

Session—13 June 1972

The auditor clears the dynamics and assesses AEIs on reading dynamics. These AEI's are handled R3R Triple.

Session—16 June 1972

Triple ruds LD are done and the pc has good wins on this action.

Session—18 June 1972

An evil intention is R3Red Triple, but pc still having trouble with a low TA.

NOTE—the pc is off auditing for a short while, and his auditing is resumed on 12 August 1972.

Session—12 August 1972

A C/S 53 is assessed and handled. An unflat Ev Purp chain is discovered and flattened.

Session—13 August 1972

The C/S 53 is continued and an out-list from the Metalosis RD is found and corrected. The item is run R3R Triple.

Session—18 August 1972

The Metalosis RD is continued with additional steps and is completed.

D of P Interview—22 August 1972

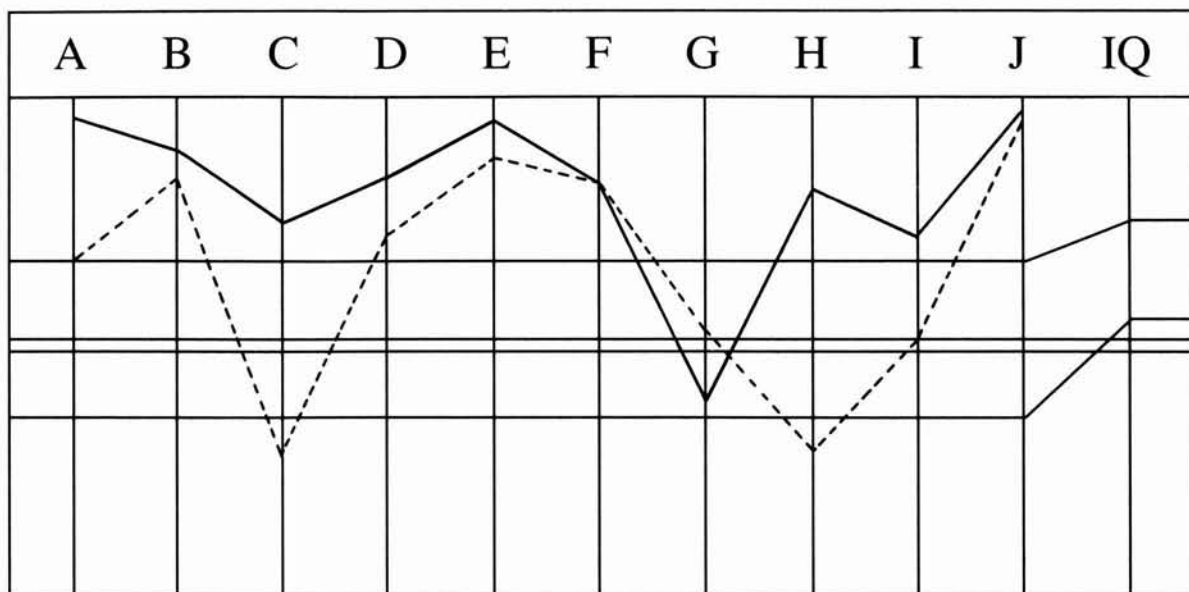
An interview is done to see if the pc's somatics are handled and they are.

Declare—22 August 1972

The pc attested to his Metalosis RD being complete.

SUCCESS STORY—22 August 1972

For about the last 6–8 months I've had one kind of pain or another in my guts—sometimes so bad I couldn't sit still for more than a few minutes. But now after the rundown, it's gone—completely. Like magic. It's a big difference not to be in pain and this is a real win.



OCA—taken 3 September 1972
(compared to pre-ExDn OCA)

Note

The OCA is greatly improved, however it is still low on the right. Per LRH, this means Evil Purposes.

Further steps were taken to handle the case and he did make it to full ExDn completion.

The following summary shows setup actions which were done and then the ExDn auditing the pc later received.

December 1972

The pc's PTS RD is extended, completed and attested in early January 1973.

September 1973

Method 1 Word Clearing is expanded and attested.

February 1976

A very full handling of the Expanded GF 40 is done and is taken to F/Ning list at completion.

March 1976

The pc is quadded up, i.e., Flow 0's filled in, so that he can run ExDn Quad.

Session—28 Mar. 1976

The ExDn program is begun and 2 evil intentions that were culled from earlier sessions are run R3R Quad.



Session—29 Mar. 1976

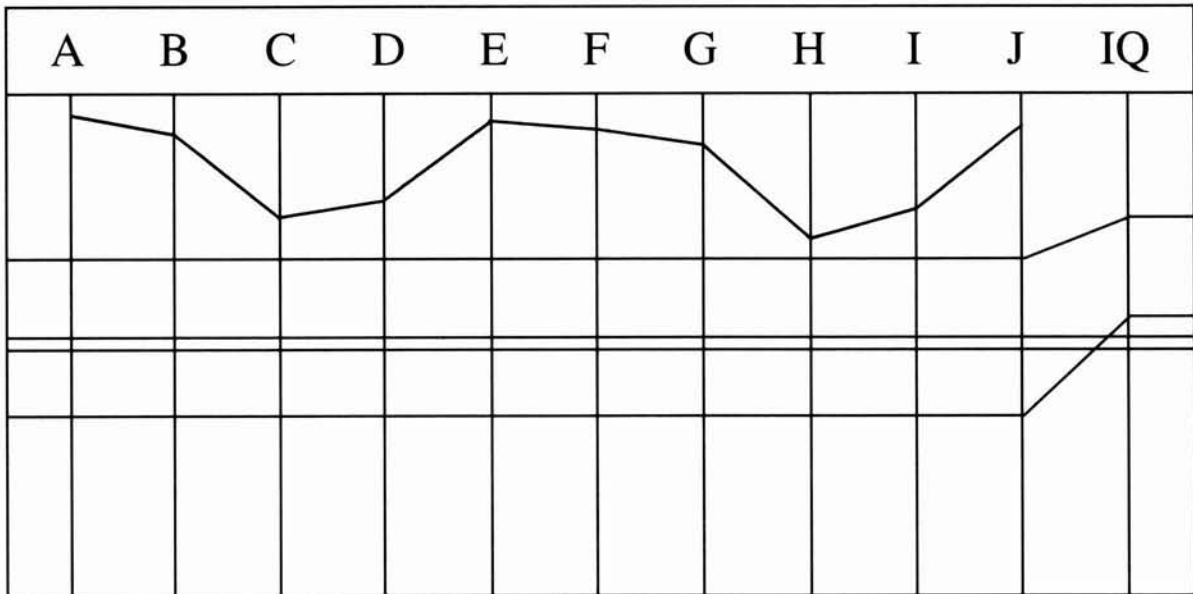
The Ev Purp handling is continued and the remaining culled Evil Purposes are all handled or nonreading. Culled computations are also checked, all are nonreading or F/Ned. The PT Environment L&N question is checked but non-reading, so isn't taken up.

Session—30 Mar. 1976

Using reading overts the pc has committed, an evil purpose handling is done. The auditor lists, "W/W would do _____ (the overt)?" and then L&Ns for intentions to do with the terminal found. The intentions are run R3R Quad. The pc has tremendous wins on this action, which handles what the pc has really wanted to get handled. The ARCU RD (per ExDn Tape No. 1) is begun and the pc is still flying.

Session—31 Mar. 1976

The ARCU RD is continued and completed. The auditor 2WCs realizations the pc has had in his recent auditing.



OCA—31 Mar. 1976

Declare—31 Mar. 1976

The pc attested to ExDn completion with F/N, VGIs.

SUCCESS STORY—31 Mar. 1976

It feels fantastic—being totally stable and at cause in present time with no hangups and knowing it's going to stay that way.

L. RON HUBBARD
Founder

Revision assisted by
LRH Technical Research
and Compilations



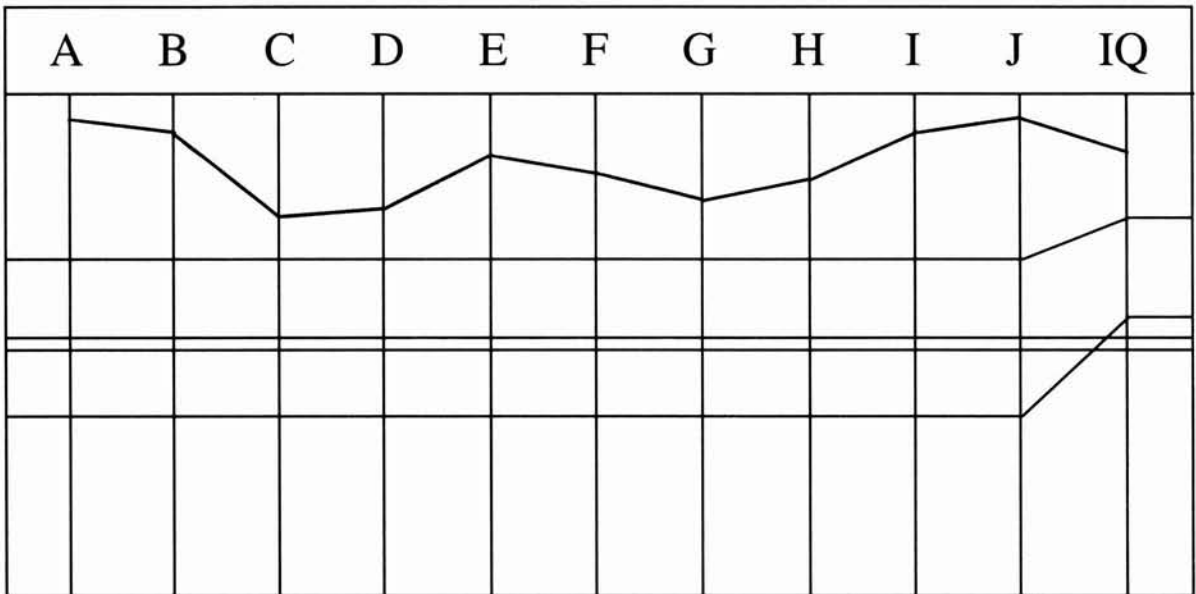
HUBBARD COMMUNICATIONS OFFICE
 Saint Hill Manor, East Grinstead, Sussex

HCO BULLETIN OF 1 NOVEMBER 1972

Remimeo
 ExDn Auditors
 ExDn C/Ses
 ExDn Course

Expanded Dianetics Series 19

EXPANDED DIANETIC CASE M



OCA
3 APRIL 72

CASE NOTES

This case was OT VII, had single Grades in 1967. Light drug history. Had a Drug Rundown. Pc had some upper-level Flag auditing in 1971 and had some Method One Word Clearing.

LRH TIP
(TECHNICAL INDIVIDUAL PROGRAM)
3 APRIL 72

Assignment: On board for rapid briefing actions and to return as CO (_____).

Study: Primary RD
 The Product Program and C/S in (other pc's) folder which I will C/S.*

*[Editor's Note: The Product Pgm was an experimental program which in fact never was run on this pc. It remains experimental and has not been released.]



Promotion Clearing (org is engaged in expensive lists and promo very poor for cost).

Auditing: As above.

**PROGRAM BY CL XII C/S
4 APRIL 72**

PRIMARY RD.

1. FALSE TA LIST. C/S 53. WCCL.
2. METHOD ONE, VERIFY/COMPLETE.
3. PRODUCT PROGRAM C/Sed BY LRH PER TIP.

§

Session—6 Apr. 72

Cleared words to C/S 53RRR. F/N exam.

Session—7 Apr. 72

Cleared words to C/S 53 and WCCL. F/N exam.

Session—8 Apr. 72

Cleared words to WC Series 8RR. F/N exam.

Session—10 Apr. 72

Assessed C/S 53 and handled the reading items. Took the WCCL to F/Ning list. F/N exam.

Session—11 Apr. 72

Method 1 Word Clearing to F/Ning list. F/N exam.

Declared Method 1 Expanded—13 Apr. 72

LRH said no to doing the Product Program at this point.

LRH Note—22 Apr. 72

Pc is to be run on ExDn after Study RD. (Also R3R on goals, etc., from L10 will make him sane.)

Eval by ExDn Auditor 23 Apr. 72

Situation

1. Has just had M1 verified + C/S 53RRR and handled.
2. He is programed for ExDn after Product RD Exp.
3. There is an outstanding order from you that he do ExDn after Study RD.



Data

Not audited since 13 Apr. 72 (10 days). Audited without FES.

Now lined up and waiting for Experimental Product RD (postulate level processing) which should be handled after ExDn per tape ExDn 1.

Handling

1. That his program be revised to the two programs I have written for the case.
2. That I do the Study RD assess and handle (any L&N would be done by ExDn Team Lead Auditor) and the remaining program steps.
3. That steps 1 and 2 of the setup be done *while* FES is being drawn up to prevent delay as they are both necessary and as C/S 53RRR has just been handled.

**EXDN SETUP PROGRAM BY EXDN SPECIALIST
23 APRIL 72**

HAS HAD M1 VERIFIED AND C/S 53RRR RECENTLY HANDLED.

TO PREPARE FOR EXDN:

1. STUDY CORR LIST ASSESS AND HANDLE.
2. CLEAR ALL WORDS L3 EXD AND R3R.
3. TO EXDN.

EXDN PROGRAM BY DN SPEC—23 APRIL 72

0. FIND HAV—RUN BEFORE AND AFTER EACH SESSION.
1. TWO-WAY COMM YOUR PT ENVIRONMENT. NOTE ALL BD AND F/N ITEMS. GET ATTITUDES, EMOTIONS R3R TRIPLE.
2. ASSESS AUDITING BUTTONS (VIII LIST C/S 6) ATTITUDES, EMOTIONS R3R TRIPLE.
3. LX3, 2, 1 + R3R TRIPLE.
4. ITEMS FROM L10 R3R TRIPLE.
5. OCA.

LRH Comment

Okay.



Session—25 Apr. 72

The auditor assesses the Study Corr List and on the question 1Q. “Have you ever cheated on an exam?” the question gets an LF and on the assessment, from that point, the TA rises to 4.4. The auditor checked O/R and got a response so rehabbed an earlier study release. F/N exam.

Auditor Comment and C/S—25 Apr. 72

Cleared Study Corr List and handled ARC break.

Ran into soaring TA on assessment, small reads.

Rehabbed the O/R and did Hav to F/N.

Now needs to have the Study Corr List assessed over in-ruds.

1. All ruds to F/N.
2. R-Factor on reassessing Study Corr List—reassess and handle.
3. Clear any words on R3R + L3 EXD.

LRH Comment and C/S—26 Apr. 72

Well done.

He hit a withhold and it made the TA soar (by list study).

(LRH writes on the list against question 1Q “Overt withhold caused TA to soar.”)

DON'T BEGIN A MAJOR ACTION WITHOUT GETTING FIRST AN F/N.

1. **Two-way comm to F/N.**
2. **R-factor on question 1Q, there was a question “Have you ever cheated on an exam?” (Watch for read.) Two-way comm to F/N.**
3. **Fly all ruds. But if no F/N on 2 above assess a C/S 53RRR, and return to me.**
4. **R-factor: We have to get an F/Ning list on study. Reassess whole list.**
5. **Handle.**

Session—26 Apr. 72

The C/S was done and more items off of the Study Corr List were handled. F/N exam.

Auditor Comment and C/S—26 Apr. 72

Lot of handling. Good results.

Ended on regained ability although not all items reading were handled.

Wasn't sure whether to finish the list after the win mentioned.

But so as not to make quickies:

1. Hav to F/N.
2. Handle rest of Study Corr List items.
3. Clear all words L3 EXD.
4. Declare Study Correction Rundown complete?

LRH—26 Apr. 72

Very well done. Right, no quickies.

Session—27 Apr. 72

Handled more reads off of the Study Correction List. F/N exam.

Auditor Comment and C/S 27 Apr. 72

Finished all handling of Study Corr List except 2 L&Ns (to be done by Lead Auditor) and 2 hours TR 0 on "Gothic Books." (11B "Can't you confront books or printed pages?" What, TR0 on it for 2 hours.)

Went fine.

1. Rud if no F/N.
2. Handle 8-J and 8-E (two L&Ns)
3. 2 hours TR 0 on "Gothic Books."
4. Attest Study Corr List complete.
5. Clear all L3 EXD words.
6. ExDn program.

LRH Comment—27 Apr. 72

Very well done.

LRH had crossed out 4 above and written:

Reassess SCL to F/Ning List.

Attest only if it F/Ns. If any reads, handle and reassess.



Session—28 Apr. 72

Handled through step 3 of the above C/S. F/N exam.

Session—1 May 72

Reassessed and handled the SCL to F/Ning list. F/N exam.

Session—2 May 72

ARC Brk and PTP taken to F/N. Cleared the words to R3R and the L3 EXD. Two-way commed PT Environment and got a number of reading areas. Listed the emotions connected with one reading area and exhausted the list with R3R. Then listed the emotions connected with a second area and exhausted the list. F/N exam.

Auditor Comments and C/S—2 May 72

Doing well. Two points:

1. Possible error was I did “Emotions” connected to one area, R3R to F/N list, then took up next area to F/N list on emotions without checking for any remaining attitudes in first area.
2. He is somewhat out of session but is very willing to “supply” VGIs—they’re there but *feels* like he is thinking about what to say to please auditor. Very cooperative. It’s an unchanging characteristic. Probably just needs good, continued auditing where he *is* at. Example is when listing emotions connected to (wife’s name) he had to work on it.

So it will come out in the wash as long as we keep getting him where he lives.

0. Fly each rud.
1. Check Hav for effect with can squeeze. Change if necessary.
2. Check for attitudes on first two areas handled (“People who don’t produce” and “[wife’s name]”). List and take to F/N list.
3. Handle all remaining PT Environment buttons—list + R3R to F/N list.
4. Assess C/S 6, attitudes, emotions R3R Triple.
5. Continue program.

LRH Comment and C/S—3 May 72

D of P interview. What did auditor do? How do you feel about your case?



To make up for your “no okay to L&N” you are avoiding standard ExDn.

This guy has INTENTIONS. He also has OUT-RUDS. He also isn't in session.

So you'll just have to match up to the pc's needs and handle. It isn't attitudes you want. It's intentions.

C/S + NOTE—3 May 72

Not in session. PR GIs. Sanderson Rundown omitted. Reads on just about everything in environment—or auditor takes surges as reads. Behavior of Clear.

1. D of P interview.
2. Further program on result.

D of P Interview—3 May 72

(Not done on meter.)

1. What did the auditor do?

(Hesitation) Auditor audited me on R3R. I didn't know anything was out on R3R. (Hesitation.) I think if anything, perhaps the question in regard to environment maybe my attention wasn't directed to the right place. Thought it was a good session. (Pc “ahs” and “you knows” a lot.)

Q on PT Environment I believe I gave what was wanted. That's the only point, the original question.

(Hesitation) I don't know if that's where the area of charge is. Dianetic auditing real good. Pictures erasing. It's cool. (Pc goes through a lot of mannerisms, hands across face, arm over head, looking around, tapping leg, fingering things.)

Anything Else?

(Hesitation) Only point (comm lag) I think of. I just don't know if that's where the charge is. Don't believe that's where the charge is. (Referring to session.) Charge started earlier than Thursday. He had TRs in. Ran me, made sure I erased it.

(Hesitation) Maybe the question should have been checked. He probably did. I don't recall. He audited me very well. The only thing it could be is the question.

2. *How do you feel about your case?*

Want to get more into it. (Hesitation) And handle whatever needs handling and do whatever I'm supposed to do. That's how I feel about my case.

And oh! I feel I have to take more responsibility and get more charge off my case that's all. I feel that the actions that I have are very thoroughly in, couldn't be shifted by a crane (laugh) you know, like, I feel a tank couldn't take me off my purpose. Feel I can get from A to B. Want to get more straight to help Scientology. No big thing.

Pc also mentioned before leaving he needed lots of rest for long sessions.

LRH comment and C/S—4 May 72

Louisiest and almost the least informative D of P Interview seen for some time.

Leaves a C/S digging his wits for data.

But apparently pc has something to handle.

Also he was run on an unreading question.

Also he is in an ARC break (sounds sad) or a failed purpose (tired). (Needs lots of sleep to be audited.)

You can't audit over a possible ARC break and a failed purpose is heavy on the case.

This person is also out-ethics.

0. **R-factor—you were run on an unreading item.**
00. **C/S 53RRR handle.**
1. **Triple Ruds + Overts LD.**
2. **L&N, check for read. "What purpose has failed?" to BD F/N item. R3R Triple.**

3. Two-way comm "What do you want handled?" Mark all BDs and F/Ns.

LRH PROGRAM—4 MAY 72

Not in session PR GIs ARC break LD? Failed purpose. Hidden standard. Run on unreading item.

1. C/S 53RRR HANDLE.
2. TRIPLE RUDS LD + OVERTS.
3. L&N "WHAT PURPOSE HAS FAILED?" BD F/N. R3R TRIPLE.
4. L&N "WHAT DO YOU WANT HANDLED?"
5. R3R ON BD ITEM.
6. TWO-WAY COMM, "WHAT DO YOU WANT HANDLED?"
7. R3R ON BD F/N ITEMS.
8. ALL EV PURPS FOUND ON CASE. R3R TRIPLE.
- *9. ENV PREPCHECK FROM LIST OF 2 MAY 72 REASSESSED.
10. HCO PL 3 MAY 72.
(HE HAS OUT-ETHICS.)
(HAS TO BE GOTTEN UP TONE TO SEE THEM.)

Session—4 May 72

The auditor alters the C/S, and runs the triple ruds first and out of sequence and without overts. He then does the C/S 53RRR and gets into list correction. F/N exam.

Auditor Comments and C/S—4 May 72

Corny auditor errors.

Did Triple Ruds *before* C/S 53—out of sequence.

Omitted "overt" after LD ruds. Altered C/S = out-tech.

Did triple ruds out of sequence (F1 ARC break, F1 PTP, *then* 2 and 3 ARC break, 2 and 3 PTP, *then* W/H Triple.)

Proposed cramming attached.

0. Touch Assist to F/N VGIs (strained a muscle yesterday) added by LRH.

*[Editor's Note: List of 2 May 72 is a list of BD items from 2WC on PT environment.]



1. Get correct item on the list of 28.4.72 (SCL 8E. What mystery are you trying to solve?)
2. L4B to F/Ning list.
3. C/S 53 to F/Ning list.
4. L&N “What purpose has failed?” (LRH C/S 4 May 72.)
5. R3R Triple.
6. Two-way comm “What do you want handled?” Mark all BDs and F/Ns.
7. L&N: “What intentions are connected with (BD F/N item)?”
8. R3R Triple.

Three hours after the session the pc reports to the MO with a pulled muscle from playing football.

LRH Comment—5 May 72

Seen.

LRH adds Touch Assist to C/S.

Pulled muscle yesterday and went to MO, this evening for Touch Assist. MO report attached.

Session—5 May 72

Did the complete C/S. F/N exam and pc says “Breathless—fantastic session.”

Auditor Comment and C/S—5 May 72

Full C/S done. Results fine. Much more in session—pc happy. No PR.

The C/S was two-way comm to intentions to R3R where the program said L&N “What do you want handled?” to R3R.

I did the C/S as OK’d.

Next C/S—

1. Rud if no F/N.
2. Two-way comm “What do you want handled?”



3. L&N intentions connected BD items. R3R Triple.
- 3A. Repeat 2 and 3 until no read on two-way Q. (F/N Q.)
4. R3R triple all ev purps on case.
5. Assess list of environment buttons from 2 May 72. Prepcheck reading items.
6. HCO PL 3 May 72.

LRH—6 May 72

Very well done. Surprisingly good result.

OKAY on C/S.

Session—6 May 72

TA was up at start of session so the auditor did a C/S 53RC to F/Ning list. Then did two-way comm for “want handled.” From this the auditor did an L&N on a reading area and R3R tripled the item. He then did the two-way comm again to F/N and then L&N and R3R on the intention found. Then the two-way comm question F/Ned. Then 3 evil purposes were then run R3R Triple. Pc doing very well at end of session. F/N exam.

Session—7 May 72

Two-way comm to F/N at start. Hav to F/N. Then R3R on two more ev purps. Then assessed the areas mentioned on the environment two-way comm and prepchecked 3 of the areas. The pc had a big win so the auditor ended off the prepchecks. Took the pc in again later and did the 3 May PL. F/N exam.

Auditor Comment and C/S—7 May 72

Three sessions, completed program. He had a big win and cog. “I’m not motivator hungry anymore.” EP ExDn?

Also V. mollified but VGI on the L&N 3 May PL.

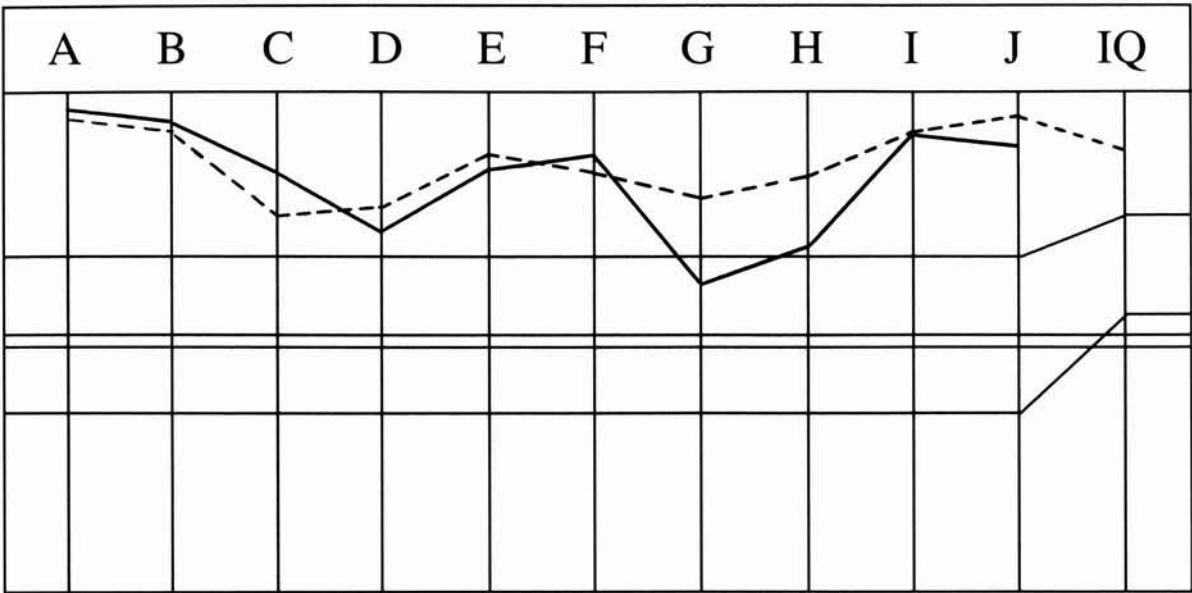
1. OCA and program.

(Tried to get him to do OCA tonight but he was busy writing up 1st Dynamic Danger formula. I’m not sure what he needs next but will see from OCA. He could go to Experimental Product RD.)

LRH—7 May 72

Very well done.

Okay on C/S.



OCA GRAPH
8 MAY 72

Auditor Comment and New Program—8 May 72

Still low column G—new low, probably more honest than previously. But maybe ARC break.

ExDn Program.

0. HAV ALL SESSIONS, added by LRH
1. TRIPLE RUDS “ON FLAG.”
2. ASSESS: (_____ PC’S ORG), LOS ANGELES, USLO, FLAG, NEW YORK, (_____ CO-EXECUTIVE), COMMAND TEAM, LRH, THE COMMODORE, POSTULATE CHECKS, CRUSH SELL, ETHICS, TECH, POLICY, OFF-POLICY, ADMIN, ESTABLISHMENT, PRODUCTS, VFPS, DISSEMINATION, THE PUBLIC, THE PEOPLE, SCIENTOLOGY, CLEARING, THE PLANET.

L&N INTENTION CONNECTED WITH READING AREAS AND R3R TRIPLE.

3. AFTER EACH L&N + R3R, L&N F2 INTENTION—“WHAT INTENTION DOES ANOTHER HAVE TOWARDS YOU CONNECTED WITH (_____ ITEM).”

THEN F3 “WHAT INTENTION DO OTHERS HAVE TOWARDS OTHERS CONNECTED WITH (_____ ITEM).”

THESE ALL DONE SHOULD CARE FOR DYNAMIC 3.



4. Repeat action on: you as a thetan, your mind, your body, your name, your rank, your case, eating, your life, your language, your communications, your thoughts, your possessions, your situation.
5. Do the same for: (_____ wife's name), your marriage, your wife, married women, single women, sex, celibacy, balling, children, offspring, your family, your mother, your father, your brother, your ancestors, genitals, masturbation, fornication, future generations, your generation.

That should handle a lot.

6. Then: the race, the planet, mankind, human beings, humanoids, fellows, beings, Russians, Americans, Earthman, aliens, spacemen, other races.

Handle as in 2 and 3.

7. Two-way comm "How do you feel about your case?"
8. Program as indicated.

Auditor C/S—8 May 72

OCA still sags on right—probably more honest. But intentions all across the board should be looked at.

1. **Check Flag for read, added by LRH. Triple ruds on Flag.**
2. Assess list from program and handle.
3. Continue program.

LRH Comment—8 May 72

Okay as noted.

Session—9 May 72

The auditor does the C/S and program down to step 4 of program and pc has huge win and so the auditor ends off. F/N exam.

Auditor Comment and C/S—9 May 72

Wow, wow. Never seen him like this, so excited. L&N Triple intentions on "the command team" + R3R and then on "your mind" tore the case wide open.

Some sort of OT valence shift page 45 and 46. RESPONSIBILITY cogs left and right. (“My responsibility is back.”) He just shifted beingness in a big way. Looks like we cracked him but good.

I don’t think his OCA would sag anymore.

0. Two-way comm to F/N “Tell me about your wins.”
1. Two-way comm “Is there anything you feel you want handled?” to F/N.
2. If all well, OCA and:
3. Experimental Product RD.

LRH Comment—9 May 72

Very well done!! May be unnecessary to go on. This C/S is okay. That may be it. C/S okay.

Session—10 May 72

Did the two-way comm on wins to F/N and then the two-way comm on “want handled.” At the end the pc says “to be able to control, control towards survival and optimum conditions.” (F/N, VGIs) “That is really where my head is at, proper control.” (F/N, VGIs indicated.)

Auditor Comment and C/S—10 May 72

Not complete, I guess. He has several areas he wants handled.

- I. The body: heat, reaction to hot temperatures, nervous for no reason, lower back muscles, lower part of body, pains in body.
- II. Roller-coasters, losing attention units, resurgence of being—loss afterwards, diminished life force.
- III. Pictures not under control, automatic pictures.
- IV. *Failed control* is the item that F/Ned.

He is noted in the Case Progress sheet as having had the PTS RD in 71, but I see no record of the session. He has not had it, I am sure. Can be checked with the pc.



The first thing to handle would be the PTS RD. Pre-Flag folders and LA folders not here.

0. Check if he has had it.
1. Get him to tell you any past S&D items, if any.
2. If none, do 3 S&Ds.
3. R3R Triple, Triple ruds and overts.
4. Two-way comm “Who he has known this life who has worried or troubled him.” Check for known before this lifetime. R3R Triple ruds + overts.
5. Two-way comm “Been after this lifetime” if known before, R3R Triple + ruds + overts.
6. Places and planets known before this lifetime. Handle as above.
7. Assess PTS Correction List and handle to F/N list.

LRH Comment—11 May 72

I won't give you any grade for this session as it's a goof in Admin, C/Sing and Programing.

You must stay on programs and complete RDs. (You have decided now to go into another RD leaving Sanderson RD incomplete.)

You ONLY run items in *pc's wording*. Do not change wording. (You changed his wording to “Failed control” which he did NOT say.)

You must mark BDs plainly when doing one of these Two-way comms for things to handle. Not all TA actions are marked so one is not sure what read. I am sure the needle was active. Yet is not noted.

Having found where his attention is fixated you must now follow through.

But he did not answer the auditing question. He didn't tell you what he wanted handled. He told you what he wanted to achieve. And you can't run that! It would be trying to as-is ambition, which wouldn't erase and would down curve him and wreck him.

When you start an RD you finish it.

Now I'm dead ended as a C/S. I have no real reads marked. The pc didn't really tell you. So I can't say what to R3R. It is NOT “Failed control.” The pc never said a word about it! You put an item of your own on the pc AND THAT IS A LISTING CRIME.

Also what's this “E/S” doing on pg 5 mixed into two-way comm for things to handle? You must not mix up actions.



The report sheet is a false report. And a less experienced C/S would have been thrown by it.

The part of this which I have been alerted by, in this, and other sessions, is a lack of program command. This IS a rundown you are doing. It does have steps. You do do them in sequence. One must NOT start one thing, break off and start another.

All these are very basic auditing flaws.

Reviewing this it appears we did not end off on the program underway but are 2 or 3 sessions deep on AN UNPROGRAMED ACTION!

In other words, we are running a case now without a program WHICH IS ILLEGAL AS HELL.

Apparently things have been done not ticked off on the last 2 programs.

This case isn't going A to B by a long way.

Get checked out on this in cramming.

Program the case. Only you know what you've done here. Then I'll okay it. You have begun the Sanderson RD. Get checked out on it. Get it completed.

Then a PTS Int and verification.

Let's finish this case up!

REPROGRAM BY EXDN SPECIALIST

11 May 72

1. COMPLETE SANDERSON RD. HANDLE ALL READING ITEMS FOUND LAST TWO-WAY COMM.
2. IF ANY FURTHER HIDDEN STANDARD AREAS SHOW UP, TO BE HANDLED FIRST.
3. PTS CHECK + RD (IF INDICATED).
4. OCA + PROGRAM (IF NECESSARY).

Auditor Comment and C/S—11 May 72

Cramming order received and done.

The attached list of things to be handled with reads from last two-way comm is next for completion of Sanderson RD.

1. Fly each rud.
2. Get him to state the item of "fearful state" and R3R Triple.
3. L&N "What intention would cause brown and red blotches?" R3R triple.

L&N intention F2 "regarding brown and red blotches." R3R triple.

L&N intention F3 "regarding brown and red blotches." R3R triple.



4. “Squashed” R3R triple.
5. L&N triple and R3R triple intention connected with “picture machinery.”
6. L&N triple and R3R triple “What intention would prevent being able to lead people better?”
7. If not already handled by #6 do same action on “prevent controlling one’s area better.”
8. L&N Triple and R3R Triple “Intentions would cause cavities.”
- 8a. Two-way comm “Is there anything that you feel needs to be handled?” Handle as indicated.
9. D of P PTS check.
10. PTS RD if indicated.

LRH—11 May 72

Ok. Be sure to check an item for read and interest.

Session—12 May 72

Did the C/S through step 8A. There was nothing else the pc wanted handled. F/N exam.

Auditor Comment and C/S—12 May 72

Went great. No reading answers to two-way comm. Has at present time nothing he can think of he wants handled.

He looks good too—a lot younger.

1. Full D of P PTS check.
2. If needed PTS RD.
3. OCA (if 2 not needed OCA directly)

LRH Comment—12 May 72

Very well done.

Okay on C/S.

PTS Interview—13 May 72

The interview finds no PTS situation currently. Very happy with Expanded Dianetics.



Auditor Comment and C/S—13 May 72

D of P interview verdict is “not PTS” as he keeps gains.

OCA has sagged on a few points, up some on others but still low right.

Also he still has a twitching hand that he has had for some time.

0. Fly each rud.
1. L&N triple and R3R on his hand. (Intentions)
2. Do step 5 of 8 May program.
3. Do auditing, auditors, etc. list. Assess for emotions, attitude, sen or pain. R3R triple items.
4. Two-way comm “Is there anything you feel needs to be handled?”

LRH—13 May 72

Okay.

He sure is nervous.

Session—14 May 72

Did the full C/S. F/N exam.

Auditor Comment and C/S—14 May 72

Doing fine.

Per itsa on pages 2&3 he’s got low Hav and worried about PTS but no SPs. Suggest we fit the no Hav step of PTS RD into program.

Also suggest we add two further steps to this part of his ExDn. He’s winning well.

1. Assess slow assessment list (R1C) by dynamics.
2. L&Ns and R3R all reading areas.
3. List any AESP he now has or wants handled. R3R triple.
4. Objective Hav to F/N.
5. OCA.

LRH—15 May 72

Well done. Wrong C/S. PTS handling incomplete obviously. Handle the pc in front of you.

Wrongly done (if any) PTS RD. Doesn’t know of any SPs.



D of P int. Let's get this HANDLED for a change. Really do a PTS int and find it.

D of P Interview—15 May 72

The interview is properly done and terminals are found. F/N exam.

Session—15 May 72

Two terminals were handled on the PTS RD. F/N exam.

Auditor Comment and C/S—15 May 72

Knocking 'em dead!

1. Complete PTS RD.
- 1A. Check for any additional ones.
2. Can't Hav RD.
- 2A. Assess PTS Corr List to F/N.
3. Two-way comm "How do you feel about roller coaster?"
- 3A. D of P interview.
4. If all well declare Stability RD complete.

LRH—15 May 72

Very well done.

Session—16 May 72

Ran more terminals on the PTS RD. F/N exam.

Auditor Comment and C/S—16 May 72

Doing well on PTS RD. Places, etc., remain to be handled.

1. Check and run places per list.
2. Check for and run any other terminals.
3. Can't Have RD.
4. D of P interview.
5. Declare Stability RD.

LRH—17 May 72

Very well done.

Session—17 May 72

Ran an additional terminal and three places on the PTS RD. Ran 13 terminals and places on the Can't Have steps. F/N, VVGIs exam.



Auditor Comment and C/S—17 May 72

Wow. Permeating walls, going to the E/R from the auditing room. Great cogs on connections.

Only the first 2 flows of the Can't Have RD were run. Flow 3 and 3A need now to be put in.

0. Check Hav Process for effect.
1. Do flows 3 and 4 on each terminal, Hav after every pair of flows.
2. PTS Corr List to F/N list.
3. D of P interview and declare.

LRH—17 May 72

Very well done.

Do new program for him. Metalosis next step.

Adds "PTS RD Complete" to end of step 3 of C/S.

Session—18 May 72

Ran the Can't Have and Enforced Have flows 3 and 3A on all terminals of PTS RD. PTS Corr List to F/Ning list. F/N exam.

Auditor Comment and C/S—18 May 72

He's very happy and looks *good*.

All steps PTS RD done.

1. D of P interview—how he feels about PTS.
2. Declare PTS RD complete.
3. Metalosis RD.
4. OCA.

LRH—18 May 72

Very well done.

Okay on C/S.

D of P Interview—19 May 72

Pc tone level 3.5–4.0, calm and composed throughout interview. Pc says everything is straightening out, nothing not handled. "Noticing the body getting healthy and stronger."

Declare—19 May 72

F/N, VGI exam.



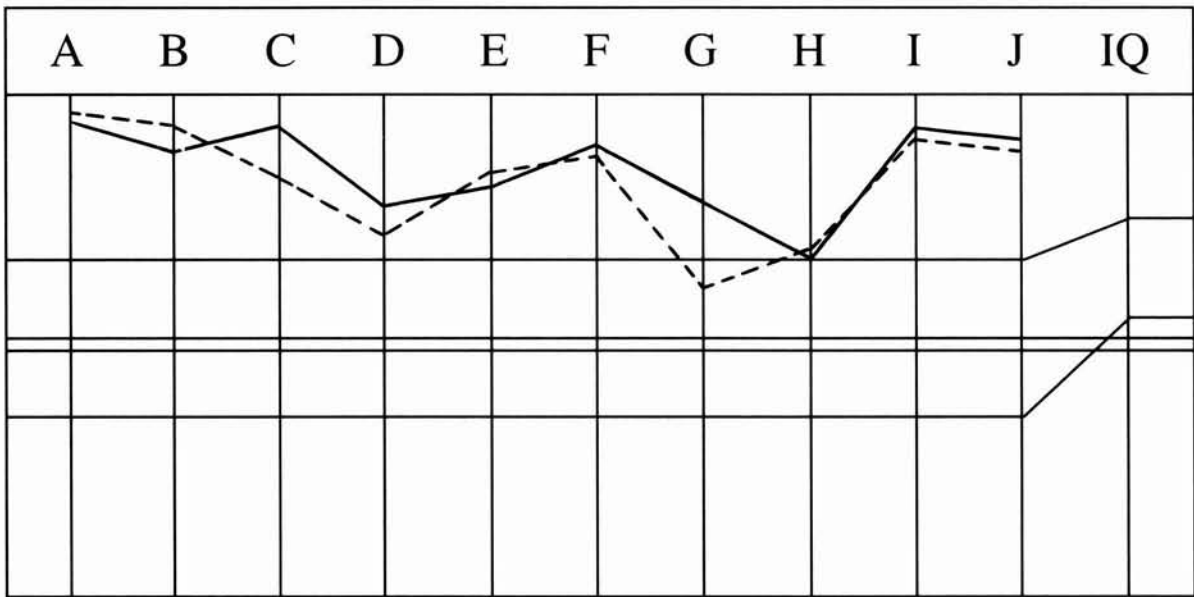
SUCCESS STORY

Stability Success

The PTS Rundown brought about a tremendous stability and calmness. I especially had remarkable gains from the Havingness steps and blew completely “not haves” and “forced haves.” Thank you to my auditor, the C/S and always and especially LRH, Founder.

Session—19 May 72

Did the Metalosis RD and ran 10 items R3R Triple. Ended session then took the pc back in and two-way comm for any unhandled somatics and there were none. F/N, VGIs.



**OCA GRAPH
19 MAY 72**

Auditor Comment and C/S—19 May 72

Went fine on Metalosis RD with some great cogs.

Realised after the session hadn't made sure there was nothing missed so took him in for another 2 minutes and asked him. He was very happy and calm.

OCA: He has regained an honest, high G trait. I recommend he be OK'd to fire at this time.

1. Delare Metalosis RD.
2. Delare ExDn Complete.
3. Okay to fire.

LRH Comment—19 May 72

Very well done.

Declare Metalosis RD—20 May 72

F/N exam.

SUCCESS STORY

A remarkable experience to have run the Metalosis Rundown.

Somatics and pain blew, electrical fields of energy re-shuffled and much more.

My thanks to my auditor, the C/S and especially to LRH for making it all possible.

Declare Expanded Dianetics—20 May 72

F/N exam.

SUCCESS STORY

Well, what I did was expand immensely by doing Expanded Dianetics and erasing formidable chains which once shackled me to reactive areas—now totally blown.

Especial acknowledgement to my auditor and to LRH, who charted the newly discovered “terra incognita.”

While the pc is going through lines on his declare the auditor finds an action not done on the pc’s TIP and rushes query to LRH.

Auditor Query—20 May 72

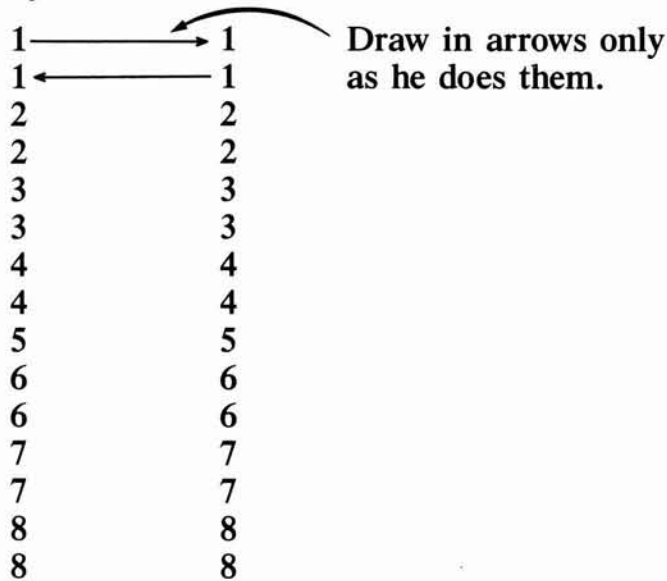
In error I overlooked that his original TIP called for the Experimental Product RD and I proposed ok to fire without this.

LRH Comment and C/S—20 May 72

No. Abandon the TIP. His failure is that he fails to get ethics in on others and fails to understand exchange.

1. Two-way comm on how he’s doing now.
2. L&N to BD F/N item (clear words) “What would be the consequences of getting ethics in on others?”
3. R3R Triple any item.
4. Two-way comm “How do you feel about ethics now?” (If reservations, end off the session for a C/S.)
5. PL 4 April 72 pg 4 & 5 as marked.
(a) Clear the words PRODUCT, EXCHANGE, DYNAMIC, Dyn 1, 2, 3, 4, 5, 6, 7, 8. (Clear 1 as a spirit, body as 5.)

(b) Have him draw a big chart of numbered dynamics in 2 columns vertical:



(c) Go through the exchanges. What does he exchange with his own 1st (spirit)?

1 → 1

What does it exchange with him?

1 ← 1

(d) Keep this up to huge cog.

Session—21 May 72

Did the two-way comm in step 1 to F/N. Did the L&N in step 2 to a BD F/N item and ran it R3R triple on which the pc had many cogs and a big win. Did the two-way comm in step 4 and the pc says he blew a lot of false values, that he feels great about ethics and that ethics is now part and parcel of him. Then did Exchange by Dynamics on which the pc had several huge cogs and a valence shift. F/N, VVGIs exam.

Auditor Comments and C/S—21 May 72

Now ready to fire for real.

Valence shift, cogs on all dynamics, responsibility level soaring, and I have never seen him so present. Now that he's here he can go.

0. Declare Exchange by Dynamics RD completed.

1. OK to fire.

LRH Comment—21 May 72

Very well done.

It might interest you to know that I brought him back from (_____) just to set him up to rem and run Exchange by Dynamics—step 2 of my last session C/S.



Your C/S is correct.

Declare Exchange by Dynamics—21 May 72

Auditor Note—21 May 72

(_____pc) has completed his auditing and his OCA is good.

He looks very good also.

Request okay for him to fire to (_____).

LRH Comment—21 May 72

Okay. Wonderful job.

L. RON HUBBARD
Founder



Remimeo

Expanded Dianetics Series 20

**SERVICE FACSIMILE THEORY
AND EXPANDED DIANETICS**

As a restudy of service facsimiles the following theory is released as background.

Note that this is background data for Class IV but is in actual practice used in Expanded Dianetics.

This sheds some light on evil purposes.

And a new approach comes to light for use in Expanded Dianetics.

NONE OF THIS ALTERS CLASS IV and NONE OF IT CANCELS OR CHANGES CLASS IV OR EARLIER DATA.

AN OUTLINED NEW ExDn RD

Service Facs By Dynamics and sections thereof.

How to be right on the _____ Dynamic Triple. (The exact question needs to be worked out for various pcs.)

All L&N and therefore very dicey.

The theory is that a thetan even when pressed or suppressed to the absolute limit of near extinction will still try, even when “cooperating,” to some way be right.

A thetan cannot die. His only out is to try to stop something as he himself cannot stop living.

This gives rise to fixed ideas as he is trying to stop—therefore the ideas hold in time and continue.

His efforts to be right continue to stop *him* in a reverse flow. This is true because he is already at near total effect. He also becomes the effect of his own fixed idea efforts to handle.

Just as a man being crushed by a house-size rock will still put his hands out to fend it off, so will a thetan continue to fend off his believed oppressions by stopping them.

Insistence on rightness is a last refuge of beingness. Thus one gets some very aberrated ones.

These he uses in situations where he thinks he might be found wrong.

These are called “service facsimiles.” “Service” because they “serve” him; “facsimiles” because they are in mental image picture form. They explain his disabilities as well.

The facsimile part is actually a self-installed disability that “explains” how he is not responsible for being able to cope. So he is not wrong for not coping.

Part of the “package” is to be right by making wrong.

The service facsimile is therefore a picture containing an explanation of self condition and also a fixed method of making others wrong.

A real handling would have to include:

- A. What disability he uses to explain how he is not responsible for not fully coping with life or given situations.
- B. A fixed postulate he uses to further assert that in actual fact he is still right.
- C. The computation as contained in B to make others wrong so as to be right.

Handling therefore would include:

- a. The disability R3R Triple.
- b. L&N for a fixed postulate on each dynamic he uses to be right.
- c. A realization he is using this to make others wrong so he can be right.

All these conditions would have to be handled to fully handle a service fac to full EP.

L. RON HUBBARD
Founder



Remimeo
Expanded Dianetics
Auditors
C/Ses
FESers

Expanded Dianetics Series 21

**EXPANDED DIANETICS
REQUISITES**

The recent review of Expanded Dianetics has shown that ExDn can be made to fail if the pc is improperly set up for it.

The following checklist is for use by C/Ses to ensure full setups for Expanded Dianetics have been done.

Attach to the inside left cover of the folder.

0. Pc has completed the Purification Rundown to EP, if he has any sort of a drug history. _____
1. Pc has done a full set of TRs 0-4 and 6-9. _____
2. Pc has had a full battery of Objective Processes run to full EP. _____
3. Pc has been given thorough Dianetics and Scientology C/S-1s and is grooved in. _____
4. Pc has a very complete NED Drug RD which is FLAT. No no-interest but reading items remain unrun. No medicine, drug or stimulant unrun. _____
5. Pc successful at NED engram running. Can run NED easily. _____
6. Pc has had Word Clearing Method 1 run very flat to F/N list. _____
7. Pc has been word cleared Method 5 on the L3RH, the Expanded Dianetics Repair List—L3 EXD and R3RA words. _____
8. Pc has had any high or low TA handled with a C/S 53RM. _____
9. The person is *not* Clear and not in the Non-Interference Area. _____



- 10. Pc has had any messed-up L&N and Why lists corrected. _____
- 11. Pc has not been left in the middle of a major action or RD to start Expanded Dianetics. _____
- 12. Pc is getting Expanded Dianetics after Objectives and NED DRD, or after Expanded Grades and NED DRD, or after a full NED program, as determined by the C/S. _____

Only if you make sure each of these points is fully in will the pc fly on Expanded Dianetics.

L. RON HUBBARD
Founder

Revision assisted by
LRH Technical Research
and Compilations



Expanded Dianetics Series 22

THE GAMBLER

An obsessive gambler is a psychotic just like a drug addict or an alcoholic.

They are handled the way you handle any other psychotic. They don't have to do anything for real in life because it all depends on chance and never on themselves. So you have them on the minus effect scale.

Life isn't real to a psychotic gambler and therefore they never really buckle down to anything. Consequences are unreal to them and criminal acts are incomprehensible as nothing is real anyway.

Getting off overts is nothing to such people because they are not there and take no responsibility for them. Everything else is responsible—not them. Thus you have to find the trail to the R/Ses on the subject and discharge those.

This aspect of such a case is the emergency number one handling.

It has to be recognized for what it is—PSYCHOSIS.

L. RON HUBBARD
Founder

HUBBARD COMMUNICATIONS OFFICE
Saint Hill Manor, East Grinstead, Sussex

HCO BULLETIN OF 27 MARCH 1977R
REVISED 23 APRIL 1991

Remimeo
Expanded Dianetics
Auditors
C/Ses

Expanded Dianetics Series 23

AUDITING THE PC AT CAUSE

Refs:

HCOB 19 June 70	C/S Series 7 C/S Q AND A
HCOB 26 Aug. 70R Rev. 22.9.80	C/S Series 17R INCOMPLETE CASES
HCOB 31 Mar. 71	C/S Series 31 PROGRAMING AND MISPROGRAMING
HCOB 28 Sept. 71	C/S Series 62 KNOW BEFORE YOU GO

Expanded Dianetics audits the pc at cause. PTS handling audits the pc at effect. When you start a case on or use a piece of Expanded Dianetics you are auditing the case at cause.

If you suddenly switch off Expanded Dianetics before it is complete, you cease to audit the case at cause and if PTS handling is done, you would switch the case over to effect.

This would be a valence shift and would worsen the case.

This is one of the consequences of not handling Expanded Dianetics fully and completely once it has begun.

Also note that Sec Checking audits the case at cause.

One might program a case to handle his PTSness, then handle by Sec Checking and then finish with Expanded Dianetics and be home perfectly safe.

If one sec checked a case, began Expanded Dianetics, failed to complete it and switched to PTS handling, the case would be audited out of sequence and would flip from being cause to being effect.

L. RON HUBBARD
Founder

Revision assisted by
LRH Technical Research
and Compilations



Remimeo
Expanded Dianetics
Auditors
C/Ses

Expanded Dianetics Series 24

PSYCHOSIS, MORE ABOUT

(Excerpted from HCOB 17 June 1971,
which is a Flag-only bulletin.)

All aberration is to a greater or lesser degree nonsurvival.

To be rid of major aberrations is to have a new life.

To understand this one must understand the most severe aberration which is psychosis.

The actual basis of all psychosis is motive. It is NOT competence or incompetence.

Below all psychotic conduct lies an evil purpose.

Because psychiatry and psychology did not have this single technical fact, they defined psychosis as "incompetence," had the wrong target and so could not and never did understand psychosis and were thereby led into atrocities such as shocks and brain surgery and, in the country where these subjects originated (Germany), slaughtered 300,000 insane in gas chambers some time before Hitler came to power.

A true psychotic can be brilliant or stupid, competent or incompetent. It is his general motive or purpose that determines whether or not he is insane or sane.

Famous psychotics like Napoleon, Ivan the Terrible, Stalin and Hitler were all quite brilliant yet wound up destroying everything in sight including their own people.

They had a destructive basic purpose. Every psychotic has one. It is usually covert, hidden, but in full play against his unsuspecting friends.

The sole difference in motive is whether it is destructive or constructive.

Everyone has a basic purpose. The psychotic has a destructive one.

The test of a personality, then, is whether the result of a person's activity is destructive or constructive.

Man is basically good. When he finds he is being too destructive, he recognizes he is bad for others and seeks to leave. He will also try to become less powerful, ill or to kill himself.

The progress of psychosis then begins with a belief something is evil. This is followed with an effort to stop it. This stop becomes general. A basic purpose is then formed which contains an evil intent.

The being then goes on from disaster to disaster, seeking overtly or covertly to destroy everything around him.

At a guess about 15% to 25% of living human beings are psychotic and bring covert disaster to those around them and themselves.

The evil purpose is expressed by committing harmful acts and withholding them.

Ordinary overt/withhold processes, as in Grade II Expanded, can handle this condition providing the person can be audited and providing the evil purpose is also brought to view.

About one-third of the psychotics handled in this way recover their sanity fully and lead constructive decent lives. Two-thirds are either so far gone or irresponsible, hard to audit that they improve but are of little use.

Those already subjected to the brutalities of psychiatric “treatment” or psychological “counseling” are the most difficult.

Those who have been on drugs, particularly LSD 25 as developed by psychiatry “so their nurses would be able to experience what being insane feels like” around 1950, are very difficult cases.

L. RON HUBBARD
Founder



HUBBARD COMMUNICATIONS OFFICE
Saint Hill Manor, East Grinstead, Sussex

HCO BULLETIN OF 15 JUNE 1978R
REVISED 23 APRIL 1991

Remimeo
BPI

URGENT IMPORTANT

Expanded Dianetics Series 25

The key to Expanded Dianetics is:

1. Incomplete or misdone Objectives.
2. Incomplete or misdone Drug Rundown including Purification Rundown.
3. Incomplete or misdone Dianetics.

When these are not done, incomplete or misdone, one does not have any real chance of getting down to the basic evil purposes of the case and will at best run off locks and so the case won't recover or will relapse.

L. RON HUBBARD
Founder

Revision assisted by
LRH Technical Research
and Compilations



Expanded Dianetics Series 26

**AUDITING COMMANDS FOR RUNNING EVIL INTENTIONS
IN EXPANDED DIANETICS**

Ref:

HCOB 26 June 78RA II New Era Dianetics Series 6RA
Rev. 15.9.78 ROUTINE 3RA, ENGRAM RUNNING
BY CHAINS

These are the R3RA step 1 commands for use in Expanded Dianetics when running out evil intentions. Regardless of which ExDn rundown is audited, when one is handling an evil intention, one uses the following commands.

- F1: "LOCATE A TIME WHEN YOU HAD THE INTENTION (evil intention)."
- F2: "LOCATE AN INCIDENT OF YOUR CAUSING ANOTHER TO HAVE THE INTENTION (evil intention)."
- F3: "LOCATE AN INCIDENT OF OTHERS CAUSING OTHERS TO HAVE THE INTENTION (evil intention)."
- F0: "LOCATE AN INCIDENT OF YOU CAUSING YOURSELF TO HAVE THE INTENTION (evil intention)."

"Interest" is never checked when running out evil intentions.

L. RON HUBBARD
Founder

Compilation assisted by
LRH Technical Research
and Compilations

Remimeo
Expanded Dianetics
Auditors
C/Ses

Expanded Dianetics Series 27

PREASSESSMENT FOR EXPANDED DIANETICS

Refs:

HCOB 18 June 78R

Rev. 20.9.78

New Era Dianetics Series 4R

ASSESSMENT AND HOW
TO GET THE ITEM

HCOB 11 July 78

New Era Dianetics Series 4-1

THE PREASSESSMENT LIST

The 1978 breakthrough and refinement of assessing for and finding items to run in NED has important applications to Expanded Dianetics.

The tech of assessing a Preassessment List and then finding running items based on the preassessment item found, has been adapted to Expanded Dianetics to give a much more effective means of locating items to run on ExDn.

METHODS OF PREASSESSMENT FOR EXPANDED DIANETICS

The full tech of preassessment is covered in HCOB 18 June 78R, NED Series 4R, ASSESSMENT AND HOW TO GET THE ITEM. The principle of taking an original item, preassessing it to find a preassessment item and then using the preassessment item to find running items is used in Expanded Dianetics. The lists of items that make up the preassessment, however, differ in Expanded Dianetics from the list used in NED.

Expanded Dianetics divides roughly into rundowns aimed at handling the left side of the OCA graph and those aimed at the right side of the OCA graph.

Left-side rundowns have as their target the stripping off of emotional charge from the case. They look for secondaries or other incidents containing misemotion or attitudes and run these out. The preassessment actions on left-side actions therefore do not ask for pains, unconsciousnesses, or other items that would call for the pc to list physically painful incidents (engrams). Instead these ask for:

Attitudes
Emotions
Misemotions
Feelings
Fears.



Naturally, if one contacts engrams while running out, say, a chain of attitudes, the incident is fully handled as part of the chain. The list is contained in HCOB 1 May 91 VI, ExDn Series 27-1, PREASSESSMENT LIST FOR LEFT-SIDE RUNDOWNS, for use in sessions.

Right-side ExDn rundowns locate and run the pain off the case. This includes as well evil purposes. The Preassessment List for any rundown classified as a right-side handling consists of:

- Pains
- Sensations
- Feelings
- Emotions
- Attitudes
- Misemotions
- Emotions
- Unconsciousnesses
- Sorenesses
- Compulsions
- Fears
- Aches
- Tirednesses
- Pressures
- Discomforts
- Dislikes
- Numbnesses
- Intentions
- Motives
- Purposes
- Impulses.

It is somewhat longer than the Preassessment List used in NED auditing and is contained in HCOB 1 May 91 VII, ExDn 27-2, PREASSESSMENT LIST FOR RIGHT-SIDE RUNDOWNS. In Expanded Dianetics auditing, one must never use the Preassessment List used in NED, as this list does not contain some of the more key preassessment items needed in Expanded Dianetics.

The general sequence for handling a case on Expanded Dianetics is handle the emotions (left-side rundowns) then handle the engrams (right-side rundowns).

The preassessment techniques above each have their application in Expanded Dianetics and provide a useful means to find items to run.

L. RON HUBBARD
Founder

Compilation assisted by
LRH Technical Research
and Compilations



Remimeo
 Expanded Dianetics
 Auditors
 C/Ses

Expanded Dianetics Series 27-1

PREASSESSMENT LIST FOR LEFT-SIDE RUNDOWNS

This is the Preassessment List for use in finding running items in left-side rundowns in Expanded Dianetics. It is much shorter than the Preassessment List used for right-side rundowns (HCOB 1 May 91 VII, Expanded Dianetics Series 27-2, PREASSESSMENT LIST FOR RIGHT-SIDE RUNDOWNS) or the NED Preassessment List (HCOB 11 July 78, NED Series 4-1, THE PREASSESSMENT LIST), and must never be used interchangeably with either of these other lists.

This Preassessment List is not used to find items on right-side rundowns on ExDn. Right-side rundowns have their own Preassessment List contained in HCOB 1 May 91 VII, Expanded Dianetics Series 27-2, PREASSESSMENT LIST FOR RIGHT-SIDE RUNDOWNS.

Use this list as described in HCOB 18 June 78R, NED Series 4R, ASSESSMENT AND HOW TO GET THE ITEM.

Pc Name _____

Date _____

Auditor Name _____

Name of left-side rundown being done _____

Original item being preassessed _____

Preassessment actions are done as follows:

Assess the list below, using each preassessment item with the question, "ARE _____ CONNECTED WITH (original item)?"

	1	2	3	4	5	6	7
Feelings							
Emotions							
Attitudes							
Misemotions							
Fears							

Do the preassessment on this sheet.



Take the largest reading preassessment item and ask the pc:

“WHAT (largest reading preassessment item) ARE CONNECTED WITH (original item)?”

Write down the pc's answers on a separate sheet and note reads of each, including instant F/Ns, following the format as covered in HCOB 9 Nov. 87, Auditor Admin Series 19RA, DIANETIC ASSESSMENT LISTS.

Once all of the reading preassessment items from the initial preassessment are handled, the list is reassessed and any further reading preassessment items taken up and handled. The preassessment list is reassessed again and so on until it F/Ns on assessment.

Then the next largest reading original item would be addressed, using a new preassessment list and following the above procedure.

L. RON HUBBARD
Founder

Compilation assisted by
LRH Technical Research
and Compilations

Remimeo
 Expanded Dianetics
 Auditors
 C/Ses

Expanded Dianetics Series 27-2

**PREASSESSMENT LIST
 FOR RIGHT-SIDE RUNDOWNS**

This is the Preassessment List for use in finding running items in right-side rundowns in Expanded Dianetics. Though it contains many of the same items as the Preassessment List used in NED auditing (HCOB 11 July 78, NED Series 4-1, THE PREASSESSMENT LIST), the two lists are not interchangeable and one must never be used in place of the other.

This Preassessment List is not used to find items on left-side rundowns on ExDn as it asks for aches, pains, etc., which run directly into engrams. Left-side rundowns have their own Preassessment List contained in HCOB 1 May 91 VI, Expanded Dianetics Series 27-1, PREASSESSMENT LIST FOR LEFT-SIDE RUNDOWNS.

Use this list as described in HCOB 18 June 78R, NED Series 4R, ASSESSMENT AND HOW TO GET THE ITEM.

Pc Name _____ Date _____

Auditor Name _____

Name of right-side rundown being done _____

Original item being preassessed _____

Preassessment actions are done as follows:

1. Assess the list below, using each preassessment item with the question, "ARE _____ CONNECTED WITH (original item)?"

	1	2	3	4	5	6	7
Pains							
Sensations							
Feelings							
Emotions							



	1	2	3	4	5	6	7
Attitudes							
Misemotions							
Unconsciousnesses							
Sorenesses							
Compulsions							
Fears							
Aches							
Tirednesses							
Pressures							
Discomforts							
Dislikes							
Numbnesses							
Intentions							
Motives							
Purposes							
Impulses							

Do the preassessment on this sheet.

2. Note the largest reading preassessment item.

If it is any item on the list but the last four, find running items by asking the pc, **“WHAT (largest reading preassessment item) ARE CONNECTED WITH (original item)?”** Write down the pc’s answers on a separate sheet and note reads of each including instant F/Ns, following the format as covered in HCOB 9 Nov. 87, Auditor Admin Series 19RA, DIANETIC ASSESSMENT LISTS.

If the largest reading preassessment item is one of the last four on the list (intentions, motives, purposes or impulses), find the running item by L&N to a BD, F/N item. Make the reading preassessment item a singular noun (for example, “intentions” to “intention”) and use the following L&N question to find the item: **“WHAT (largest reading preassessment item [e.g., intention]) IS CONNECTED WITH (original item)?”** The BD, F/N item is indicated to the preclear and then used as a running item and handled with R3RA.



Once all of the reading preassessment items from the initial preassessment are handled, the list is reassessed and any further reading preassessment items taken up and handled. The Preassessment List is reassessed again and so on until it F/Ns on assessment.

Then the next largest reading original item would be addressed, using a new Preassessment List and following the above procedure.

L. RON HUBBARD
Founder

Compilation assisted by
LRH Technical Research
and Compilations

HUBBARD COMMUNICATIONS OFFICE
Saint Hill Manor, East Grinstead, Sussex

HCO BULLETIN OF 1 MAY 1991
Issue VIII

Remimeo
Expanded Dianetics
Auditors
C/Ses

Expanded Dianetics Series 28

PRESENT TIME ENVIRONMENT RUNDOWN

Refs:

Tape: 7203C30 XDN-1 "Expanded Dianetics"
Expanded Dianetics Case Histories

The purpose of this rundown is to find out what is charged in the present time environment of the preclear and run the items out with R3RA. It comes under the heading of unburdening the case and is a left-side OCA handling action. The rundown handles situations in the present time environment of the preclear which are charged. It is programed early on the case, prior to the Emotional Stress Original Assessment Sheet handling and LX Lists.

The action basically consists of getting the preclear to talk about his present time environment and finding the charged areas of the current zones of his life or activities. Connected to those zones or activities will be attitudes, emotions, etc. Each of these is taken up and handled with R3RA Quad.

FINDING ITEMS TO RUN

The usual method of getting items is by doing a two-way comm on the person's present time environment, noting all reads.

If the two-way comm does not yield much to run, the C/S can take another approach to finding charged areas of the pc's present environment, which is by prepared assessment. One would subdivide the present time environment into the eight categories of the eight dynamics, and into various sections and zones of restimulation, such as his job, his family, etc. This would be done using data from the pc folder, subjects or items frequently brought up in rudiments, etc.

Getting the pc to itsa the environment is a more workable method, as the C/S and auditor may have no clue about certain things that the pc has going on in his life, as he never mentions it. However, an assessment can be used to find charged areas when the two-way comm does not result in many reading items or if the C/S suspects that there are charged areas not being confronted or brought up by the preclear.

PROCEDURE

1. 2WC, "TELL ME ABOUT YOUR PRESENT TIME ENVIRONMENT."
Note all BDs and reads. Get full data on the persons and things in his present time environment, asking him questions to keep him on the track and note all reading items.



2. Take the largest reading item from the 2WC above and do a preassessment on it using HCOB 1 May 91 VI, Expanded Dianetics Series 27-1, **PREASSESSMENT LIST FOR LEFT-SIDE RUNDOWNS**.

Note: Do not preassess any item that is not itself a terminal, something with mass. Do not preassess a significance. For example, if the pc gave items from his present time environment such as “love” or “worry,” one would not choose these items for preassessment. Instead, one wants to choose an item with mass: a person, a place, a location, a body part, a thing, etc.

3. Take the largest reading item from the preassessment and ask the pc, **“WHAT (largest read from the preassessment) ARE CONNECTED WITH (item from 2WC)?”** Following the procedure for handling preassessments and running items as given in HCOB 18 June 78R, NED Series 4R, **ASSESSMENT AND HOW TO GET THE ITEM**, handle all charged items which have pc interest with R3RA Quad, until the original item from the 2WC is fully handled.

4. Take up the next largest reading item from the 2WC and repeat steps 2–3, until all such items from the original 2WC have been fully handled.

5. The list of items from the original 2WC is now reassessed and handled to F/Ning list, handling each reading item per steps 2–3 above, to ensure that all available charge is gotten off the PT environment.

6. If the preclear has come up with very little, but the C/S suspects that there are charged areas of the pc’s environment yet to be handled, the next step would be to make up an assessment of items covering the pc’s present time environment. This list is assessed by the auditor with all reading items handled as in steps 2–5 above.

Note: If the preclear brings up a running item which was run earlier during his NED program and the item is still charged, the auditor would handle it with an L3RH.

SUMMARY

This rundown is remarkably easy to deliver and can result in considerable charge removed from the case with considerable gain for the preclear.

L. RON HUBBARD
Founder

Compilation assisted by
LRH Technical Research
and Compilations



Remimeo
Expanded Dianetics
Auditors
C/Ses

Expanded Dianetics Series 29

HANDLING EMOTIONAL STRESSES

Refs:

Tape: 7203C30 SO XDN-1 "Expanded Dianetics"
HCOB 24 June 78RA New Era Dianetics Series 5RA
Rev. 8.4.88 ORIGINAL ASSESSMENT SHEET
New Era Dianetics Series HCOBs

A pc whose OCA is low on the left is out of valence. It means a heavily charged case. What keeps the preclear out of valence is *charge*. The person may be very tense or anxious (which is caused by charge) or he may have a lot of grief in his life and in all his days has never wept (but has accumulated a lot of grief). Reduction of grief on a case will permit the person to get back into valence. Handling this aspect of the case may be a key part of a person's Expanded Dianetics program.

CHARGE AND VALENCES

Most OCA graphs are a valence or a composite of valences, borrowed at some time or another, that the pc thought were acceptable. Until you change the valence, you don't change the preclear. When the auditor runs the valences out, he will have a preclear who will register high on the graph and stay there.

A case which is out of valence is also not in good shape as far as running engrams goes, and needs to have the emotional charge (secondaries) bled off the case. These are run out to deintensify the bank so that the auditor can get into the bank and run engrams. What you want to get off the case is *charge*.

ORIGINAL ASSESSMENT SHEET EMOTIONAL STRESS HANDLING

Handling emotional stresses in Expanded Dianetics consists of *thoroughly* bleeding the Original Assessment Sheet on the subject of emotional stresses: deaths, losses, any sort of secondary, etc. You bleed it of emotional stress situations. What you are looking for is secondaries—heavy affinity, reality and communication break incidents—not engrams (though if while running a secondary, the preclear drops into an engram chain, it would of course be run).

When the Original Assessment Sheet has been bled of emotional situations, the next step is not to run engrams off of the Original Assessment Sheet. The next action is assessing and running LX3, LX2 and LX1. This should bring the pc into valence. If the graph does not come up above the center line after that



you do more LX3, LX2 and LX1. You can get them to F/Ning lists. Then go back and do a new Original Assessment Sheet and you may find that the preclear now has quite a few more emotional experiences, losses, etc., available to run.

The C/S could even C/S the case to go back to the LX Lists after the second Original Assessment Sheet (bled for more emotional stresses) and get new reads on the LX Lists. By this point, the pc may even volunteer emotions that aren't on the LX Lists.

What is occurring is layers of charge are coming off, and in going over the actions again, you are getting additional charge off the case, which is becoming available to run.

Additionally, based on the specific OCA data (what points are down on the left and what pc answers on the OCA are causing these traits to be down), the C/S can make up other assessments to be done on particular areas of emotional charge with all reading areas preassessed for any feelings, emotions, attitudes and so on, and all running items which have pc interest exhausted.

PROCEDURE

1. Do an Original Assessment Sheet on the preclear, stressing any sort of losses, deaths, secondaries, emotionally stressful situations or incidents, etc., carefully noting all reads gotten.
2. Take up the largest reading item (loss, death, secondary, emotionally stressful situation or incident) and run it R3RA Narrative, Quad.
3. Take up the next largest reading item (loss, death, secondary, emotionally stressful situation or incident) from the Original Assessment Sheet and repeat step 2 until all such items from the Original Assessment Sheet have been handled.
4. If, on the Original Assessment Sheet, the preclear was reading on treatments, past occupations or some similar item such as "school," take up the largest reading item and preassess and handle it using HCOB 1 May 91 VI Expanded Dianetics Series 27-1, PREASSESSMENT LIST FOR LEFT-SIDE RUNDOWNS.
5. Handle any other reading areas of possible emotional situations from the Original Assessment Sheet, per step 4.
6. *Conditional:* If by pc statement or other indication, it is evident that one or more of the Narratives run is not fully cleaned up, one uses preassessment tech to handle. (E.g., the pc ran out the loss of his business with Narrative R3RA, but in a subsequent session he mentioned that he had been thinking wistfully about his old business the night before.) In such a case, the folder would be specifically C/Sed for the auditor to preassess the item and handle it fully.

The above step would be repeated for any other such item from the Original Assessment Sheet which was not fully cleaned up on being run out Narrative. (One would not attempt to further audit any incident which was fully blown with Narrative R3RA.)

RECURRING INCIDENTS

On the Relief Rundown in New Era Dianetics, severe losses the preclear has suffered are handled. (Ref: HCOB 3 July 78R, New Era Dianetics Series 10R, RELIEF RUNDOWN) It is therefore possible that when handling emotional stresses as part of Expanded Dianetics, the auditor may find the preclear bringing up incidents that were audited earlier. He must be alert to this and must not rerun incidents that have been run to EP or foul up the pc's case by insisting he rerun something he has already handled.

If an item comes up which was addressed before on the NED Relief Rundown and the incident is still charged, the auditor should handle it by verifying/flattening each flow, using an L3RH if needed, and if not now handled, further address by preassessing the item or incident and bleeding it of all available charge.

SUMMARY

The end result of handling emotionally stressful incidents will be a preclear who is very much relieved of the charge connected to emotional stresses and losses that he has had in restimulation. It is a vital action in unburdening a case so that the engrams and evil purposes which are holding any insanity in place can be located and fully handled.

L. RON HUBBARD
Founder

Compilation assisted by
LRH Technical Research
and Compilations



Expanded Dianetics Series 30

PAST AUDITING AND EXPANDED DIANETICS

Refs:

HCOB 23 May 69R	AUDITING OUT SESSIONS
Rev. 11.7.78	NARRATIVE VERSUS SOMATIC CHAINS
HCOB 5 Nov. 69R V	LX3 (ATTITUDES)
Rev. 4.9.78	
HCOB 3 Aug. 69R	LX2, EMOTIONAL ASSESSMENT SHEET
Rev. 22.8.78	
HCOB 9 Aug. 69R	LX1 (CONDITIONS)
Rev. 21.8.78	
HCOB 10 June 72RA VI	New Era Dianetics Series 31
Rev. 13.6.88	L3RH RUNDOWN
HCOB 20 Sept. 78 II	LX LIST HANDLING

It occasionally happens that a preclear who has had a history of trouble in his auditing needs to have the auditing itself run out.

One can find a case that had a botched Drug Rundown, was audited over unhandled past treatments such as mysticism or psychoanalysis and various other things. There are many Scientology actions that can be done to get charge off a person's auditing history. The handling as far as Expanded Dianetics goes would be to bleed off the emotion from the person's auditing history. This would classify as a left-side handling on the person's overall Expanded Dianetics program.

There are several actions that can be done to bleed a case of its emotional charge on the subject of auditing.

1. One can audit out a specific session Narrative R3RA. If the session does not erase, one asks for an earlier-similar incident with the command, **"IS THERE AN EARLIER-SIMILAR INCIDENT?"**
2. The LX Lists can be assessed with regards to the person's auditing and charged items taken up and handled. The order the LX Lists are handled in is LX3, LX2 and LX1, per HCOB 20 Sept. 78 II, LX LIST HANDLING.
3. A third action that can be done is to make a Dianetic list of emotions the person experienced in auditing: **"WHAT EMOTIONS DID YOU HAVE DURING AUDITING?"** Make a list, take the largest reading item and run it as above R3RA. Note: Only misemotions would be run.

4. The subject of auditing itself can be treated as an original item and preassessed using HCOB 1 May 91 VI, Expanded Dianetics Series 27-1, PREASSESSMENT LIST FOR LEFT-SIDE RUNDOWNS, the preassessment item used to find running items and those items run out R3RA Quad.
5. A preclear who has had trouble with earlier Dianetics or NED auditing can have that cleaned up with the L3RH Rundown as given in HCOB 10 June 72RA, New Era Dianetics Series 31, L3RH RUNDOWN.

If the preclear had Expanded Dianetics auditing earlier that was rough and did not go well, this could itself be addressed in the same manner as described in the L3RH Rundown. In this case, the auditor would assess the EXPANDED DIANETICS REPAIR LIST—L3 EXD instead of the L3RH, using the prefix, **IN YOUR EARLY EXPANDED DIANETICS** (or **IN EARLY EXPANDED DIANETICS AUDITING**) _____?

6. Another handling that can be done is the following:

- a. Assess:
 - AUDITORS**
 - AUDITING**
 - SCIENTOLOGY**
 - DIANETICS**
 - ENGRAMS**
 - SECONDARIES**
 - LOCKS**
 - REVIEWS**
 - SESSIONS**
 - CASES**
 - CASE GAIN**
 - RESULTS**

- b. Take the largest reading item as an original item, do a preassessment on it, find running items and handle these R3RA Quad.

Getting charge off past auditing the preclear has had can raise his OCA dramatically. When past auditing must be addressed on a case it is an important part of left-side handling. The handlings listed in this issue provide some of a wide scope of actions that can be taken to bleed the case of charge on past sessions.

L. RON HUBBARD
 Founder

Compilation assisted by
 LRH Technical Research
 and Compilations



Expanded Dianetics Series 31

**HANDLING HIDDEN STANDARDS
WITH EXPANDED DIANETICS**

Refs:

Tape: 6309C12 SHSBC 336 "Service Facsimiles"
HCOB 8 Nov. 65 SUPPRESSIVES AND HIDDEN
STANDARDS
HCO PL 7 Apr. 70RE GREEN FORM
Rev. 27.4.89
HCOB 18 Sept. 72 EXPANDED DIANETICS CASE C

Per definition, a hidden standard is that thing by which the individual measures his gains in processing. Hidden standards can be addressed and handled with Expanded Dianetics.

The first approach utilizes L&N to handle the hidden standard once it has been brought to view and is C/Sed as follows:

1. L&N, "**WHO OR WHAT WOULD WANT** (hidden standard)?"

For instance, in ExDn Case C, the pc had a hidden standard of wanting to be exterior with full perception. The L&N question would then be, "Who or what would want to be exterior with full perception?"

If the pc's hidden standard is something he wants to get rid of like a physical condition, somatic or aberration, the L&N question would be worded, "Who or what would have (hidden standard)?" For example, "Who or what would have a bad leg?"

2. L&N, "**WHAT WOULD BE THE INTENTION OF** (item found)?"
3. R3RA Quad on the intention found, each reading flow to EP.

Occasionally, the L&N may go to the item "me" for the first L&N. If that occurs, the second L&N is not done. (Ref: HCOB 19 Nov. 78, L&N LISTS—THE ITEM "ME")

If the second L&N is listed but results in a restatement of the hidden standard, drop any further action with the item. It will run late in the engram like in exteriorization.

However, another approach can be used:

1. 2-way comm, **“TELL ME ANY *PHYSICAL* SITUATION YOU USE TO MEASURE CASE GAIN BY.”** Get what it is. Some BD item.
2. Using the same phrasing used by the pc, clear and L&N the following question, **“WHAT INTENTION IS CONNECTED TO (item found in the 2-way comm)?”**
3. Run R3RA Quad on the intention found, each reading flow to EP.

Note: If the preclear again comes up with an intention that is the same as the hidden standard, run it R3RA but “earlier beginning” to the incidents run on the chains must be watched for and asked for.

L. RON HUBBARD
Founder

Compilation assisted by
LRH Technical Research
and Compilations



Remimeo
Expanded Dianetics
Auditors
C/Ses

Expanded Dianetics Series 32

WANTS HANDLED RUNDOWN

Ref:

HCOB 15 Sept. 72

Expanded Dianetics Case B

Case conditions a preclear wants to be rid of can be effectively handled with the Wants Handled Rundown on Expanded Dianetics. There are different approaches which can be taken to accomplish this.

One of these is C/Sed in the following fashion:

1. 2WC, MARK ALL READS AND BDs. Get it to F/N. **“IS THERE SOMETHING YOU REALLY WANT HANDLED?”**
2. Get the best read out of all this. It will be an item or attitude or emotion or some such thing. Probably a condition. Express it the way he says it and be sure that’s what it is and the way he says it.
3.
 - a. Put it into an R3RA chain of when he *had* or *did* it. Run it to full EP.
 - b. Then run the chain R3RA of when he caused another to *have* or *do* it. Run to EP.
 - c. Then run the chain of a time when others caused others to *have* or *do* it. Run to EP.
 - d. Finally, run the chain of a time when the pc caused himself to *have* it or when he *did* it to himself. Run to EP.

If it’s a doingness like a habit, it’s “did it.” If it’s a condition like an emotion or attitude it’s a “had it.”

4. Next session, check with the pc if it’s handled. If not ask **“IS THERE ANYTHING THAT REMAINS TO BE HANDLED?”**
5. If he gives you anything, add it to the list, get the best read and check interest and run the best reading item R3RA Triple/Quad.

Another approach that can be used is C/Sed as follows:

- A. 2WC, **“IS THERE ANYTHING YOU WANT HANDLED?”**

B. L&N, “**WHAT INTENTION IS CONNECTED WITH** (biggest reading item from 2WC)?” to a BD, F/N item.

C. R3RA Quad the item from (B) to EP on each reading flow.

Note: If the pc’s item is a good intention or a prosurvival intention, it would not be run with R3RA.

D. Repeat steps A–C.

E. Repeat steps A–C.

Note that the Wants Handled Rundown is different from the handling of hidden standards which is covered in HCOB 1 May 91 XI, Expanded Dianetics Series 31, HANDLING HIDDEN STANDARDS WITH EXPANDED DIANETICS. Per the definition of a hidden standard, it is something the pc uses secretly to measure whether he has had a case betterment. The Wants Handled Rundown addresses what the pc wants to get handled.

L. RON HUBBARD
Founder

Compilation assisted by
LRH Technical Research
and Compilations



Expanded Dianetics Series 33

HANDLING STUCK POINTS ON THE TRACK

It is a technical fact that the insane are nearly always stuck in a point in time on the track. Because of this it may be necessary in Expanded Dianetics to locate and audit out the stuck point.

The basic computation of being stuck on the track is “it must not happen again.”

The usual situation is the person is stuck on the track in an incident where he is being attacked by the “Bongawhoolers” 99 billion years ago and he has never gotten out of that incident since. He is stuck at that point.

Such a condition, while existing in nearly all the insane, however, also occurs with people who are not insane and the Expanded Dianetics Auditor should have as one of his skills a knowledge of how to address and resolve the condition. Having a stuck point on the track does not then label one as insane.

HANDLING

Earlier materials, notably *Science of Survival*, cover methods for determining whether a case was stuck on the track. Another method is presented here, which consists of a short assessment done to ascertain whether there is an incident the pc is stuck in which is available to be run out. If so, the exact point of stuckness is found, followed by running of that exact engram Narrative R3RA Quad. The steps of the procedure are:

1. Assess on the pc:
 - A. **STUCK IN AN INCIDENT?** _____
 - B. **STUCK ON THE TRACK?** _____
 - C. **STUCK IN AN ENGRAM?** _____
 - D. **IS THERE AN ENGRAM EXACTLY MATCHING PRESENT TIME DANGER?** _____
 - E. **IS THERE AN INCIDENT THAT MUST NEVER HAPPEN AGAIN?** _____

2. Take up the largest reading line and locate by 2WC the incident in which he is stuck.
3. Run out the incident using Narrative R3RA, Quad Flows.
4. Repeat (2) and (3) on any other question that read in (1).

Erasing any such incident from a pc's bank can provide him with enormous relief and a new view of life.

L. RON HUBBARD
Founder

Compilation assisted by
LRH Technical Research
and Compilations



HUBBARD COMMUNICATIONS OFFICE
Saint Hill Manor, East Grinstead, Sussex

HCO BULLETIN OF 1 MAY 1991

Issue XIV

Remimeo
Expanded Dianetics
Auditors
C/Ses

Expanded Dianetics Series 34

CONFESSIONALS AND EXPANDED DIANETICS

Refs:

HCOB	28 Nov. 70	C/S Series 22 PSYCHOSIS
HCOB	15 Dec. 73	THE CONTINUOUS MISSED W/H AND CONTINUOUS OVERT WITH DATA ON DEGRADED BEINGS AND FALSE PTS CONDITIONS
HCOB	7 May 77	LONG DURATION SEC CHECKING
HCOB	1 Mar. 77 III	FORMULATING CONFESSIONAL QUESTIONS
HCOB	28 Feb. 84	C/S Series 118 PRETENDED PTS

All materials on Confessionals

An Expanded Dianetics Auditor has to be very expert in the handling of Confessionals.

People with evil purposes (destructive intentions) towards an area will commit overts on that area in forwarding the evil purpose. Where a pc has R/Ses, he will have evil purposes and overts. By locating and running out the evil purposes with full Expanded Dianetics, one relieves the tendency or compulsion to continue to commit the overts.

UNBURDENING THE CASE WITH CONFESSIONALS

To fully handle evil purposes on a case, the preclear must be extensively sec checked with Confessional auditing. Unburdening overts and withholds can also turn on R/Ses, where they exist. An example is a pc who was sec checked for days and only then did the R/Ses start showing up and they showed up in some quantity—List One R/Ses and otherwise.

In Expanded Dianetics, the combination of Confessionals, R3RA and L&N are applied to unburden the case and handle evil purposes and R/Ses. Doing so restores sanity to the preclear. It may be necessary to alternate between Confessionals and running evil purposes, as many R/Sers and pcs with R/Ses have completely justified their overts and by experience, get little result from simply getting off the overts, without also handling the underlying evil purposes. So it is a process of unburdening overts and evil purposes in order to get down to the core of insanity on the case. Expanded Dianetics uses Confessionals to help uncover evil purposes and turn on R/Ses in areas where they are suspected. A very searching Confessional can follow right down the trail of the pc's most basic aberrations to the R/S and underlying evil purposes.



USES OF CONFESSIONALS IN EXPANDED DIANETICS

Confessionals are mainly done at the beginning of the right-side OCA handling, as they are used to locate evil purposes and R/Ses. (Confessionals are not restricted to the right-side handlings however and could be necessary in programming the preclear for left-side handling as well.)

There are several different uses for Confessionals as part of a preclear's Expanded Dianetics program.

Unburdening Evil Purposes and R/Ses

As covered above, as part of the right-side handling the pc is given Confessionals to unburden the case and locate evil purposes to be run. This means the pc receives *full and complete* Confessionals on all areas of aberration and psychosis. It is not a short action. Long duration sec checking is used and the pc is thoroughly cleaned up of his overts and withholds. O/W technology *is* the tech which handles the insane and this part of Expanded Dianetics cannot be shortcut.

Any R/Ses that show up must be noted for handling on the Responsibility Rundown.

Handling Unchanging OCA Points

When a preclear has had the basic left-side OCA handlings and right-side OCA handlings and a new OCA shows that he still has one or more unhandled or unchanging traits, a Confessional can be employed to dig into the area and further unburden it. The point is to find the unhandled evil purposes so they can be run out with R3RA.

Responsibility Rundown

This action consists of vigorously sec checking the subject of each reported rock slam on the case, as a part of the Responsibility Rundown. The purpose of this step is to determine exactly what the pc does R/S on and to help narrow down what to address in the subsequent steps of the Responsibility Rundown.

FORMULATING CONFESSIONALS FOR EXPANDED DIANETICS

The Confessionals drawn up for Expanded Dianetics are done to address areas of aberration of the preclear. In making up such a Confessional, the C/S establishes (by folder study) areas and terminals where the pc is failing in life or is having great difficulty. This would include areas or terminals he totally avoids as well. Confessionals would cover areas of anti-social or compulsive behavior, areas which often show up in rudiments or O/Ws and areas of succumb and out-ethics. (See HCOB 30 June 67, EVIDENCES OF AN ABERRATED AREA.) If an already published Confessional form applies to the pc's condition or situation, it may be used. If not, then the auditor or C/S should make up a prepared set of questions. These Confessionals must be well-worded and expertly delivered so nothing is missed. A miss on something like this could be quite explosive. It can be a lengthy action. (Ref: HCOB 7 May 77, LONG DURATION SEC CHECKING)



Confessionals done on areas of suspected R/Ses should be directed at getting overts, W/Hs, evil purposes and harmful intentions with regard to the subject or area. Where the area is not yielding something because either the pc “can’t think of anything” or the read has been submerged, the subject or area of life must be thoroughly checked over with buttons.

Where an evil purpose or R/S turns up, the exact wording must be clearly noted and circled, after the session, in red. This includes marking the evil purpose or R/S clearly on the Folder Summary and program. The exact data is vital.

EVIL INTENTIONS AND CONFESSIONALS

It may well occur that during the course of Confessional auditing, a preclear on an Expanded Dianetics program will originate a reading evil purpose or intention. In this case, at the end of the Confessional, an Expanded Dianetics Auditor takes up and handles any evil purposes so discovered using R3RA.

SUMMARY

Expanded Dianetics handles the R/Ses and evil purposes. Confessionals are essential in locating R/Ses and evil purposes to handle. It is the evil purposes and R/Ses that must be handled in order to have a product of a sane person.

L. RON HUBBARD
Founder

Compilation assisted by
LRH Technical Research
and Compilations



HUBBARD COMMUNICATIONS OFFICE
Saint Hill Manor, East Grinstead, Sussex

HCO BULLETIN OF 1 MAY 1991
Issue XV

Remimeo
Expanded Dianetics
Auditors
C/Ses

Expanded Dianetics Series 35

THE RESPONSIBILITY RUNDOWN

<i>Refs:</i>		
HCOB	28 Nov. 70	C/S Series 22 PSYCHOSIS
HCOB	1 Nov. 74RA Rev. 5.9.78	ROCK SLAMS AND ROCK SLAMMERS
HCOB	3 Sept. 78	DEFINITION OF A ROCK SLAM
HCOB	10 Aug. 76R Rev. 5.9.78	R/Ses, WHAT THEY MEAN
HCOB	6 June 84 I	ROCK SLAMS, MORE ABOUT
HCOB	6 Sept. 78 II	SERVICE FACSIMILES AND ROCK SLAMS

A person who has one or more rock slams unhandled on his case is in the grip of an evil intention which he himself is generating and he intends the area or subject on which he R/Ses nothing but harm. A rock slam means a hidden evil intention on the subject or question under discussion or auditing.

An R/S can dominate an individual. He has no power of choice in the area of the R/S. When a person is overwhelmed by an R/S, the R/S is the person and the evil intention underlying the R/S is substituted for livingness.

R/Ses do not have their basics in this lifetime—they are way back. A pre-clear who is R/Sing on not liking skyscrapers is not R/Sing on skyscrapers—but an *evil intention*. This is an important point for the ExDn Auditor to grasp. The evil intention does not fit the incident or event occurring or being described. An R/S can associate with lots of terminals, but its basic is whole track. I.e., the pre-clear may have R/Sed on “Joe” as Joe was the manager of the skyscraper project. It is *not* Joe or skyscrapers that is R/Sing, it is an evil intention which has its basis way earlier.

These R/Ses can key in and out on the pc and thus his behavior in the area of the R/S isn't constant. It is an area of inability to reason and he cannot govern his own emotion in the area. That is one of the indicators of an R/Sing area. When the person loses control over it he goes insane.

An auditor, in doing Confessionals, can get R/Ses as latent reads because R/Ses can cause the pc to think sub rosa. An R/S is phantom and might R/S before or after the item “skyscrapers,” not as an instant reaction. They tend to be



latent and shuttle back and forth. The afterthought can R/S. (For this reason, a pc who R/Ses in a List One Sec Check, even if silent at the time of the R/S, is confirmed as a List One R/Ser.)

UNBURDENING ROCK SLAMS

Sometimes you have to unburden enough PT and even whole track overts to get the R/Ses to turn on. R/Ses can become submerged by various means, including O/Ws piling up on top of the R/Sing area. This is covered in HCOB 1 May 91 XIV, Expanded Dianetics Series 34, CONFSSIONALS AND EXPANDED DIANETICS and for this reason, thorough Confessional auditing is part of R/S handling in Expanded Dianetics.

HANDLING ROCK SLAMS

R/S handling does not consist of running out evil purposes on present life terminals and does not consist of listing for evil purposes by flows or any other such errors. You cannot just take an R/S off the worksheet and run locks off the R/S—you have to actually list for the evil intention.

It is a mistake to think that evil intentions are limited to terminals. TRYING TO LOOK IN FOLDERS FOR THE R/Sing ITEMS WILL NOT WORK.

An auditor *does not* list by terminal for evil purposes. If you just list for the evil purposes connected with R/Sing terminals found in the folders it won't work.

PROGRAMING FOR THE RESPONSIBILITY RUNDOWN

The Responsibility Rundown is done as part of right-side ExDn handling. It would not be programed for until the pc had received thorough general Confessional auditing. This rundown is programed as one of the later right-side rundowns. In handling a very irresponsible case, long duration sec checking must have been done prior to the Responsibility Rundown. (Ref: HCOB 1 May 91 XIV, Expanded Dianetics Series 34, CONFSSIONALS AND EXPANDED DIANETICS and HCOB 7 May 77, LONG DURATION SEC CHECKING)

PROCEDURE

The handling of R/Ses is to locate the exact evil intention that the preclear has toward the subject or area he R/Sed on or some closely related subject. It is that subject or area of life where the evil purpose will be found. It is done by L&N and then the purpose is run out with R3RA.

Prior to beginning this procedure, all R/Ses which have been noted in the folders must be culled and fully noted on a list as to what the auditing question was, pc statement, etc.

1. *Take up the R/S to be handled.*

Find the earliest R/S that is reported anywhere in the person's folders. Gather up all reports and worksheets pertaining to this particular R/S.



2. Confessionals done in the area of the R/S.

Step 2 of R/S handling consists of vigorously sec checking the subject or area of reported rock slam. The purpose of this is to determine exactly what the pc does R/S on and to unburden the R/S by peeling off the O/Ws connected to it. This Confessional is done using a properly formulated set of Confessional questions designed to thoroughly pull the overts and withholds connected with the subject or area of the rock slam.

3. Locate by L&N, the evil purpose connected to the first R/S.

The auditor now takes up the R/S which was just sec checked and orients the pc to the session in which the R/S occurred. The exact R/Sing statement is taken up with the pc so the pc understands the area being addressed.

Depending on what the R/S is on, different L&N questions are checked as covered in A–D below.

- A. If the R/S is a subject or area, such as, “ethics” or “catfish,” the auditor then L&Ns, **“WHAT EVIL PURPOSE HAVE YOU HAD TOWARDS (R/Sing statement or subject or area)?”**

Example: The pc has an R/S on “ethics.” The auditor would L&N, **“WHAT EVIL PURPOSE HAVE YOU HAD TOWARDS ETHICS?”**

If the question doesn’t read even with checking buttons, the auditor should check another wording such as, **“WHAT EVIL PURPOSE IS CONNECTED WITH (R/Sing item)?”** Or, if that doesn’t read either, **“WHAT EVIL INTENTION IS CONNECTED WITH (R/Sing item)?”**

- B. If the R/Sing statement is an overt, the auditor would L&N **“WHAT WOULD BE THE EVIL PURPOSE OF SOMEONE WHO WOULD (overt)?”** Other questions to check would be, **“WHAT EVIL INTENTION WOULD CAUSE SOMEONE TO (overt)?”** or **“WHAT EVIL IMPULSE WOULD PROMPT (overt)?”**

Example: The pc has an R/S on “hurting dogs.” The auditor would L&N, **“WHAT WOULD BE THE EVIL PURPOSE OF SOMEONE WHO WOULD HURT DOGS?”** If that didn’t read, he could check, **“WHAT EVIL PURPOSE WOULD CAUSE SOMEONE TO HURT DOGS?”**

- C. If the R/Sing statement is an evil purpose, then that purpose is run out by R3RA.

Example: The pc R/Sed on the intention, “to make them all wrong.” The auditor would simply go to step 4 below and run the intention out R3RA.

- D. If the R/S is on a terminal, i.e., a general terminal that could obviously reach whole track or a whole track terminal then the evil purpose or intention connected with that terminal or towards that terminal would be found by L&N.

An example of this would be an R/S on “a Nazi officer.” (This is different from running a PT terminal, which isn’t actually what the pc is R/Sing on.)

L&N for the evil purpose using the question, “**WHAT EVIL PURPOSE IS CONNECTED WITH (R/Sing terminal)?**” A variation of this that could be checked if the first question wasn’t reading is, “**WHAT EVIL INTENTION HAVE YOU HAD TOWARDS (R/Sing terminal)?**”

4. *R3RA the evil purpose to fully blown.*

Run the evil purpose found in 3 above out with R3RA Quad, using the commands given in HCOB 1 May 91 IV, Expanded Dianetics Series 26, AUDITING COMMANDS FOR RUNNING EVIL INTENTIONS IN EXPANDED DIANETICS. Interest is not checked.

5. *Repeat steps 1–4 on each reported R/S.*

Each and every R/S the pc has is handled as above, from the earliest R/S in the folder up to the closest to PT.

REMEDIES AND CAUTIONS

Falsely Called “R/Ses”

It is possible that R/Ses noted in earlier worksheets were falsely called by auditors. A poorly trained auditor might have mistaken a dirty needle for a rock slam, thereby giving a completely false picture of the pc’s case. Trying to run a pc on an evil purpose connected to such a false “R/S” could mess up the pc’s case.

An R/S noted in a folder is *not* proof that the pc R/Sed on that thing. There are plenty of other indicators that tell the C/S and auditor if they are dealing with an area of evil intention and succumb.

During the course of the Confessional in step 2 of the procedure it will become quite obvious whether one is dealing with an R/Sing subject or area. The interest of the pc in the area being addressed (pcs generally have high interest in an area or subject on which they rock slam), the meter phenomena and the other indicators in the preclear will tell the tale. (Ref: HCOB 1 Nov. 74RA, ROCK SLAMS AND ROCK SLAMMERS and HCOB 6 June 84 I, ROCK SLAMS, MORE ABOUT)

Wrong Items

In the event of BIs, trouble or a bog, the auditor would suspect an out-list or wrong item as a primary reason. The pc could have listed a wrong purpose or could have listed in a wrong area (if the auditor’s original L&N question was off). This will sort out with an L4BRB or L3EXD.

R/Ses Showing Up Again

If you have an R/S show up again, then you didn’t list for the item or had a wrong list and so missed the exact R/S. Or you didn’t use a general approach to

get all the R/Ses off the case but specialized in just one area. An FES must be done to isolate what the errors are so they can be corrected.

SUMMARY

The R/S is the most important needle manifestation there is. It opens the door to handling a pc's case and thus rock slams must be skillfully, standardly and completely handled.

To rid the preclear of these uninspected purposes and intentions is no small feat. Scientology technology is the *only* technology capable of freeing the pc from these areas which are so ruinous to his life. Don't miss on it.

L. RON HUBBARD
Founder

Compilation assisted by
LRH Technical Research
and Compilations

HUBBARD COMMUNICATIONS OFFICE
Saint Hill Manor, East Grinstead, Sussex

HCO BULLETIN OF 1 MAY 1991
Issue XVI

Remimeo
Expanded Dianetics
Auditors
C/Ses

Expanded Dianetics Series 36

EXPANDED DIANETICS SERVICE FACSIMILE HANDLING

Refs:

HCOB 15 Feb. 74 Expanded Dianetics Series 20
 SERVICE FACSIMILE THEORY AND
 EXPANDED DIANETICS
HCOB 6 Sept. 78 II SERVICE FACSIMILES AND ROCK SLAMS
All HCOBs and Tapes on Service Facsimiles
All HCOBs on Rock Slams

SERVICE FACSIMILES

Unhandled service facsimiles contain a key to Expanded Dianetics, as service facsimiles are a key to sanity. It is service facsimiles that turn on the R/Ses and blow them off.

This bulletin contains procedures for use by Expanded Dianetics Auditors to locate and run out service facsimiles on a pc's ExDn program.

These procedures do not replace service facsimile handling on Grade IV and do not replace the R3RA actions taken to run them out which is part of NED. They are for use exclusively on Expanded Dianetics.

The C/S must note which service facsimile handlings, if any, the pc has had in his earlier auditing and C/S the case accordingly. If the case had service facsimiles listed on Grade IV but never had them run out on R3RA on Action Eleven of his NED program, this would need to be done first before any further listing and running of service facsimiles on ExDn. If there were errors in earlier listing for service facsimiles or in running them out, these would need to be repaired before proceeding with the actions contained in this bulletin.

The rule is that any handling of service facsimiles the pc had earlier in his auditing must be repaired if faulty or completed if incomplete before doing service facsimile handling on Expanded Dianetics.

PROCEDURE FOR SERVICE FACSIMILES BY DYNAMICS

HCOB 15 Feb. 74, Expanded Dianetics Series 20, SERVICE FACSIMILE THEORY AND EXPANDED DIANETICS, outlines the rundown to handle service facsimiles by dynamics.

To accomplish a thorough handling of the case factors described in that bulletin, the following L&N questions and procedures are used.



0. Verify that the service facsimiles which were handled on Grade IV were also run out R3RA on Action Eleven of the pc's full NED program. (Ref: HCOB 22 June 78RA, New Era Dianetics Series 2RA, NEW ERA DIANETICS FULL PC PROGRAM OUTLINE, and HCOB 10 Apr. 88, New Era Dianetics Series 30, R3RA SERVICE FACSIMILE HANDLING, ACTION ELEVEN.) If folder study discloses that this was not fully done and that checking items on the meter shows them to still be charged, then this step must be flattened before carrying on. When all okay, do the following:

1. L&N **“WHAT DISABILITY DO YOU USE TO EXPLAIN HOW YOU ARE NOT RESPONSIBLE FOR NOT FULLY COPING WITH LIFE?”** to BD F/N item.

Run out the disability R3RA Quad. (Items are not run with R3SC brackets in Expanded Dianetics, just R3RA.)

2. If the preclear has a situation he is currently having trouble with or is not coping with in life, such as not getting out products on post or a situation of his marriage breaking up, etc., use this in the blank in the following question (the pc may have more than one such situation in his life and these can each be individually checked).

L&N **“WHAT DISABILITY DO YOU USE TO EXPLAIN HOW YOU ARE NOT RESPONSIBLE FOR NOT FULLY COPING WITH (situation)?”**

Run out the disability R3RA Quad.

3. L&N, **“ON THE FIRST DYNAMIC, WHAT FIXED POSTULATE DO YOU USE TO BE RIGHT?”** to BD F/N item.

R3RA Quad the item, using the R3RA commands for running out service facsimiles, as given in HCOB 6 Sept. 78 III, ROUTINE THREE SC-A, FULL SERVICE FACSIMILE HANDLING UPDATED WITH NEW ERA DIANETICS.

The wording of the question may need to be worked out so that the question communicates and reads well on the pc. The auditor can use the following wordings to get a reading question, if the above question does not read:

“ON THE FIRST DYNAMIC, WHAT FIXED POSTULATE DO YOU USE TO MAKE YOURSELF RIGHT?”

“ON THE FIRST DYNAMIC, WHAT FIXED POSTULATE DO YOU USE TO MAKE OTHERS WRONG?”

“ON THE FIRST DYNAMIC, WHAT FIXED POSTULATE DO YOU USE TO DOMINATE OTHERS?”

“ON THE FIRST DYNAMIC, WHAT FIXED POSTULATE DO YOU USE TO ESCAPE DOMINATION?”

“ON THE FIRST DYNAMIC, WHAT FIXED POSTULATE DO YOU USE TO HINDER THE SURVIVAL OF OTHERS?”

Or, substitute “COMPUTATION” in the above wordings. I.e., **“ON THE FIRST DYNAMIC, WHAT COMPUTATION DO YOU USE TO MAKE YOURSELF RIGHT?”** etc.

The object is to find a reading question that produces a valid item for the dynamic which can be run out R3RA. If the first question checked is uncharged, the auditor then checks further questions as above. Once the item is run out R3RA, no further questions are checked on the first dynamic.

Caution: Do not list a question that the pc has already listed before.

4. Repeat step 3 above for the second dynamic.
5. Repeat step 3 above for the third dynamic.
6. Repeat step 3 above for the fourth dynamic.
7. Repeat step 3 above for the fifth dynamic.
8. Repeat step 3 above for the sixth dynamic.
9. Repeat step 3 above for the seventh dynamic.
10. Repeat step 3 above for the eighth dynamic.

This completes the Service Facsimiles by Dynamics Rundown.

ADDITIONAL SERVICE FACSIMILE HANDLING

There is another procedure which is part of Expanded Dianetics for use when a preclear has had the Service Facsimile by Dynamics handling but is still exhibiting the presence of service facsimiles.

The procedure for administering this rundown is:

- A. Clear and then check the following question for read.

“WHAT WOULD BE A SAFE METHOD OF HANDLING YOUR PROBLEMS, HERE AND NOW IN LIFE?”

- B. If the question is reading, L&N it to a BD F/N item.

- C. Run out the resulting service facsimile R3RA Quad, using the commands given in HCOB 6 Sept. 78 III, ROUTINE THREE SC-A, FULL SERVICE FACSIMILE HANDLING UPDATED WITH NEW ERA DIANETICS.

Pc interest in running the service facsimile is not checked.

- D. Repeat steps A, B and C on each of the following questions 1 through 11 below.

1. L&N “IN THIS LIFETIME, WHAT IDEA DO YOU USE TO MAKE YOURSELF RIGHT AND OTHERS WRONG?” to BD F/N item.
2. L&N “IN THIS LIFETIME, WHAT METHOD DO YOU USE TO MAKE OTHERS WRONG?”
3. L&N “IN THIS LIFETIME, WHAT COMPUTATION DO YOU USE TO DOMINATE OTHERS?” to BD F/N item.
4. L&N “IN THIS LIFETIME, WHAT COMPUTATION DO YOU USE TO AID YOUR OWN SURVIVAL?” to BD F/N item.
5. L&N “IN THIS LIFETIME, WHAT COMPUTATION DO YOU USE TO MAKE YOURSELF RIGHT?” to BD F/N item.
6. L&N “IN THIS LIFETIME, WHAT COMPUTATION DO YOU USE TO ESCAPE DOMINATION?” to BD F/N item.
7. L&N “IN THIS LIFETIME, WHAT COMPUTATION DO YOU USE TO HINDER THE SURVIVAL OF OTHERS?” to BD F/N item.
8. L&N “IN THIS LIFETIME, WHAT FIXED POSTULATE DO YOU USE TO MAKE YOURSELF RIGHT AND OTHERS WRONG?” to BD F/N item.
9. L&N “IN THIS LIFETIME, WHAT HIDDEN STANDARD HAVE YOU HAD?” to BD F/N item.
 - a. Using the item found, L&N, “IN THIS LIFETIME, WHAT WOULD BE A SAFE SOLUTION TO (hidden standard found above)?” to BD F/N item.
10. L&N “IN THIS LIFETIME, WHAT HIDDEN PROBLEM HAVE YOU HAD?” to BD F/N item.
 - a. Using the item found, L&N, “IN THIS LIFETIME, WHAT WOULD BE A SAFE SOLUTION TO (hidden problem found above)?” to BD F/N item.
11. L&N “IN THIS LIFETIME, WHAT PROBLEM OF LONG DURATION HAVE YOU HAD?” to BD F/N item.
 - a. Using the item found, L&N “IN THIS LIFETIME, WHAT WOULD BE A SAFE SOLUTION TO (problem of long duration found above)?” to BD F/N item.

REMEDIES AND CAUTIONS

All HCOBs on service facsimiles and Listing and Nulling and their repair apply. Don't run unreading questions and suspect a wrong item if the pc blows up or goes downtone during this action.



Additionally, DO NOT LIST OR EVEN CHECK A QUESTION THAT THE PC HAS PREVIOUSLY LISTED. Some of the questions given in this bulletin might have been listed on the person's Expanded Grade IV previously, and the auditor must check this out to make sure before even starting this step and ensure that no question is rechecked in error.

SUMMARY

Locating and running out the pc's service facsimiles with R3RA is a vital step of Expanded Dianetics. It is important that the pc actually run out what he has *done* with these service facsimiles to make himself right and others wrong. This is what will return sanity to the individual.

L. RON HUBBARD
Founder

Compilation assisted by
LRH Technical Research
and Compilations



Expanded Dianetics Series 37

METALOSIS RUNDOWN

Ref:

HCOB 22 Oct. 72

Expanded Dianetics Series 14
EXPANDED DIANETICS CASE G

During the research of Expanded Dianetics it was discovered that somatics can be caused by the presence of metal worn on the body. The presence of metal can distort the electrical field around the preclear and cause somatics.

This condition, called Metalosis, can be handled on Expanded Dianetics with the Metalosis Rundown. It is C/Sed as follows when somatics persist and do not resolve:

1. Have the pc stand and look him over for metal. Question him about metals he is wearing or has worn in the past. Find out what it is that rests exactly in the areas where the somatics are. Find what it is, either in the pc's past or what it is he is wearing in the present.

Once determined, give the pc the following R-factor: **"METAL WORN ON THE PERSON CAN CAUSE YOUR CONDITION."** Indicate it.

2. With the pc on the meter, clear the following question, check for a read and if reading, L&N to a BD, F/N item: **"WHAT METAL OBJECT HAVE YOU WORN IN (area of body where the somatics are)?"**
3. R3RA Quad to EP using the item found in (for Flow 1) the command, **"LOCATE A TIME WHEN YOU WORE (item found in L&N)."**
4. Repeat steps 2 and 3 on other areas of body where there are somatics.

If somatics or an illness persist after the above, another approach utilizing two-way comm can be done:

1. 2WC for data, **"TELL ME ABOUT YOUR ILLNESS (or somatic as appropriate)."**
2. 2WC, **"TELL ME ABOUT METAL ONE WOULD HAVE HAD IN THAT AREA."**
3. Taking the largest reading item, run R3RA Quad to EP. The command for Flow 1 would be: **"LOCATE A TIME WHEN YOU (WORE, USED, ETC.) (item from 2WC in step 2)."**

For example, if the largest reading item from step 2 was a jackhammer, the command for Flow 1 would be: “Locate a time you used a jackhammer.”

4. Fully word clear the term “electromagnetic field.” Word clear also the concept of “field distortion.”
5. 2WC, “**TELL ME ABOUT THINGS THAT COULD CAUSE A FIELD DISTORTION IN (the area of the pc’s body that is ill or affected),**” noting all items and their reads.
6. R3RA Quad each reading item to EP.

Havingness would be run at the end of each session.

L. RON HUBBARD
Founder

Compilation assisted by
LRH Technical Research
and Compilations



Remimeo
Expanded Dianetics
Auditors
C/Ses

Expanded Dianetics Series 38

THE OCA RUNDOWN

Refs:

HCOB	17 July	71R	C/S Series 51R
	Rev. 6.7.78		OUT OF VALENCE (OCA Graphs)
HCOB	7 Sept.	64 II	PTPs, OVERTS AND ARC BREAKS
HCOB	6 May	91	Expanded Dianetics Series 39
			C/Sing AND PROGRAMING EXPANDED DIANETICS
Tape:	7203C30		SO XDN-1 "Expanded Dianetics"
HCOB	20 Oct.	72	EXPANDED DIANETICS CASE E

The Oxford Capacity Analysis (OCA) is a graph which shows desirable and undesirable characteristics in a case. It plots ten traits of a pc's personality.

The OCA is a vital tool for the Expanded Dianetics Auditor and C/S. It is a reliable test. There is really no excuse for an auditor or C/S not knowing about OCAs.

An OCA is very easy. It's just a graph and it works. You don't have to look for deep significances.

Left side down and unacceptable is madly out of valence and equals an overcharged case.

Right side down and unacceptable means violently but covertly insane and equals evil purposes.

That's all there is to know except no change of graph time after time (same repeated curve within small limits) equals no case gain, equals a problem.

If the graph has gone down it means an ARC break in restim.

If the graph has risen, this means case gain has occurred.

Expanded Dianetics changes an OCA and is run directly against this analysis graph and the *Science of Survival* Chart of Human Evaluation.

THE OCA RUNDOWN

When a preclear has been audited through his Expanded Dianetics program he takes a new OCA test. In the event that there are traits below the center line that have not changed or traits that are still below the center line, the C/S orders what is called the OCA Rundown (keeping in mind that auditing over a PTP will cause a no change in the graph and auditing over an ARC break can worsen a graph).



Using the general theory of Expanded Dianetics to locate evil purposes, one simply finds them on those exact points on the OCA that are down. This is done after general handlings, left side and right side, have been completed and a new OCA still shows some point down. One finds the evil purpose underlying that down point. This can be done by Confessionals, assessments on the area and L&Ning for evil purposes, which are then run out R3RA Quad.

This is really all there is to it.

An example would be Expanded Dianetics Case E, who had a low G trait, unchanging despite the Expanded Dianetics program having been run. It means a stuck viewpoint, a fixated evil purpose.

A C/S that addresses and handles this is:

1. Fly all ruds Quad (to get the air clean).
2. 2WC marking all reads and BDs as we want **THE ITEM. "TELL ME SOMETHING IT WOULD BE AWFUL TO HAVE TO TAKE RESPONSIBILITY FOR,"** (and let's not have an everything's okay F/N). W/C the hell out of the question backwards first.

There's a trick of impinging such a Q after W/Cing. **"NOW I'M GOING TO ASK YOU A VERY SERIOUS QUESTION AND I WANT YOU TO GIVE IT EVERY THOUGHT."** Then ask it.

3. When you have *the* item that really read well, L&N **"WHAT WOULD BE THE INTENTION OF SOMEBODY WHO WOULD DO THAT?"** If the answer to Q2 above *was* a goal or intention, omit this.
4. R3RA Quad the item.
5. Havingness.

In the same way that the case is initially programed using the OCA, any point of the OCA which has remained down and in a low, stuck state is addressed with all of the tools of Expanded Dianetics. This is quite simple.

It is done by addressing the exact points on the OCA that are down—finding the underlying evil purposes and running them out. Confessional tech is used to uncover the evil purposes and these are then run out with R3RA. Realize that for the OCA to have remained down, there are missed evil purposes and any Confessionals done must be thorough enough and searching enough to really get to the bottom of the aberration holding down one or more OCA points.

Additionally, the C/S uses assessments to address the specific point or points which have remained low on the OCA graph in order to obtain original items that can then be preassessed and handled with R3RA.

Having completed the actions to handle the low trait(s), the C/S would now have the pc do a new OCA test. If the OCA has not come up, then the OCA RD

is incomplete or botched or a full FES of the pc's Expanded Dianetics auditing is needed, followed by a program to repair/flatten any earlier Expanded Dianetics steps found to be out.

SUMMARY

The OCA is an *indicator*. The EP of Expanded Dianetics is not that the OCA is all above the center line. The EP is a person who is sane, physically well and who has had his evil purposes and R/Ses handled. The OCA serves as one of many indicators that the C/S and auditor have on the case. It is a vital tool however, and must be used well in order to achieve the EP of Expanded Dianetics.

L. RON HUBBARD
Founder

Compilation assisted by
LRH Technical Research
and Compilations

Expanded Dianetics Series 39

C/Sing AND PROGRAMING EXPANDED DIANETICS

Refs:

HCOB	28 Nov. 70	C/S Series 22 PSYCHOSIS
HCOB	27 Mar. 77R Rev. 23.4.91	Expanded Dianetics Series 23 AUDITING THE PC AT CAUSE
HCOB	28 Feb. 84	C/S Series 118 PRETENDED PTS
HCOB	15 June 78	Expanded Dianetics Series 25 "The Key to Expanded Dianetics . . ."
HCOB	23 Apr. 74RA Rev. 24.4.91	Expanded Dianetics Series 21 EXPANDED DIANETICS REQUISITES

Expanded Dianetics Series
Case Supervisor Series
All materials on Confessionals

Expanded Dianetics, when fully applied, can work miracles on the toughest cases one would ever want to find.

But like any piece of tech, it does not handle areas to which it is never addressed.

Expanded Dianetics does not consist of looking in a pc's folder, pulling out the one R/S recorded and calling it a completion. Rather, it is a thorough, workmanlike handling of the pc's aberrations and contrasurvival intentions, in all aspects of life and livingness, that truly accomplishes changes for the better in the behavior, outlook, social presence and conduct of the preclear.

EXPANDED DIANETICS AND THE GRADE CHART

The prerequisites for Expanded Dianetics are Purification Rundown, Objectives and NED Drug Rundown.

Expanded Dianetics is ideally delivered after the full and successful completion of New Era Dianetics, on those cases that need it—where the pc has R/Ses, is low OCA, chronically ill or psychotic. (Ref: HCOB 23 Apr. 74RA, Expanded Dianetics Series 21, EXPANDED DIANETICS REQUISITES)

Expanded Dianetics is mandatory for any pc completing NED without going Clear who has R/Ses. Such R/Ses must be verified by a competent auditor, using an inspected and functioning meter, who takes the phrases that reportedly R/Sed and determines whether the original R/Ses were factual by vigorously sec checking the subjects of the reported R/Ses. The auditor carrying out such a Confessional must know what an R/S looks like, be able to make a list read and be able to pull W/Hs connected with the reported R/Ses.

Where a preclear needs Expanded Dianetics in order to make it up the Grades and through NED at all, the person is programed on to Expanded Dianetics (including the prerequisites of Purification Rundown, Objectives and the NED DRD). It is essential that no one is put on to Expanded Dianetics with unhandled drugs.

Expanded Dianetics is never run on a Clear or above.

HANDLING PTSness

A person who is PTS cannot be audited on anything else until his PTSness has been handled to a *full* resolution of the situation. (Ref: HCOB 31 Dec. 78RA II, OUTLINE OF PTS HANDLING)

Handling any and all PTSness must be part of the basic case setups for anyone going onto Expanded Dianetics. It is always done *first* and one never mixes PTS handling and Expanded Dianetics actions, as handling a person on PTSness addresses him at effect and Expanded Dianetics runs him at cause.

A pc who is an apparent R/Ser, but is actually only PTS to an R/Ser (in the valence of an SP), would be programed for valence shifting processes following the PTS Rundown. These are covered in HCOB 10 Sept. 68, VALENCE SHIFTER and HCOB 4 Sept. 68, "When you run a Valence Shifter . . ."

As PTS persons will often be found involved in some out-ethics situation, programing should include a 3 May PL handling (HCO PL 3 May 72R, Exec Series 12, ETHICS AND EXECUTIVES) where necessary, just before or just after the PTS Rundown. With a pc who is out-ethics in PT, the 3 May PL would definitely be done before the PTS Rundown is begun, in session by an auditor with L&N.

MISUNDERSTOOD WORDS AND EXPANDED DIANETICS

It is vital that the preclear understand the words and commands of R3RA, the Expanded Dianetics Repair List (L3 EXD) and the basic theory of New Era Dianetics before starting on Expanded Dianetics. Preclears who "can't run Dianetics" or "don't like Dianetics" have misunderstands on the commands of R3RA or don't understand the basics of Dianetics (or else have unhandled drugs).

Before beginning the first actual program steps of Expanded Dianetics, the pc *must* be thoroughly word cleared on the commands, correction list words and all materials covered in the Dianetics C/S-1.



PROGRAMING THE CASE

Expanded Dianetics is very specifically and individually programed and C/Sed for each case. There is no rote program which can be run on all cases. Thorough knowledge of the Expanded Dianetics case histories is required of any Expanded Dianetics C/S and he must use this knowledge in his programing and C/Sing of ExDn cases.

When programing the case, the first thing the C/S does is look at the current OCA of the pc and look for any points which are below the center line. This is the take-off point for the pc's program. Where is he—low on the left? Low on the right?

Expanded Dianetics is run against the OCA graph and divides roughly into rundowns aimed at handling the left side of the OCA and the right side of the OCA.

A pc who is low on the left is out of valence, and low on the right is psychotic. A preclear always receives left-side OCA handlings before being run on the right-side handlings.

Left-side rundowns remove charge from the case by auditing out incidents and chains which may not deal directly with pain and unconsciousness. Finding and running engrams is not stressed on left-side handling. Rather, the stress is on finding and running out secondaries, keeping in mind that these secondary chains will often go into engrams—which is perfectly fine and any such engrams showing up are most certainly run. This unburdens the case and gets the pc into valence.

Right-side ExDn rundowns run the pain off the case, including the pc's postulates and evil purposes which are always stuck in the heavy energy of an engram. This restores sanity.

The general sequence for handling a case on Expanded Dianetics is to handle the emotions (left-side rundowns) and then handle the engrams (right-side rundowns).

The main rundowns for the left-side and right-side handlings are listed below, though these are not necessarily *all* of the actions that would be taken on a case being handled with Expanded Dianetics:

Left-side Handlings

(not necessarily in the sequence audited on the pc)

Present Time Environment Rundown

Handling Past Auditing (including L3RH Rundown, running out bad sessions, etc., any of which would be done very early in any ExDn pc's program)

Rudiments Handling (with R3RA)

Emotional Stress Original Assessment Sheet Handling

LX Lists



Right-side Handlings

(not necessarily in the sequence audited on the pc)

- Confessionals
- Hidden Standard Rundown
- Wants Handled Rundown
- Service Facsimiles by Dynamic Handling
- Additional Service Facsimile Handling
- Responsibility Rundown
- Metalosis Rundown
- OCA Rundown

A bare minimum program would include *all* of these rundowns, on *every* Expanded Dianetics pc.

The left side of the OCA must be brought up to acceptable range before the pc is put onto the right-side handlings. This is done by isolating each point of the OCA that is down and handling it.

In programing the right-side handlings, the C/S has all the tools of Confessionals, handling evil purposes, service facsimiles and handling rock slams at his disposal.

OCA AND CHART OF HUMAN EVALUATION

The OCA is an indicator, used in conjunction with the Chart of Human Evaluation. The OCA, in itself, does not determine the end result of Expanded Dianetics. The OCA certainly must be brought above the center line by Expanded Dianetics, but serves as only one indicator of sanity. It would be a terrible disservice to the pc to call Expanded Dianetics complete the first time the OCA goes up and leave evil purposes and R/Ses unhandled on the case.

Where you have a pc who has had an improved graph in past auditing yet has been audited in such a way that mainly ideas and significances were pulled out of the bank rather than the mass (no or little R3RA), you start with the lowest OCA that pc ever had. Use *that* OCA in your programing and handling of the case with Expanded Dianetics.

An OCA can be faked. The Chart of Human Evaluation will tell the truth. The person may have a theetie-weetie OCA. He may have a high OCA but still suffer from chronic somatics, communication aberrations, all manner of psychosomatic illnesses, etc. Look him up on the Chart of Human Evaluation. Locate the worst OCA the pc ever made and take it from there.

USE OF ASSESSMENTS

Assessments are a key part of Expanded Dianetics auditing and C/Sing and are used to locate all possible areas of charge. The case must be broadly addressed to encompass wide areas.

For example, one can assess for TA action using the list in HCOB 1 Oct. 63, HOW TO GET TONE ARM ACTION, find charged areas to do further assessments on or charged items to take up and preassess for attitudes, emotions, etc.



HCOB 30 June 67, EVIDENCES OF AN ABERRATED AREA contains specific data that can be used to locate areas where the pc has aberrations and those can then be assessed and handled.

The important thing is to bleed the case for charge and there are many, many ways to do this.

HANDLING EVIL PURPOSES

Locating Evil Purposes to Run

Expanded Dianetics is not programed and C/Sed with a “shotgun” approach. The C/S isolates each individual trait of the OCA that is down and finds its evil purposes. This is done through the use of Sec Checking and listing for evil purposes. Where necessary, the C/S gets the OCA test and locates the exact questions and answers that resulted in a particular trait being below the center line, and uses these to work out Confessional questions and listing questions that will find the underlying evil purposes.

Evil purposes the preclear states in such Confessionals are culled out of the worksheets and run out with R3RA. Interest is never checked on evil purposes.

Running Evil Purposes from False Purpose Rundown Auditing

If the preclear has received False Purpose Rundown earlier and is now getting Expanded Dianetics, one of the actions taken on the right-side handling must be to cull all the evil purposes listed in the worksheets of the FPRD auditing (whether run or not) and check them on the meter for a read. Any that read are run out with R3RA. This would be done early in the right-side OCA portion of the pc’s Expanded Dianetics program.

Listing for Evil Purposes

When listing for evil purposes off of a preassessment or any other assessment, it is always done by L&N. They are *not* listed on Triple or Quad Flows. One can list, “**WHAT EVIL PURPOSE IS CONNECTED WITH _____ ?**” or, “**WHAT EVIL INTENTION IS CONNECTED WITH _____ ?**” or, “**WHAT UNWORTHY MOTIVE IS CONNECTED WITH _____ ?**” (Questions must be worded in such a way that they communicate to the pc and read on the meter.)

Never list for intentions connected with a significance—only for intentions connected with a terminal, mass or somatic. Never list for intentions connected with emotions or attitudes. For example, you couldn’t list “What evil intention is connected with unhappiness?” or “What evil purpose is connected with feeling useless?” You can list “What evil intention is connected with drinking?” or “What evil purpose is connected with women?” (Note: good intentions or pro-survival intentions are never listed for or run on R3RA in Expanded Dianetics. An Expanded Dianetics C/S must not allow his auditors to list or run such intentions.)

ATTESTING EXPANDED DIANETICS RUNDOWNS

The individual rundowns on the left- and right-side handlings are separately declared at the Examiner, as each one is completed. This includes rundowns such



as the Present Time Environment Rundown, LX Lists, L3RH Rundown, Wants Handled Rundown, Responsibility Rundown, Metalosis Rundown, etc. (Ref: HCOB 19 June 71 II, C/S Series 46, DECLARES)

EP OF EXPANDED DIANETICS

If the preclear is now well, with no “wants handled” of any kind, has had any and all psychoses handled (including *all* R/Ses), and the OCA all above the center line, he has achieved the EP of Expanded Dianetics. None of the seven ways for a C/S to detect insanity listed in HCOB 28 Nov. 70, C/S Series 22, PSYCHOSIS would be present in the person’s case or behavior. He would be sane.

MIXING EXPANDED DIANETICS WITH OTHER RUNDOWNS

It is out-tech for a C/S to take any piece of Expanded Dianetics tech and use it as part of some other rundown, or in any way to use it outside of doing a full and complete ExDn program. It must never be done.

SUMMARY

There is no substitute for understanding the structure of the mind, the basics of Dianetics and the full theory of Expanded Dianetics.

With knowledge of these, one can expertly program and C/S any case from a state of psychosis to one of health and sanity.

L. RON HUBBARD
Founder

Compilation assisted by
LRH Technical Research
and Compilations



THE INT RUNDOWN SERIES

HUBBARD COMMUNICATIONS OFFICE
Saint Hill Manor, East Grinstead, Sussex

HCO BULLETIN OF 4 OCTOBER 1978

Remimeo
Auditors
C/Ses
Class V Grad
Checksheet
Tech/Qual

Interiorization Rundown Series 1

INTERIORIZATION HANDLING SIMPLIFIED

Refs:

HCOB 4 Jan. 71R	Int RD Series 2 EXTERIORIZATION AND HIGH TA, THE INTERIORIZATION RUNDOWN REVISED
HCOB 24 Sept. 78 I	Int RD Series 4 THE END OF ENDLESS INT REPAIR RUNDOWN

EXTERIORIZATION

Exteriorization is defined as the act of moving out of the body with or without full perception.

It is the fact of this act which proves that the individual is not a body but an individual. This discovery in 1952 proved beyond any question the existence of a thetan, that the individual was a thetan, not a body, and disproved that man was an animal, and proved that he was a spiritual being, timeless and deathless.

The issues on exteriorization and interiorization and the handling of out-Int have now been collected into the Interiorization Rundown Series.

We have had the remedy for out-Int, the Interiorization Rundown, for some years now, but we have also had pcs who ran into the need for excessive repair of the remedy itself. Much of this need for repair has stemmed from auditor errors in running or repairing Int, and these have been enumerated on other bulletins.

Whatever the reasons for repair, a simple, effective method of repairing Int was needed. This need has now been filled with the release of the new End of Endless Int Repair Rundown.

With the research that was done to develop this repair rundown, which uses Recalls, I have also had the opportunity to reevaluate the original Int Rundown itself. The result is a newly revised Int Rundown.

So we have two very effective new tools for handling Int:

1. A simplified Interiorization Rundown



2. The End of Endless Int Repair Rundown, which handles Int repair smoothly and terminatedly by a special method of assessment and running it on Recall Flows.

The full steps of both of these rundowns are included in issues in the Interiorization Rundown Series.

Note: Per HCOB 12 Sept. 78, DIANETICS FORBIDDEN ON CLEARS AND OTs, Dianetic Clears, Scientology Clears and OTs are not to be audited on the Int Rundown, as it uses Dianetics. They may be run on the End of Endless Int Repair RD (HCOB 24 Sept. 78 I, Int RD Series 4), as it runs Int on Recalls.

Additionally, the basics on exteriorization and interiorization are covered quite fully in the Int RD Series, particularly in HCOB 4 Jan. 71R, EXTERIORIZATION AND HIGH TA, THE INTERIORIZATION RUNDOWN REVISED.

Any auditor who is going to go near an Int Rundown or an Int repair action must know those fundamentals cold.

He must understand that it is the *first* of a chain or the first part of an experience or a first experience (basic on the chain of incidents) that has to be run for the chain or incident to erase. In other words, he must understand the principle of getting the earlier beginning to an incident or an earlier incident in order to erase a chain, as in R3RA.

He must understand that if one is IN something, he must have gotten into it. And that, therefore, the beginning of an exteriorization is an interiorization.

The full theory on this also is covered in the above HCOB 4 Jan. 71R, which the auditor should be fully familiar with.

There is some further data which you should have on the subject of Int and flows.

Basically, Int is a compound of stuck flows and prior incidents. There is a stuck flow of obsessively going in. In most of the pc's Int engrams, you've got an operating trigger that puts him into them. The earlier beginning is always "in." These must be audited out, blown, before you're through with Int.

The way this trigger works is, for example, a pc may blow out of his head with F/N, VGIs on Tuesday. But he has not erased the basic on Int. He went out on a "reaction flow" on Tuesday. On Friday he comes in with his TA at 5. What has happened is the flow has retriggered. He's now blown back in on a "re-reaction flow." Any regular auditing and he will plow in deeper. So you've got to handle his Int terminatedly.

Prior to now, an Int Rundown has been done by clearing and then assessing the Int buttons "went in" and "go in." If one of them read, the Int button was first run on Recall Triple or Quad Flows, next on Secondaries Triple or Quad Flows, and then on Engrams Triple or Quad Flows. This handled Int for many, many pcs. But it is probable that one reason we also got so many Int repairs was that in many of these repair cases the pc never ran any basic. Beginning the Int



Rundown with Recalls with the stuck flow of “going in” still in operation, you could get a key-out, key-in, key-out, key-in repeatedly and not get to the basic.

We had an exteriorization command in the early years which was “Try not to be three feet back of your head,” and it exteriorized people. But all that did was unstick the flow and trigger the person out of his head. You’re likely to get the same result if you run Int by Recall first crack. You give the command “Recall a time . . .” and, boom, he’s out. But he hasn’t run the basic on Int.

So if you entered an Int Rundown on a Recall basis, you could get some of that mechanism cutting in. And you could get repetitive Int, with the engrams he didn’t run out keying in.

There is another phenomenon that can occur. Time itself can be a stuck flow.

You get a certain number of pcs who can’t move back on the time track more than minutes. They get stuck on the stuck flow of time. On Recall commands such a pc may F/N very quickly. (Or even on an R3RA command, “Locate a time when you went in,” he may run shallow, he may run only locks and F/N quickly.) Then suddenly he hits the skids and goes hurtling backtrack. The flow is reversed and he doesn’t fire out of his head, he fires backwards on the time track, on a restim. And you’ll have out-Int repeating itself all over again. That’s the rest of the mechanism.

Addressed in R3RA engram auditing properly done, always getting the earlier beginning and/or the earlier incident, these chains of incidents on the stuck flow of going in can be audited out in an orderly fashion on the majority of pcs. You erase the engrams and you dissolve the obsessive stuck flow of “going in,” and you have the EP of Int.

Or, at some point in the engram auditing, the flow gets unstuck enough to heave into reverse; it heaves in the opposite direction and it erases itself and the whole package blows. That, too, is an EP for Int which must not be ignored by the auditor. (See HCOB 4 Jan. 71R.)

Thereafter, the pc will usually have no more trouble or concern with Int.

So we are safer entering the Int Rundown by running engrams to begin with, and running only engrams on that rundown, and that is how the revised Int Rundown has now been set up. We had better run the engram chains and their basics out first and then, if repair is needed, repair them with Recalls, using the End of Endless Int Repair Rundown.

MORE ON RECALLS

Entering Int with Recalls has its liabilities, as described above. But there are also definite advantages in having Recalls as a tool to use, as necessary, in running Int on some cases.

You are going to encounter some few isolated instances where the pc can’t run engrams for one reason or another. Such pcs can then be audited by the Recall method as given in the End of Endless Int Repair Rundown, using the rundown not as a repair but as a process. Dianetic Clears, Scientology Clears and



OTs can be handled on out-Int with this method. It can also be used to relieve out-Int on weak or ill pcs until they are up to running engrams.

It is not a fast method. Using the Recall system (per End of Endless Int Repair RD) to run out-Int can go on and on. In time, though, by taking the pc up on a gradient, you can eventually get him to a point where he is actually as-is-ing engrams, blowing them by inspection. The revised Int Rundown is by far the swifter route for handling a pc initially on out-Int.

However, the use of Recalls is ideal in the handling of *repair* of Int, when it is necessary after an Int Rundown has been done. The End of Endless Int Repair Rundown gives the exact method for assessment of the Int buttons and flows and running these on Recalls as a repair action. And here we get a smooth run on the Recall flows and the resolving of any Int troubles.

Thus, from this research we get a new, simplified version of the Int Rundown and an invaluable process for any Int repair.

Further issues in the Int Rundown Series cover these and other technical data relating to Int.

L. RON HUBBARD
Founder



HUBBARD COMMUNICATIONS OFFICE
Saint Hill Manor, East Grinstead, Sussex

HCO BULLETIN OF 4 JANUARY 1971RA
REVISED 8 April 1991

Remimeo
Class V Graduate
Auditors and C/Ses
Tech
Qual

Interiorization Rundown Series 2R

**EXTERIORIZATION AND HIGH TA
THE INTERIORIZATION RUNDOWN REVISED**

Refs:

HCOB 25 Sept. 78R I Rev. 8.4.91	Int RD Series 5R QUAD COMMANDS FOR INT BUTTONS
HCOB 24 Sept. 78RB I Rev. 4.2.89	Int RD Series 4RB THE END OF ENDLESS INT REPAIR RUNDOWN
HCOB 4 Oct. 78	Int RD Series 1 INTERIORIZATION HANDLING SIMPLIFIED
HCOB 12 Sept. 78R Rev. 2.12.85	DIANETICS FORBIDDEN ON CLEARS AND OTs

Note: Clears, OTs and Dianetic Clears are NOT audited on this Int Rundown as they are not to be audited on Dianetics. The reference for handling repair of out-Int on these pcs and pre-OTs is HCOB 24 Sept. 78RB I, Int RD Series 4RB, THE END OF ENDLESS INT REPAIR RUNDOWN.

For a long while we have known that if you audit a person after he or she has exteriorized, you often get a high tone arm, somatics and an upset case.

The answer has *been* to cease to audit a person after exteriorization has occurred.

This is so much a fact that five out of five “in trouble” cases I recently examined had every one of them been audited for some time after they exteriorized.

The TA had or had not gone high but the cases were bogged. They revived at once when the fact of exteriorization was located. F/N, VGIs and, when rehabbed (by counting number of times), somatics ceased.

The rule has been—don’t audit after a pc has exteriorized.

This is one of those very fundamental things that seems to defy research and yet if not solved will keep things messed up. Persons who exteriorize on lower grades need their upper grades and yet if audited further may mess up. This places a limit on auditing and yet the person may still have aberrations and somatics. But the fact of having exteriorized bars the road.



So I got to work and made a breakthrough on it. Hurrah!

It has now been fully vindicated by long tests and is now released for general use.

EXTERIORIZATION

Exteriorization is defined as the act of moving out of the body with or without full perception.

It is the fact of this act which proves that the individual is not a body but an individual. This discovery in 1952 proved beyond any question the existence of a thetan, that the individual *was* a thetan, not a body, and disproved that man was an animal, and that he was a spiritual being, timeless and deathless.

Techniques have existed since 1952 that exteriorize a person. These are not now used because (a) the person, still being aberrated and not Clear, soon returns to his body and (b) when audited thereafter has trouble.

This is a major problem a thetan sometimes has at death. How to exteriorize? He makes it eventually, of course, but he should be able to do so at once.

But, in my research, I found it unreasonable that a person would be hard to audit just because he had exteriorized and had re-interiorized. For he has obviously done just that at every death and birth and must have done so hundreds of billions of times. So why should a recent exteriorization then make him hard to audit? Yet it did.

My asking of that question was the first breakthrough. The rest soon followed.

ENGRAM BEHAVIOR

We know in Dianetics that if you continue to run the last part of an engram which has in fact an earlier beginning which isn't being run and is ignored the TA will go up.

The reason for this is that the *first* of a chain or the first part of an experience or a first experience (basic on a chain of incidents) has to be run for the chain or incident to erase.

If you only ran the end of incidents you would get a high TA and no erasure.

If you only ran incidents late on the chain you would get a high TA.

Pcs are uncomfortable, feel under pressure, when their TA is high (above 3.5 or up).

If you don't erase incidents or chains of incidents when auditing (or key them out as in release), you get a perpetually high TA.

High TA cases have been “overrun” on something. That, however, is a very oversimplified explanation. The truth is that they have been run on something that didn’t erase. The something has an earlier beginning than was detected or an earlier incident. In life, one, having engrams about it, adds new incidents in living until something is “overrun” or done too often. The TA is therefore high.

A TA records MASS. Mental mass has a higher electrical resistance and so measures more “ohms” of resistance, an electrical term for the trouble electricity has in passing through something. The more resistance the more units of resistance are recorded on the meter. The TA actually measures resistance.

Thus, the end of an incident can be restimulated. If the beginning of it is never touched, then one will just accumulate more and more mass.

THE MISSED BEGINNING

What has happened here, as regards exteriorization, is that we have concentrated on EXTERIORIZATION.

If one is IN something, he must have gotten into it.

Therefore, the beginning of an exteriorization is the INTERIORIZATION.

The being went *into* something before he went out of it.

Exteriorization occurs at death. That’s an engram. Interiorization occurs at birth. That’s an engram.

So when somebody goes exterior, he is actually liable to key in having gone interior in the first place.

Get it?

So when you exteriorize somebody or he exteriorizes during auditing, he gets keyed in a bit, and without having audited earlier INTERIORIZATIONS, he has been put in the last part (exteriorization) of an incident which began with interiorization.

Not only are you touching on something (exteriorization) late on a chain (which has hundreds of billions of like incidents ahead of it), you are also touching something which is late in the incident (which began with interiorization).

On both counts, then, the TA may go high.

THE REMEDY

The remedy is to audit out *interiorizations* (i.e., times the person *went in*) using the correctly assessed Int button.

If this is done, then the pc can be audited all you want after exteriorization.

Auditing the interiorizations with R3RA, Quad or Triple Flows, restores the possibility of auditing a pc after an exteriorization has occurred in auditing.

INT RUNDOWN REVISED BY STEPS

Based on recent researches, the original Int Rundown has been newly revised and simplified.

A full array of Int buttons has been added.

The Recall and Secondary steps have been deleted, so the pc gets to the basic of any Int trouble on a faster route.

Int chains are run using a simpler R3RA command for Int and each chain taken to full New Era Dianetics EP.

The revised rundown follows.

THE PROCESS

THE INTERIORIZATION RUNDOWN REVISED

The case supervision directions for an Interiorization RD are to be done by a Scientology auditor who is also a Hubbard New Era Dianetics Auditor.

He must have an excellent command of metering, TRs, R3RA, the theory of Int and the Int RD commands, and he must know and be able to recognize an F/N, a postulate and full Dianetic EP when these occur.

1. Omit ruds of any kind and do *not* attempt a rapid L1C. The TA will just go up out the roof on any type of ruds or list. Simply start the session and go right onto the following steps.
2. With the pc on the meter, have him read pages 1–3 of this bulletin (HCOB 4 Jan. 71RA) through the section entitled “The Remedy.” Clear up any confusion. Handle any misunderstood words. Help the pc do a simple demo of the theory that: “In” is the earlier beginning or the earlier-similar incident of “Out.”

(This is *not* to be a clay demo nor complex. Keep it simple, just ensure the pc gets it.)

3. Clear EXTERIORIZATION with the pc as THE ACT OF MOVING OUT OF THE BODY WITH OR WITHOUT FULL PERCEPTION. Make certain he’s got it. Demo it, if necessary.
4. Check for having been audited after exteriorization. (TA should come down and F/N, cog, VGIs.)
5. Rehab (rehabilitate) this condition by getting or counting the number of times exteriorized. You should get F/N, cog, VGIs.
6. Assess the following list of Int buttons. (Do NOT clear the buttons first.)



INT BUTTONS

GO IN
WENT IN
PUT IN
INTERIORIZED INTO SOMETHING
WANT TO GO IN
CAN'T GET IN
KICKED OUT OF SPACES
CAN'T GO IN
BEING TRAPPED
FORCED IN
PULLED IN
PUSHED IN

If none of the Int buttons read on this assessment, get in Suppress, Invalidate and Misunderstood on the Int button list. (Do not omit this basic rule of assessment. Ref: HCOB 15 Oct. 73RC, C/S Series 87RC, NULLING AND F/Ning PREPARED LISTS)

7. Then clear and demo ONLY the button that reads.

If the pc seems disinterested or unhappy with the button that reads, check False.

Caution: The pc may have an MU which caused a particular button to read. Thus, ensure the button is not reading on an MU, and if a button has read on an MU, then clear it and reassess it. Don't give the pc a wrong item or even monkey around with a wrong item. The above actions help you ensure getting the *correct* Int button.

It is important, in clearing the reading buttons, that the pc understands you will be auditing times he WENT IN or WAS BEING TRAPPED, etc., and NOT "was in" or "was already trapped" or "was stuck in," etc. You will be auditing the actual times the action of moving in occurred.

THE ABOVE CLEARING STEPS ARE VITAL, AS THE PC WILL NOT BE ABLE TO DO THE INT RD OVER MISUNDERSTOODS OR ON A MIS-ASSESSED INT BUTTON. TO AUDIT HIM OVER MUs CONSTITUTES A BREACH OF THE AUDITOR'S CODE. ON THE OTHER HAND, DO NOT OVERDO THESE CLEARING ACTIONS, AS YOU ALREADY HAVE A PC ON YOUR HANDS WHO IS IN TROUBLE.

Note: If none of the Int buttons read even when Suppress, Invalidate and Misunderstood are applied, do *not* clear them and do *not* continue the Int Run-down steps.



8. When the largest reading button has been cleared per step 7, take that button and run it R3RA Quad. (*Triple if pc is only triple.*) Each flow is taken to full Dianetic EP, using the command:

“LOCATE A TIME WHEN YOU (Int button).”

Example:

Int button with largest read: FORCED IN

Run:

F1: LOCATE A TIME WHEN YOU WERE FORCED IN. (To full Dn EP)

F2: LOCATE A TIME WHEN YOU FORCED ANOTHER IN. (To full Dn EP)

F3: LOCATE A TIME WHEN OTHERS FORCED OTHERS IN. (To full Dn EP)

F0: LOCATE A TIME WHEN YOU FORCED YOURSELF IN. (To full Dn EP)

(*Note: The Quad command wordings for each of the Int buttons are listed on HCOB 25 Sept. 78R I, Int RD Series 5R, QUAD COMMANDS FOR INT BUTTONS.*)

DO NOT EVER RUN A PC ON FLOW ZERO FOR THE FIRST TIME ON INT. A TRIPLE PC CAN BE QUADED UP AFTER INT HANDLING IS COMPLETE, BUT IT IS NEVER DONE ON INT HANDLING OR INT REPAIR.

9. When all four flows on the reading button have each been run to full EP, reassess the Int button list per step 6. If another button now reads, repeat steps 7 and 8.

Should you have a persistent F/N after the four flows on the first button have been run, reassess the next day per step 6, and if any button then reads, repeat steps 7 and 8. If, on the other hand, you now have an F/Ning Int button list, it is safe to end off the Int Rundown.

10. Otherwise, you continue to assess the Int button list per step 6 and to run any reading item R3RA Quad (or Triple) per steps 7 and 8, until the entire Int button list is F/Ning on assessment.

DO NOT OVERRUN THE INT RUNDOWN. See section below on “Vital Data on Int RD End Phenomena.”

CAUTION: ANY FLOW ON ANY READING BUTTON MUST BE RUN TO EP IN ONE SESSION, AND THE INT RUNDOWN MUST BE COMPLETED IN AS FEW SESSIONS AS POSSIBLE.



11. The final step, which is done after the final session, preferably on another, later day, is a 2-way comm session on Int/Ext. (Ref: HCOB 30 May 70R, Int RD Series 3, INTERIORIZATION INTENSIVE—2-WAY COMM)

RUNNING INT WITH R3RA

The R3RA steps and procedure are standard except that they address the subject of “interiorization” (expressed as any one of the buttons on the Int button list).

Note that New Era Dianetics preassessment is not included in the revised Int Rundown, nor is the running of AESPs. (See HCOB 24 Sept. 78 II, Int RD Series 13, PREASSESSMENT, AESPs AND INT.)

In running the Int chain (or chains), it is important to run the actual “going in” action which would be near or at the beginning of the incident. Thus, if the pc is running an incident where he is “already in,” ensure you check for an earlier beginning to the incident to pick up the “going in” type of action.

The questions to find an earlier beginning when running R3RA are

“Is there an earlier beginning to this incident?” or

“Does the one we’re running start earlier?” or

“Does there seem to be an earlier starting point to this incident?”

The earlier-similar command when running R3RA is

“Is there an earlier incident when you (Int button)?”

Each flow must be taken to basic and the full Dianetic EP of F/N, postulate (postulate off = erasure) and VGIs.

The auditor must have an excellent command of New Era Dianetics tech.

(Reference for New Era Dianetics R3RA commands and procedure is HCOB 26 June 78RA II, NED Series 6RA, ROUTINE 3RA, ENGRAM RUNNING BY CHAINS.)

VITAL DATA ON INT RD END PHENOMENA

Exteriorization is not the EP of the Int Rundown. If it happens that the pc goes exterior during the RD, you end off gently as in any other auditing. But that is not the EP, and you may have to pick him up again later and complete the Int RD or handle it with the End of Endless Int Repair Rundown.

The EP of the Int Rundown is no more concern or trouble with exteriorization or interiorization.

This is generally accomplished by auditing the pc to an F/Ning Int button list.

But there is another phenomenon that can occur while running Int. IT IS VITAL THAT AN AUDITOR DOES NOT MISS THIS SHOULD IT HAPPEN.

It goes like this: You're auditing along and suddenly some mass discharges, down comes the TA, you suddenly have a floating TA, and that's it. The pc has hit the EP.

If you proceed past that point you're in trouble. You *DON'T* then reassess the Int button list and you *DON'T* continue running Quad Flows, even if all the flows have not yet been run on one reading button.

You do nothing but take your paws off the meter and gently end the session. If you do otherwise, you can mess up a case.

It isn't exteriorization. Exteriorization could occur at the same time; however, we could not care less because exteriorization is not the EP of the process.

But at *ANY* point at which the above phenomenon occurs on the Int RD—mass moves off, the TA comes crashing down and you can't keep the needle on the dial because the TA itself is floating—you end off the rundown because you have the EP.

What has happened here is that you've blown the stuck flow of "going in."

Int sends the TA up because the person has plowed deeper into more and more mass and come out of less and less mass. You have been auditing the pc on what has been, for eons, a stuck flow of obsessively going in. At any point in the auditing that stuck flow can suddenly give way. It heaves in the opposite direction and the stuck flow of "going in" vanishes.

When that happens, it's the end of the process, as that is all you want to accomplish with the Int Rundown.

If you were then to check the Int button list (which you *DO NOT DO AT THIS POINT*), you would find the Int buttons all F/Ning.

FUTURE AUDITING

When the pc has attained the EP of Int, either on the above phenomenon or by reassessing the Int buttons and running them on the flows to an F/Ning Int button list, one should now be able to audit the pc even after exteriorization.

However, HCOB 7 Mar. 75, EXT AND ENDING SESSION, would still be applied.

WARNING

The Int Rundown is a major case action and should only be run when the pc is rested and in good physical shape.

THE END OF ENDLESS INT REPAIR

The End of Endless Int Repair Rundown (HCOB 24 Sept. 78RB I, Int RD Series 4RB, THE END OF ENDLESS INT REPAIR RUNDOWN) is the superbly workable new process just developed to handle any needed Int repair.



It resolves any Int troubles that might persist even after a pc has had an Int Rundown done totally standardly.

It does not replace the Int Rundown; rather, it complements it, when necessary, as it runs Int by Recalls. We audit out the Int engrams on the Int Rundown. Then if repair is needed, the End of Endless Int Repair Rundown can be used to clean it up smoothly with Recalls. It is the answer to overrepair of Int on any pc.

Additionally, it can be used for handling Int repair on Clears, OTs and Dianetic Clears.

The above HCOB, 24 Sept. 78RB I, fully covers the purpose and use of this valuable new repair rundown.

SUMMARY

If a pc goes exterior on Dianetics or any Scientology auditing, you must, as his next session, check the Int buttons for read, and if any read, clear them and do the new, vastly simplified and revised Int Rundown using the above C/S. With this done the pc can go on being audited. And if repair is needed, the End of Endless Int Repair Rundown is the answer.

These new developments and refinements give us a simpler, more thorough tech for resolving Int than we have ever had before.

The way is open to more powerful OTs.

All fundamental discoveries are essentially simple ones.

L. RON HUBBARD
Founder

Revisions assisted by
LRH Technical Research
and Compilations



HUBBARD COMMUNICATIONS OFFICE
Saint Hill Manor, East Grinstead, Sussex

HCO BULLETIN OF 30 MAY 1970R
REVISED 23 SEPTEMBER 1978

Remimeo
C/Ses
Tech/Qual
Auditors
Class IV Grad
Checksheet

Interiorization Rundown Series 3

**INTERIORIZATION INTENSIVE
2-WAY COMM**

The Interiorization Rundown Revised (HCOB 4 Jan. 71R, EXTERIORIZATION AND HIGH TA, THE INTERIORIZATION RUNDOWN REVISED) is ALWAYS followed by a final session with "2-way comm on interiorization-exteriorization."

If the interiorization auditing has to be repaired, that is done first, of course.

BUT AN INTERIORIZATION RUNDOWN IS NEVER COMPLETE UNTIL AN ADDITIONAL LATER SESSION IS GIVEN ON 2-WAY COMM ON INTERIOR-EXTERIOR.

A C/S in repairing cases should always look to see if a pc:

1. Has exteriorized at some time during auditing.
2. If the pc has exteriorized and has not had an Int RD, Int must be checked, per HCOB 4 Jan. 71R, and if charged, the only C/S that can now be done is the Interiorization Rundown (except on Clears or above, who get the Recall version).
3. If an Int Rundown has been given, then the C/S must check to see if a later session was given on "2-way comm Int-Ext."
4. If this 2-way comm was omitted, or not in a separate session, then "2-way comm on Int-Ext" must be ordered even if there have been several intervening sessions.

THE PROCESS

As an auditor, you would give the pc an R-factor that you are going to go over the subject of interiorization and exteriorization with him.

Get him to tell you how he feels about these, based on the Int button(s) that was assessed and run, and on the subject of Int in general.

The 2-way comm session is always taken to F/N.

COG

It is *usually* the case that the pc did not fully cognite when he had the Int Rundown. His TA may stay high after an Int session. O/R is of little use to get it down. What's missing is the 2-way comm session. In it the pc usually cognites and things then go right.



The current C/S and auditor error is trying to do everything briefly and all at once. Ordering an Int Rundown and 2-way comm on it in the same session would be part of such an erroneous trend.

The 2-way comm must be *another* session, preferably on another, later day.

It is a flagrant C/S error to omit “2-way comm Int-Ext” after an Interiorization Rundown session.

The signal to order a check on interiorization per HCOB 4 Jan. 71R is pc went exterior in auditing or has been found to have gone exterior. Auditing will not run well when the pc is audited past or after exteriorizing.

If charged, an Int Rundown must now be ordered.

If unsuccessful, it must be repaired.

Successful or repaired, an Int Rundown must be followed by the 2-way comm session.

Two-way comm must be done with exact TRs. The auditor must not Q-and-A. He must not evaluate (tell the pc what it’s all about).

Two-way comm is a precision process. The pc is kept talking, not by giving him commands. He is kept on the subject of Int-Ext (or the 2-way comm subject), not encouraged to leap about by Q and A.

You cannot consider an Interiorization Rundown complete unless followed by 2-way comm.

If the case hasn’t had it following his Int Rundown, he must be ordered to it.

L. RON HUBBARD
Founder



HUBBARD COMMUNICATIONS OFFICE
Saint Hill Manor, East Grinstead, Sussex

HCO BULLETIN OF 24 SEPTEMBER 1978RB

Issue I

REVISED 4 FEBRUARY 1989

Remimeo
Auditors
C/Ses
Class V Grad
Checksheet
Tech/Qual

URGENT-IMPORTANT

Interiorization Rundown Series 4RB

THE END OF ENDLESS INT REPAIR RUNDOWN

Refs:

HCOB 4 Jan. 71R	Int RD Series 2
Rev. 24.9.78	EXTERIORIZATION AND HIGH TA THE INTERIORIZATION RUNDOWN REVISED
HCOB 29 Oct. 71RA	Int RD Series 12
Rev. 24.9.78	INT RUNDOWN CORRECTION LIST REVISED

(NOTE: Before running a pc on this rundown, get the auditor M9ed and M4ed and star-rated on the RD. Also make sure that he can operate a meter and do TRs if he has trouble with it in the future. Out-Int as a case condition along with R3RA audited over and beyond Dianetic Clear are primary reasons for case bogs. The percentage of out-Int may be as much as 75 percent in any given area. Therefore, the Int Rundown run with NED on non-Clears and the End of Endless Int Repair Rundown are the most important single auditing actions an auditor can do and will produce the most surprising results when the condition is present and is expertly audited.)

We needed a rundown that would handle what, for some pcs, has been an endless trail of repair of repair of repair of Int.

I have now fully researched and developed the process to handle this and can release it for broad use.

THE END OF ENDLESS INT REPAIR RUNDOWN is just that.

It is the answer to Int troubles.

The rundown consists of running Int by recall by a very precise and simple method.

At first glance it would not seem possible that such a process would handle the more resistive-appearing Int repair problems which keep coming up on some pcs. This appearance is deceptive, however, as the process is very, very effective. It runs lightly and easily but with far-reaching results.

Of course an Int Rundown has to be run, per HCOB 4 Jan. 71R, Int RD Series 2, EXTERIORIZATION AND HIGH TA, THE INTERIORIZATION



RUNDOWN REVISED, but when it is later found that the Int Rundown must be repaired then this rundown is used.

It is not a substitute for the original Int Rundown, which was revised in 1978 with several more buttons and New Era Dianetics commands added (HCOB 4 Jan. 71R, Int RD Series 2, EXTERIORIZATION AND HIGH TA, THE INTERIORIZATION RUNDOWN REVISED). Rather, it complements it. It also is not a substitute for the Int Rundown Correction List.

WHO MAY RECEIVE THE RUNDOWN

The prime purpose and use of the End of Endless Int Repair Rundown is, exactly as its name implies, to handle an endless “repair of repair of repair” of Int. If a regular Int Rundown has been done and Int continues to kick in after fully standard Int correction, the End of Endless Int Repair Rundown is the answer. It effectively resolves persistent Int problems.

The End of Endless Int Repair Rundown can be run on Dianetic Clears as it addresses Int with recalls. Remember that engrams (as addressed in the Int Rundown) cannot be run on a Dianetic Clear so if the person has gone Dianetic Clear and his Int is still out for some peculiar reason best known to man or beast, and assessment and handling of an Int Rundown Correction List hasn’t remedied the matter, the only choice we have is the End of Endless Int Repair Rundown.

It can *NOT* be run on any pc or pre-OT in the Non-Interference Zone (those between R6 Solo and OT III attest). As the End of Endless Int Repair Rundown is a major action, not a repair action, it is forbidden to run it on anyone in the Non-Interference Zone. If a person in this band is reading on out-Int and has had an Int Rundown or End of Endless Int Repair Rundown previously, he should be given an Int Rundown Correction List.

Delivery of the End of Endless Int Repair Rundown to OT IIIs and above is covered in HCOBs issued to auditors and C/Ses in AOs.

In certain isolated cases this process could be used as a *preliminary* method for handling Int on pcs who are weak or ill and not immediately up to running engrams. It is also used to cool down out-Int on a pc who exteriorizes on Objectives or Expanded Lower Grades and has not yet had a Dn C/S-1 or any NED auditing. But it is not a substitute for the Int Rundown and in these instances you may find the pc eventually needs the Int Rundown itself.

USE OF THE INT RUNDOWN TABLE

Before beginning a Progress Program or a repair action such as a C/S 53 on a pc, the auditor and C/S must do a thorough folder study and make sure the pc’s FES and FES Summary are in PT. (Ref: HCO PL 19 Mar. 72, Auditor Admin Series 5, C/Sing OR AUDITING WITHOUT FOLDER STUDY; HCOB 29 Jan. 81R, Auditor Admin Series 24RA, FES CHECKLISTS AND SUMMARY) One of the steps of doing a complete FES Summary is filling out the Int Rundown Table for the pc. A copy of the table is included as Attachment No. 1 of this HCOB; it is filled out and placed in the front of the pc’s folder, along with the FES Checklists. The table covers the pc’s grade, whether he has had an Int



Rundown, whether he has had an Int Rundown Correction List and other essential data on the pc with regard to out-Int and its handling. By studying the data contained on this table the auditor knows, before he ever goes into a session, the correct action to take if he should find the pc reading on out-Int.

SUSPECTED OUT-INT

When you have a pc whose Int is *suspected* to be out, the first thing you have to determine is whether Int actually *is* out. You cannot audit the person on anything else besides Int if Int is out.

If the pc's Int appears to be out, the usual action would be to assess the Int buttons in Section A of the C/S 53, being careful to verify the fact that you actually have had a read. You verify this, where there is any question of the validity of a read (such as where the pc has BIs or any protest on taking up the subject of Int), by use of the False and Protest buttons. If it is a valid read you would not proceed with the C/S 53; this is the one exception on the C/S 53 whereby you do not just F/N the read on the C/S 53 and go on.

THE END OF ENDLESS INT REPAIR RUNDOWN PROCEDURE

Having determined that you are going to do the End of Endless Int Repair Rundown, you proceed as per the steps below. Do not engage in flying ruds, Word Clearing, Touch Assists, Havingness or any other auditing over out-Int.

0. **CONDITIONAL:** If the rundown is being done on a pc or pre-OT who has not had an Int Rundown previously, do the following steps, 0a-0b:
 - 0a. With the pc on the meter, have him read HCOB 4 Jan. 71R, INT RD Series 2, EXTERIORIZATION AND HIGH TA, THE INTERIORIZATION RUNDOWN REVISED, from the beginning of the HCOB's text through to the end of the section entitled "The Remedy." Clear up any confusion. Handle any misunderstood words. Have the pc do a simple demo of the theory that "In" is the earlier beginning or the earlier-similar incident of "Out."

(This is *not* to be a clay demo nor complex. Keep it simple, just ensure the pc gets it.)

- 0b. Clear EXTERIORIZATION with the pc as THE ACT OF MOVING OUT OF THE BODY WITH OR WITHOUT FULL PERCEPTION. Make certain he's got it. Have him demo it, if necessary.
 1. The auditor has the pc demonstrate the various flows. Remember that this must not be arduous because it is actually almost auditing to do this and the person's Int is out. If the pc is a Triple pc, have him demonstrate Flows 1, 2, 3. If the pc is a Quad pc, have him demonstrate Flows 1, 2, 3, 0. (This step is done even if the pc has had the Int Rundown previously.)
 2. Assess the list of Int buttons. Take the largest read. The Int buttons are:



GO IN
WENT IN
PUT IN
INTERIORIZED INTO SOMETHING
WANT TO GO IN
CAN'T GET IN
KICKED OUT OF SPACES
CAN'T GO IN
BEING TRAPPED
FORCED IN
PULLED IN
PUSHED IN

3. You then proceed to run the largest reading button with the End of Endless Int Repair Rundown. This is done by assessing the flows, taking the flow that reads the largest and using the Recall Process that applies to that flow, running it until an F/N is achieved.

EXAMPLE:

Int button assessed: PUT IN

Assess the four flows with the wordings for that button but *without* using the word "Recall":

F1: . . . you were put in something? x
F2: . . . you put another in something? LF
F3: . . . others put others in something? x
F0: . . . you put yourself in something? sF

Flow 2 reads best, so run Flow 2 repetitive to F/N, using the entire Recall command, i.e., "Recall a time when you put another in something." Then reassess all four flows, as above, using the same Int button.

The Recall commands for "PUT IN" are:

F1: "Recall a time when you were put in something."
F2: "Recall a time when you put another in something."
F3: "Recall a time when others put others in something."
F0: "Recall a time when you put yourself in something."

A complete listing of the Recall commands for all four flows of each Int button is given in HCOB 25 Sept. 78 I, Int RD Series 5, QUAD COMMANDS FOR INT BUTTONS.

4. When the largest reading flow has been run, reassess all flows. You'll find the one you ran will be F/Ning. Another flow will be reading. Run the best reading flow by the Recall Process until it F/Ns. You repeat this procedure until all flows F/N. Then go on to step 5.



If, while you are running the flows on a button, the pc has a large cog, F/N, VGIs, remember that you may have blown all flows. (This can and does happen in Int Rundowns—the original Int Rundown with New Era Dianetics commands and the End of Endless Int Repair Rundown—and is the commonest cause of overrun Int.) At that moment without interrupting the pc's cognition you realize that you are finished with assessing the flows of that button. For caution's sake, you check the button to see if it now reads. Of course it will F/N.

5. You now reassess the whole list of Int buttons. The whole list might F/N at this point. On the other hand it might not. If you get a read on this assessment, you treat it exactly the same as you did previously, with steps 3, 4 and 5. You keep this up until you get an F/Ning assessment of the Int buttons.
6. You then wait a week and reassess the Int buttons list again. If you get a read, check for false read, check for protest. Make sure it is a valid read that you have and if it is, you treat that button exactly the same as above and proceed per steps 3, 4 and 5. False reads on the week-later assessment, protest reads on it or the pc suffering from something else entirely besides out-Int may cause a read to occur on this assessment, so you have to be very certain that it is a read on Int before you proceed.

When you get an F/Ning assessment of the Int buttons after the one-week wait, the End of Endless Int Repair Rundown is complete, and the pc is sent to Declare.

7. After an End of Endless Int Repair Rundown has been completed on a case and declared, the next, mandatory action is a C/S 53, assessed and handled to F/Ning list. The reason for this is that there are other things that can be wrong with a case that the End of Endless Int Repair Rundown does not handle. By doing the C/S 53 to F/Ning list these can be picked up and handled.

ONE-WEEK WAIT

The one-week wait is a compromise for the three to ten day key-out period; you can't say "wait for three to ten days," so it is set at one week.

During the rundown there may have been a momentary stir-up of some kind, such as a tiny ripple on an auditor's TRs rendition, or a badly mishandled origin that caused an ARC break needle. By waiting a week such trouble can key out before you assess the buttons list again.

It may also be that on first F/Ning the Int buttons list you were riding a win, a persistent F/N, so that the whole subject of Int was not actually handled; then, during the week wait you may get an environmental restimulation. For example, during the week wait the person goes back to his office and sits down and says "Ah, I wish I were out playing golf," and keys back in on Int. This can happen because you are only addressing Int with recalls. The truth of the matter in such a situation would be that there must be an engram pretty close to the surface still. The assessment after the week wait picks up the point that was missed; then running it on Recalls will probably blow it for good.

You handle the buttons to F/Ning assessment and then that is the end of that. (There is no second wait for another week.)



If during the one-week wait the pc goes BIs or originates that Int is still out, you would not need to wait out the whole week before giving the next session, as you now know he is no longer on a persistent F/N and that there is more to handle.

END PHENOMENA

The EP of the End of Endless Int Repair Rundown is *no more concern or trouble with exteriorization or interiorization*.

This is accomplished by auditing the pc to an F/Ning Int button list.

However, there is another phenomenon that can occur which signals that the rundown has been completed: you get a floating TA, a big mass blown off and the pc is in PT. If this occurs at any point during the rundown you gently end the session right at that point, and the pc is C/Sed to attest to completion of the rundown.

The pc may go exterior during the rundown, and if he does the session is ended. (Ref: HCOB 7 Mar. 75, EXTERIORIZATION AND ENDING SESSION) Exterior is not the EP of the rundown however.

CAUTIONS AND C/S TIPS

Pc having few cognitions

There is another way of addressing the End of Endless Int Repair Rundown if the pc isn't getting cognitions to amount to anything during the rundown.

When you get all flows on a button F/Ning, you can end off the session and check the next day to see if that button is still reading. If it is, you assess the flows for that button and handle per steps 3 and 4 of the End of Endless Int Repair Rundown procedure. When the flows of that button are F/Ning, you end off for the day. The next day you repeat this procedure and keep this up each day until you find that the button F/Ns on being checked. When this occurs, go on with step 5 of the rundown's procedure.

The theory here is that sometimes you have a not very responsive pc, and it takes several days of assessment of the flows which F/Ned yesterday to carry the F/N through a whole day. These flows often read again the next day. This is because you are running Recall Processes, and Recall Processes are simply key-outs. Therefore, you are getting something keying in and keying out and keying in and keying out. This is eventually overcome by following these steps.

Simplicity

The procedure for this rundown is very simple. Its simplicity is such that it can be very easily mucked up. So *keep* it simple by ensuring that any auditor delivering the rundown is thoroughly trained in the theory of Int-Ext and the theory and procedure of the rundown itself.



Pc BIs during or after the one-week wait

If the pc is BIs or caved in utterly during or after the one-week wait, the C/S must get the End of Endless Int Repair Rundown auditing FESed and determine what has gone wrong. The main things the C/S is looking for are:

- a. Int wasn't out in the first place,
- b. The pc has been run on false reads,
- c. The pc was suffering from something else entirely than out-Int,
- d. The auditor's TRs were bad,
- e. The auditor broke the Auditor's Code,
- f. The auditor's metering was bad, giving wrong assessments (includes the possibility of an Int Rundown Correction List having been misassessed),
- g. The auditor overran F/Ns,
- h. The auditor reran a flow that had just F/Ned, invalidating the F/N just gotten,
- i. The pc had a Mis-U on the word "Recall" and was trying to run through engrams on the Recall Process,
- j. The pc had a major cog and release on the subject of Int, but the auditor kept on going,
- k. The pc was audited on some action other than Int while Int was out,
- l. Errors on the original Int Rundown weren't repaired before starting the End of Endless Int Repair Rundown.

If a C/S can't tell by FES and folder inspection which of these it is he can have the pc interviewed by a D of P to find out, or even get these points (a) to (l) assessed in a session using the questions given below.

END OF ENDLESS INT REPAIR RUNDOWN DEBUG ASSESSMENT

This assessment is done in session using Method 5 assessment. Once the assessment has been done and its reads handled, the End of Endless Int Repair Rundown is completed to EP (if not already completed as part of handling the reading assessment questions).

- a. **INT WASN'T OUT IN THE FIRST PLACE?** _____
(Indicate it. If no F/N, date/locate that point.)
- b. **WERE YOU RUN ON FALSE READS?** _____
(2WC E/S to F/N.)
- c. **WAS THE PROBLEM SOMETHING OTHER THAN OUT-INT?** _____
(Find out what and handle.)



- d. **WERE THE AUDITOR'S TRs BAD?** _____
(2WC E/S to F/N.)
- e. **DID THE AUDITOR BREAK THE AUDITOR'S CODE?** _____
(2WC E/S to F/N.)
- f. **WAS THERE A WRONG ASSESSMENT OR SOME OTHER KIND OF METERING ERROR?** _____
(2WC E/S to F/N.)
- f-1. **WAS AN INT RUNDOWN CORRECTION LIST MISASSESSED?** _____
(2WC E/S to F/N. If not now fully handled, assess and handle an Int Rundown Correction List.)
- g. **WERE F/Ns OVERRUN?** _____
(Rehab the F/Ns that were overrun, each to F/N.)
- h. **WAS AN F/N ON A FLOW INVALIDATED?** _____
(Indicate. Rehab the flow to F/N.)
- i. **DID YOU HAVE A MISUNDERSTOOD ON WHAT YOU WERE SUPPOSED TO DO ON THE RECALL PROCESSES?** _____
(Get what the misunderstood was and clear it to F/N. If the MU was on one of the buttons or flows, find out if the button or flow itself was charged and if so, flatten it to EP.)
- j. **DID THE AUDITOR KEEP ON GOING PAST A MAJOR COGNITION OR RELEASE ON THE SUBJECT OF INT?** _____
(Indicate. Date/locate the point of the major cognition or release.)
- k. **WERE YOU AUDITED ON SOME ACTION OTHER THAN INT, WHILE INT WAS OUT?** _____
(Indicate it, and that this should not have been done. Complete the End of Endless Int Repair Rundown.)
- l. **BYPASSED CHARGE ON THE ORIGINAL INT RUNDOWN THAT HAS NOT BEEN HANDLED?** _____
(Assess and handle an Int Rundown Correction List.)

REPAIRING REPAIR

Over the years there have been times when Int auditing has tended to be flubby. Int repair has been far too frequent and even repetitive on some pcs. Some auditors and C/Ses have decided Int Rundowns were “delicate” or “difficult” or very special. Well, Int is special and sometimes delicate, but it’s not difficult.



If an auditor is going to audit the Int Rundown successfully he must be skilled at metering, he must be flubless on R3RA and the commands of the process, and understand the theory of Int. He must know what an F/N is and what a Dianetic EP is and be able to recognize these when they occur.

Much of the Int repair needed stems from errors made by auditors (or C/Ses): running Int when it was not needed, running it with the idea it would exteriorize the pc, auditing the rundown over misunderstands, overrunning the rundown. These are all violations of the Auditor's Code, many of them then further complicated by Dianetic errors in running or repairing Int.

There is another factor regarding the original Int Rundown which must not be overlooked. Although it comes under the heading of "overrunning the Int Rundown," it is sometimes neither seen nor understood. In doing the original Int Rundown it can occur that it completes before all flows are run.

EXAMPLE: The auditor runs Flow 1 on engrams on the Int Rundown, then Flow 2, and suddenly gets a wide, persistent F/N and a dramatic resurgence of the pc. The TA goes into lower range and the pc is bright and smiling. Then the auditor, if he's an idiot, proceeds to robotically run Flow 3 and Flow 0. The TA goes back up, the pc's chronic headache turns back on and the pc is set up for an endless repair of Int.

I have seen this happen several times. The Int Rundown finished itself and nobody noticed except the pc. This is probably the most flagrant cause of Int repair and is peculiar to this rundown.

The way to handle this is to rehab the point of completion as best you can and then run the recall version as given above and you will find that it usually comes out straight. The best way to handle, of course, is to do it right in the first place.

But if, added to any or all of the above, you get an Int Rundown Correction List misassessed so that what's really wrong is missed and a falsely reading item taken up, you wind up with a mess.

There is no excuse for overrunning the rundown, for Auditor's Code breaks, poor metering or flubby Dianetic auditing.

On the other hand, interiorization, like any other condition connected with engrams, may have many chains connected with it. Thus, the process of day-to-day living can restimulate those chains and throw Int out.

A C/S, faced with the possibility of any or all of the above being wrong could find himself staring into a maze. And he could err and order correction list after correction list, ad infinitum.

The rule is:

THE CORRECT ACTION TO TAKE *FIRST*, IF SOMEONE IS HAVING TROUBLE WITH INT, IS TO ALWAYS GET A THOROUGH FES DONE ON THE ORIGINAL INT RUNDOWN ITSELF AND ANY INT REPAIRS THAT HAVE BEEN DONE—BEFORE ANOTHER CORRECTION LIST IS ORDERED.



Very often the answer to the puzzle then leaps out.

Get the errors corrected *correctly*. Any misassessed lists, misrun Dianetic chains, code breaks—get it all cleaned up by an auditor who can read a meter and run and repair Dianetics flublessly. Don't let any auditor who isn't flubless on these points near an Int pc.

With the errors truly and standardly handled and out of the way, if Int then continues to kick in, it's not another Int Rundown or another Int Correction List, it's the END OF ENDLESS INT REPAIR RUNDOWN you use.

Run it to its EP and that will be the end of the trail of endless Int repair.

If the C/S is in doubt about all this and gets into a mess trying to repair chains, he can cut directly onto this repair rundown as above with simply the Recall Processes, and he will get someplace.

There is no reason now for any pc (or C/S) to continue to be plagued with Int troubles.

We have here a rundown which is easily and simply done, which can be done on pcs and pre-OTs who cannot be run on engrams, and is a rescue from over-repair.

L. RON HUBBARD
Founder

Revision assisted by
LRH Technical Research
and Compilations



INT RUNDOWN TABLE

This table contains the key data a C/S and auditor need in order to determine the correct steps to take in handling a pc who is reading on out-Int, per HCOB 24 Sept. 78RB, Int RD Series 4RB, THE END OF ENDLESS INT REPAIR RUNDOWN.

The table is filled out as part of doing a standard FES Summary. (Ref: HCOB 29 Jan. 81R, Auditor Admin Series 24RA, FES CHECKLISTS AND SUMMARY) The completed table is placed in the front of the pc's folder, along with the FES Checklists.

- A. **IS THE PERSON A DIANETIC CLEAR?** _____
- B. **IS THE PERSON IN THE NON-INTERFERENCE ZONE (BETWEEN R6 SOLO AND OT III COMPLETION)?** _____
- C. **HAS THE PERSON BEEN AUDITED ON THE FULL INT RUNDOWN? WAS THE RUNDOWN STANDARDLY DONE, TO EP?** _____
- D. **HAS THE PERSON BEEN AUDITED ON THE END OF ENDLESS INT REPAIR RUNDOWN PREVIOUSLY? WAS THE RUNDOWN STANDARDLY DONE, TO EP?** _____
- E. **HAS THE PERSON HAD AN INT RUNDOWN CORRECTION LIST, INCLUDING REPAIR OF ANY DIANETIC FLUBS?** _____
- F. **WAS THE INT RUNDOWN CORRECTION LIST STANDARDLY DONE BY AN AUDITOR WHO CAN HANDLE A METER AND MAKE A PREPARED LIST READ, WITH ALL HANDLINGS TAKEN TO FULL EP?** _____

End of Attachment



HUBBARD COMMUNICATIONS OFFICE
Saint Hill Manor, East Grinstead, Sussex

HCO BULLETIN OF 25 SEPTEMBER 1978R

Issue I

REVISED 8 APRIL 1991

Remimeo
Cl V Graduate
Auditors and C/Ses
Tech/Qual

Interiorization Rundown Series 5R

QUAD COMMANDS FOR INT BUTTONS

Refs:

HCOB 4 Jan. 71RA	Int RD Series 2R
Rev. 8.4.91	EXTERIORIZATION AND HIGH TA, THE INTERIORIZATION RUNDOWN REVISED
HCOB 24 Sept. 78RB I	Int RD Series 4RB
Rev. 4.2.89	THE END OF ENDLESS INT REPAIR RUNDOWN

NOTE: IN USING THESE COMMANDS (R3RA AND RECALLS) DO NOT *EVER* RUN A PC ON FLOW ZERO FOR THE FIRST TIME ON INT. HANDLING INT BY ANY METHOD IS NOT THE TIME TO INTRODUCE A FLOW ZERO ON A PC. A TRIPLE PC CAN BE QUADED UP *AFTER* INT HANDLING IS COMPLETE, BUT IT IS NEVER DONE ON INT HANDLING OR INT REPAIR.

INTERIORIZATION RUNDOWN REVISED

The following are the R3RA Quad Flows commands for each of the Int buttons on the Interiorization Rundown Revised.

1. GO IN/WENT IN:

- F1: LOCATE A TIME WHEN YOU WENT IN.
- F2: LOCATE A TIME WHEN YOU CAUSED ANOTHER TO GO IN.
- F3: LOCATE A TIME WHEN OTHERS CAUSED OTHERS TO GO IN.
- F0: LOCATE A TIME WHEN YOU CAUSED YOURSELF TO GO IN.

2. PUT IN:

- F1: LOCATE A TIME WHEN YOU WERE PUT IN SOMETHING.
- F2: LOCATE A TIME WHEN YOU PUT ANOTHER IN SOMETHING.
- F3: LOCATE A TIME WHEN OTHERS PUT OTHERS IN SOMETHING.



F0: LOCATE A TIME WHEN YOU PUT YOURSELF IN SOMETHING.

3. INTERIORIZED INTO SOMETHING:

F1: LOCATE A TIME WHEN YOU INTERIORIZED INTO SOMETHING.

F2: LOCATE A TIME WHEN YOU INTERIORIZED ANOTHER INTO SOMETHING.

F3: LOCATE A TIME WHEN OTHERS INTERIORIZED OTHERS INTO SOMETHING.

F0: LOCATE A TIME WHEN YOU INTERIORIZED YOURSELF INTO SOMETHING.

4. WANT TO GO IN:

F1: LOCATE A TIME WHEN YOU WANTED TO GO INTO SOMETHING.

F2: LOCATE A TIME WHEN YOU CAUSED ANOTHER TO WANT TO GO INTO SOMETHING.

F3: LOCATE A TIME WHEN OTHERS CAUSED OTHERS TO WANT TO GO INTO SOMETHING.

F0: LOCATE A TIME WHEN YOU CAUSED YOURSELF TO WANT TO GO INTO SOMETHING.

5. CAN'T GET IN:

F1: LOCATE A TIME WHEN YOU COULDN'T GET IN.

F2: LOCATE A TIME WHEN YOU CAUSED ANOTHER TO BE UNABLE TO GET IN.

F3: LOCATE A TIME WHEN OTHERS CAUSED OTHERS TO BE UNABLE TO GET IN.

F0: LOCATE A TIME WHEN YOU CAUSED YOURSELF TO BE UNABLE TO GET IN.

6. KICKED OUT OF SPACES:

F1: LOCATE A TIME WHEN YOU WERE KICKED OUT OF SPACES.

F2: LOCATE A TIME WHEN YOU KICKED ANOTHER OUT OF SPACES.

F3: LOCATE A TIME WHEN OTHERS KICKED OTHERS OUT OF SPACES.

F0: LOCATE A TIME WHEN YOU CAUSED YOURSELF TO BE KICKED OUT OF SPACES.



7. CAN'T GO IN:

- F1: LOCATE A TIME WHEN YOU COULDN'T GO IN.**
- F2: LOCATE A TIME WHEN YOU CAUSED ANOTHER TO BE UNABLE TO GO IN.**
- F3: LOCATE A TIME WHEN OTHERS CAUSED OTHERS TO BE UNABLE TO GO IN.**
- F0: LOCATE A TIME WHEN YOU CAUSED YOURSELF TO BE UNABLE TO GO IN.**

8. BEING TRAPPED:

- F1: LOCATE A TIME WHEN YOU WERE BEING TRAPPED.**
- F2: LOCATE A TIME WHEN YOU WERE TRAPPING ANOTHER.**
- F3: LOCATE A TIME WHEN OTHERS WERE TRAPPING OTHERS.**
- F0: LOCATE A TIME WHEN YOU WERE TRAPPING YOURSELF.**

9. FORCED IN:

- F1: LOCATE A TIME WHEN YOU WERE FORCED IN.**
- F2: LOCATE A TIME WHEN YOU FORCED ANOTHER IN.**
- F3: LOCATE A TIME WHEN OTHERS FORCED OTHERS IN.**
- F0: LOCATE A TIME WHEN YOU FORCED YOURSELF IN.**

10. PULLED IN:

- F1: LOCATE A TIME WHEN YOU WERE PULLED IN.**
- F2: LOCATE A TIME WHEN YOU PULLED ANOTHER IN.**
- F3: LOCATE A TIME WHEN OTHERS PULLED OTHERS IN.**
- F0: LOCATE A TIME WHEN YOU PULLED YOURSELF IN.**

11. PUSHED IN:

- F1: LOCATE A TIME WHEN YOU WERE PUSHED IN.**
- F2: LOCATE A TIME WHEN YOU PUSHED ANOTHER IN.**
- F3: LOCATE A TIME WHEN OTHERS PUSHED OTHERS IN.**
- F0: LOCATE A TIME WHEN YOU PUSHED YOURSELF IN.**



Each flow must be taken to the basic and the full New Era Dianetics EP: F/N, postulate off (postulate off = erasure) and VGIs. (Ref: HCOB 26 June 78RA II, NED Series 6RA, ROUTINE 3RA, ENGRAM RUNNING BY CHAINS)

THE END OF ENDLESS INT REPAIR RUNDOWN

The following are the Recall Quad Flows commands for each of the Int buttons on the End of Endless Int Repair Rundown.

1. *GO IN/WENT IN:*

RF1: RECALL A TIME WHEN YOU WENT IN.

RF2: RECALL A TIME WHEN YOU CAUSED ANOTHER TO GO IN.

RF3: RECALL A TIME WHEN OTHERS CAUSED OTHERS TO GO IN.

RF0: RECALL A TIME WHEN YOU CAUSED YOURSELF TO GO IN.

2. *PUT IN:*

RF1: RECALL A TIME WHEN YOU WERE PUT IN SOMETHING.

RF2: RECALL A TIME WHEN YOU PUT ANOTHER IN SOMETHING.

RF3: RECALL A TIME WHEN OTHERS PUT OTHERS IN SOMETHING.

RF0: RECALL A TIME WHEN YOU PUT YOURSELF IN SOMETHING.

3. *INTERIORIZED INTO SOMETHING:*

RF1: RECALL A TIME WHEN YOU INTERIORIZED INTO SOMETHING.

RF2: RECALL A TIME WHEN YOU INTERIORIZED ANOTHER INTO SOMETHING.

RF3: RECALL A TIME WHEN OTHERS INTERIORIZED OTHERS INTO SOMETHING.

RF0: RECALL A TIME WHEN YOU INTERIORIZED YOURSELF INTO SOMETHING.

4. *WANT TO GO IN:*

RF1: RECALL A TIME WHEN YOU WANTED TO GO INTO SOMETHING.

RF2: RECALL A TIME WHEN YOU CAUSED ANOTHER TO WANT TO GO INTO SOMETHING.

RF3: RECALL A TIME WHEN OTHERS CAUSED OTHERS TO WANT TO GO INTO SOMETHING.

RF0: RECALL A TIME WHEN YOU CAUSED YOURSELF TO WANT TO GO INTO SOMETHING.

5. CAN'T GET IN:

RF1: RECALL A TIME WHEN YOU COULDN'T GET IN.

RF2: RECALL A TIME WHEN YOU CAUSED ANOTHER TO BE UNABLE TO GET IN.

RF3: RECALL A TIME WHEN OTHERS CAUSED OTHERS TO BE UNABLE TO GET IN.

RF0: RECALL A TIME WHEN YOU CAUSED YOURSELF TO BE UNABLE TO GET IN.

6. KICKED OUT OF SPACES:

RF1: RECALL A TIME WHEN YOU WERE KICKED OUT OF SPACES.

RF2: RECALL A TIME WHEN YOU KICKED ANOTHER OUT OF SPACES.

RF3: RECALL A TIME WHEN OTHERS KICKED OTHERS OUT OF SPACES.

RF0: RECALL A TIME WHEN YOU CAUSED YOURSELF TO BE KICKED OUT OF SPACES.

7. CAN'T GO IN:

RF1: RECALL A TIME WHEN YOU COULDN'T GO IN.

RF2: RECALL A TIME WHEN YOU CAUSED ANOTHER TO BE UNABLE TO GO IN.

RF3: RECALL A TIME WHEN OTHERS CAUSED OTHERS TO BE UNABLE TO GO IN.

RF0: RECALL A TIME WHEN YOU CAUSED YOURSELF TO BE UNABLE TO GO IN.

8. BEING TRAPPED:

RF1: RECALL A TIME WHEN YOU WERE BEING TRAPPED.

RF2: RECALL A TIME WHEN YOU WERE TRAPPING ANOTHER.

RF3: RECALL A TIME WHEN OTHERS WERE TRAPPING OTHERS.

RF0: RECALL A TIME WHEN YOU WERE TRAPPING YOURSELF.

9. FORCED IN:

RF1: RECALL A TIME WHEN YOU WERE FORCED IN.



RF2: RECALL A TIME WHEN YOU FORCED ANOTHER IN.

RF3: RECALL A TIME WHEN OTHERS FORCED OTHERS IN.

RF0: RECALL A TIME WHEN YOU FORCED YOURSELF IN.

10. *PULLED IN:*

RF1: RECALL A TIME WHEN YOU WERE PULLED IN.

RF2: RECALL A TIME WHEN YOU PULLED ANOTHER IN.

RF3: RECALL A TIME WHEN OTHERS PULLED OTHERS IN.

RF0: RECALL A TIME WHEN YOU PULLED YOURSELF IN.

11. *PUSHED IN:*

RF1: RECALL A TIME WHEN YOU WERE PUSHED IN.

RF2: RECALL A TIME WHEN YOU PUSHED ANOTHER IN.

RF3: RECALL A TIME WHEN OTHERS PUSHED OTHERS IN.

RF0: RECALL A TIME WHEN YOU PUSHED YOURSELF IN.

Each Recall Flow must be taken to F/N, VGIs.

(Ref: HCOB 24 Sept. 78RB I, Int RD Series 4RB, THE END OF ENDLESS INT REPAIR RUNDOWN)

L. RON HUBBARD
Founder

Revision assisted by
LRH Technical Research
and Compilations



HUBBARD COMMUNICATIONS OFFICE
Saint Hill Manor, East Grinstead, Sussex

HCO BULLETIN OF 11 APRIL 1970R
REVISED 23 SEPTEMBER 1978

Remimeo
Class V Grad
Checksheets
C/Ses
Auditors
Tech Secs
Qual Secs

Interiorization Rundown Series 6

AUDITING PAST EXTERIOR

Refs:

HCOB	4 Jan.	71R	Int RD Series 2 EXTERIORIZATION AND HIGH TA THE INTERIORIZATION RUNDOWN REVISED
HCOB	24 Sept.	78 I	Int RD Series 4 THE END OF ENDLESS INT REPAIR RUNDOWN
HCOB	26 June	78RA II	NED Series 6RA ROUTINE 3RA ENGRAM RUNNING BY CHAINS
HCOB	7 Mar.	75	EXT AND ENDING SESSION

On Flag, where we do a lot of auditing on pcs, when I took over C/Sing after eight months off C/S lines, I found a very high percentage of cases had been audited past exterior. It was a very high percentage.

Many of these pcs (most of them VAs or on OT levels) had various symptoms:

Headaches
Body aches and pains
Effort
Pressures from environment.

The common denominator was "audited over exterior."

The main symptom of this was high TA at session start or TA up at Examiner after F/Ns, cog, VGIs at session end. Not all, however, suffered from high TA, but all who had high TA after lots of auditing had been audited past exterior.

The first (1970) version of the above-referenced HCOB (now HCOB 4 Jan. 71R) re-exteriorization and interiorization was tested and written as the breakthrough which permits auditing after exteriorization and going on up the grades.

The check, even after this, showed such a high percent of cases had been audited past exterior on Dianetics, Scientology, Power, Clearing or OT grades that I wish to bring the point home emphatically to C/Ses that it is of major importance to handle this situation by checking for it and running interiorization.



NOTE: Per HCOB 12 Sept. 78, DIANETICS FORBIDDEN ON CLEARS AND OTs, Clears, OTs and Dianetic Clears would not now be audited on the routine Interiorization RD (Int RD Series 2), as they are not to be run on Dianetics. Dianetic Clears, Clears and above may be audited on the End of Endless Int Repair RD, which runs Int by recall. (Ref: HCOB 24 Sept. 78, Issue I, Int RD Series 4, THE END OF ENDLESS INT REPAIR RD.) A Clear or OT who then has any further unresolving Int problems should, as soon as possible, be handled at an AO.

The standard C/S for any other pc who has exteriorized in auditing, has high TA, headaches, body aches, heavy pressures or discomfort (any of these), is to order a check on interiorization, exactly per the steps given on HCOB 4 Jan. 71R, EXTERIORIZATION AND HIGH TA, THE INTERIORIZATION RUN-DOWN REVISED. Then, if Int is found to be charged, the person is given the Int Rundown.

When the Int Rundown steps are completed, in a separate session sometime within the next few days, this C/S must be done:

1. Two-way comm on interiorization and exteriorization.

This pushes the cognition further. The pc may not have added it all up yet. Don't evaluate. Just question and listen with no Q and A.

Pcs or pre-OTs can go on up to higher grades after exteriorization if interiorization is run. This is even true of Dianetic Clears. For Clears, OTs and Dianetic Clears, however, Int can only be run using the End of Endless Int Repair RD as referenced above.

We are far more successful in early auditing (such as Dianetics and lower grades) than we think!

L. RON HUBBARD
Founder



HUBBARD COMMUNICATIONS OFFICE
Saint Hill Manor, East Grinstead, Sussex

HCO BULLETIN OF 6 MAY 1970R
REVISED 24 SEPTEMBER 1978

Remimeo
Class IV Grad
Checksheets
Tech/Qual
All Auditors
C/Ses

Interiorization Rundown Series 7

BLOWS

AUDITING PAST EXTERIOR

Refs:

HCOB 4 Jan. 71R	Int RD Series 2
Rev. 24.9.78	EXTERIORIZATION AND HIGH TA
	THE INTERIORIZATION RUNDOWN REVISED
HCOB 24 Sept. 78 I	Int RD Series 4
	END OF ENDLESS INT REPAIR RD
HCOB 7 Mar. 75	EXT AND ENDING SESSION

I have found a major cause of blows from classes, orgs and Scientology.

Overts are of course a primary cause, but many have overts and *don't* blow, so why do such people blow?

A case audited past exterior, particularly if it is not acked, tends to get stuck on exteriorizing. This can (but doesn't always by any means) cause the person to take himself away!

Three recent "blows" all fell in this category. One who was trying to blow, when audited on interiorization, changed his mind.

An amazing number of pcs go exterior on modern auditing. Modern processes, Dianetics and Scientology are very fast.

Some haven't even realized it, didn't know what it was.

When they go exterior and you keep on auditing them without running interiorization as per HCOB 4 Jan. 71R, Int RD Series 2, EXTERIORIZATION AND HIGH TA, THE INTERIORIZATION RUNDOWN REVISED, they become stronger as thetans while being reinteriorized, and they get odd somatics, particularly in the head.

Uncomfortable, they want OUT. Trying and failing to get out (since interiorization has not been run), in desperation they *leave* an org or class—body and all—without being exterior as a thetan.

If you rehab exterior and run an Interiorization Rundown the dramatization ceases.



The excuses such “blows” give you would fill a large book. Yet it is only that they are seeking to exteriorize, can’t, so they “exteriorize” by leaving, body and all.

The Interiorization Rundown is given in HCOB 4 Jan. 71R.

For Clears, OTs and Dianetic Clears, the handling is the End of Endless Int Repair Rundown. (HCOB 24 Sept. 78 I)

A person couldn’t be audited past exterior, you know.

But if given an Interiorization Rundown he or she can be.

When they have been audited past exterior without an Interiorization Rundown, you will have trouble with the case, the TA and with blows. So use the interiorization tech.

L. RON HUBBARD
Founder



HUBBARD COMMUNICATIONS OFFICE
Saint Hill Manor, East Grinstead, Sussex

HCO BULLETIN OF 20 AUGUST 1970R
REVISED 23 SEPTEMBER 1978

Remimeo
CI VIII
 Checksheet
C/S Checksheet
CI V Grad
 Checksheet
C/Ses
Tech/Qual

Interiorization Rundown Series 8

INTERIORIZATION RUNDOWN MUSTS

Ref:

HCOB 4 Jan. 71R
Rev. 24.9.78

Int RD Series 2
EXTERIORIZATION AND HIGH TA
THE INTERIORIZATION RUNDOWN
REVISED

An Interiorization Rundown must be:

1. COMPLETED IN AS FEW SESSIONS AS POSSIBLE, WITH EACH SUCCEEDING SESSION GIVEN ON THE NEXT CONSECUTIVE DAY.
2. RUN SO AS TO COMPLETE ANY FLOW ON ANY READING BUTTON IN *ONE* SESSION. (This means you do not leave a chain half run.)
3. RUN WITHOUT FLUBS.
4. FOLLOWED BY A FINAL SESSION OF 2-WAY COMM RUN TO F/N COG VGIs.

COMPLETING THE RUNDOWN ON AN INTENSIVE BASIS

Originally, when only “went in” and “go in” were assessed on the Int Rundown, the rule was that the entire rundown was to be given in one session.

The reason for this was that there is a frequent chance of ruds going out between sessions and of course they cannot be put in until the Int Rundown is complete as it’s “auditing a pc past exterior.”

This is still true.

However, with the full array of Int buttons now to be assessed and any reading button run on Quad or Triple Flows, and with reassessment of the Int buttons, the one-session rule may not be workable without “quickie-ing” the rundown, which must not be done.

Thus, allowance must be made for sufficient time to get the rundown done fully while still completing it as rapidly as possible, to safeguard against out-ruds situations cropping up before it is complete.



The safest way to accomplish this is to ensure that the Int Rundown:

1. Is completed in as few sessions as possible.
2. After the first session, each succeeding session is given on the next consecutive day.
3. Plenty of time (two to five hours) must be allowed for each daily session.
4. The auditor must make sure the pc DOES have the necessary time for this before starting the rundown.
5. Any one flow on any reading Int button *must* be completed in one session. (You do not end a session with a chain only half or partially run.)
6. There are no session breaks taken. (Unless pc has a physical PTP, in which case he can be given a *minimal* break to handle it and return right back to session.)

FLUBLESS

Auditors who have occasional flubs—Dianetics failures to flatten chains or run them to chopped EP instead of a correct F/N, postulate off and VGIs at basic—HAVE NO BUSINESS RUNNING INT RUNDOWNS.

Flubs in any event are just corny.

They are particularly messy when they occur in the INT RUNDOWN.

The Int Rundown is auditing by the book!

Refs:

HCOB 4 Jan. 71R	Int RD Series 2
Rev. 24.9.78	EXTERIORIZATION AND HIGH TA
	THE INTERIORIZATION RUNDOWN
	REVISED
HCOB 26 June 78RA II	NED Series 6RA
	ROUTINE 3RA
	ENGRAM RUNNING BY CHAINS
HCOB 16 Sept. 78	NED Series 28
	POSTULATE OFF EQUALS ERASURE

Flubs mar any auditing result. They make a real mess on an Int Rundown, as review auditing over an exteriorization, if the rundown is not complete, is difficult and results in high TA.

Yet one franchise invalidated the pc's cog, made the pc do it all in clay, left chains incomplete and took a week over it! And then wondered why the pc was unhappy!

NO FLUBS!

FOLLOW WITH 2-WAY COMM

A day or two or a week after the Int Rundown (not less than a day nor more than a week), an Int Rundown **MUST BE FOLLOWED BY A 2-WAY COMM SESSION.**



The reason for this is that there is a cognition delay on almost all cases. The 2-way comm blows off locks, etc., and the pc usually gets a big cog and never afterwards worries about exteriorization.

If the Int Rundown is not done in *daily* sessions, flubbed, not followed by 2-way comm in a later session, the pc can get hung up on the subject.

The auditor doing 2-way comm must have experience and know-how on 2-way comm. (See HCOB 21 Apr. 70, 2-WAY COMM C/Ses; HCOB 3 July 70, C/S Series 14, C/Sing 2-WAY COMM)

All 2-way comm sessions go to end phenomena of an F/N.

It is often found the subject of interiorization–exteriorization is still charged. But it should be checked for read as in all items and subjects used in auditing. The rule is you don't audit things that don't read. Suppress and Inval buttons can be put in to get a read. If you audit things that don't read, the TA is liable to go up.

A nicely done 2-way comm on interiorization and exteriorization blows the pc to present time and cleans him up nicely.

The Interiorization Rundown is to be done when it is found the pc has been audited past exterior, providing of course one of the Int buttons reads on checking. If reading, the rundown HAS to be done before review auditing, ruds or anything else. So it's dicey—a delicate proposition.

An Interiorization Rundown is about the hottest thing that's come along for some time. It solves, for instance, the total goal of Buddhism. It is the key to immortality. It's pure theta gold.

So respect it by running by the book, exactly, perfectly and to a total win.

L. RON HUBBARD
Founder



Interiorization Rundown Series 9

EXTERIORIZATION

On reviews of field-given exteriorization intensives during the past year, I found many cases had been flubbed.

On researching this I found the following:

1. The remedy was being used as an effort to exteriorize people. People exteriorize in any normal auditing. What was needed was a *remedy* to be able to audit them thereafter without driving their TAs up.
2. Auditors evidently skimped their HDC Courses and did not know WHY one went to an earlier beginning or earlier incident. Thus, they didn't know why you had to run interiorization.
3. HCOB 22 Mar. 70, EXTERIORIZATION AND HIGH TA (now HCOB 4 Jan. 71R, EXTERIORIZATION AND HIGH TA, THE INTERIORIZATION RUNDOWN REVISED), must have been studied only for the rote commands. The theory of it was *not* studied.
4. Common Dianetic goofs got in the road of the rundown; the auditor failing to repeat the chain in asking for an earlier incident. (Ref: HCOB 26 June 78RA II, NED Series 6RA, ROUTINE 3RA, ENGRAM RUNNING BY CHAINS)
5. The exteriorization intensive was being stretched over several sessions. As only it can be audited, between session PTPs, etc., would intervene. (Current ref: HCOB 20 Aug. 70R, Int RD Series 8, INTERIORIZATION RUNDOWN MUSTS)
6. Clearing the command was flubby and the pc often thought interiorization meant "being in and trying to get out" and so the wrong end of the incident (the end) was being run.
7. People who hadn't been exterior at all and whose TAs were normal—not high—were being run on it.
8. It was being sold as a special rundown to exteriorize people, not just to enable them to go on being audited.

The number of exteriorization rundown flubs is excessive.

Therefore, new HCOBs and a new pack have been issued. These include:

HCOB 4 Jan. 71, EXTERIORIZATION AND HIGH TA REVISED (now HCOB 4 Jan. 71R, EXTERIORIZATION AND HIGH TA, THE INTERIORIZATION RUNDOWN REVISED), which contains the theory and NEW COMMANDS nobody can goof.

HCOB 6 Jan. 71, STAR-RATE CHECKOUTS FOR EXTERIORIZATION INTENSIVE. (This data is now in HCOB 25 Sept. 78 II, Int RD Series 14, STAR-RATE CHECKOUTS FOR INTERIORIZATION RUNDOWN.)

HCOB 5 Jan. 71, GOING EARLIER IN R3R AND EXTERIORIZATION INTENSIVES. (This issue has been cancelled by BTB 10 Dec. 74 VIII.)

Commands and procedure for running New Era Dianetics in an Interiorization Rundown are now contained in:

HCOB 4 Jan. 71R, Int RD Series 2, EXTERIORIZATION AND HIGH TA, THE INTERIORIZATION RUNDOWN REVISED

HCOB 26 June 78RA II, NED Series 6RA, ROUTINE 3RA, ENGRAM RUNNING BY CHAINS.

The glaring outness is Dianetic skill. A Dianetic auditor who can't run a flubless Dianetic session and get all flows down to F/N studied in doubt, audits in doubt and ought to be in a condition of Doubt until he retreads and actually reads the text and does the drills. Dianetics is just too easy to be flubbed.

After patching up many of these done in the field, I became very alert to the state of training. A new Course Supervisor course has been done and is being issued.

Obviously, auditors are no longer required to be star-rated on new materials before they audit them. This omission must be remedied at once. **NO AUDITOR MAY AUDIT MATERIALS OR APPLY HCOBs ON WHICH HE HAS NOT BEEN STAR-RATED.**

No HGC or C/S may order an auditor to run a process if that auditor has not been star-rated on its theory and practical first.

As for Dianetics, an auditor who cannot routinely carry a chain to an F/N, VGI, cog and erasure may not retain his certificate unless retreaded, and his certificate is suspended until he is retreaded. (Full New Era Dianetics EP is covered in HCOB 16 Sept. 78, POSTULATE OFF EQUALS ERASURE.)

For people to goof up using these clean, positive tools is inexcusable.

The results are there to be obtained. **WE OBTAIN SPECTACULAR, POSITIVE RESULTS WITH THESE SAME MATERIALS DAILY WHEREVER THEY ARE ACTUALLY STUDIED AND APPLIED.**



Please correct flubby auditing wherever you find it. Auditors must be checked out and drilled on new materials. Courses must be precisely taught. People who flub must be crammed until they don't. And those who still flub must be retreaded.

The materials when applied produce great results. When they are not applied they don't.

SO APPLY THEM!

CORRECTLY.

L. RON HUBBARD
Founder



HUBBARD COMMUNICATIONS OFFICE
Saint Hill Manor, East Grinstead, Sussex

HCO BULLETIN OF 16 DECEMBER 1971RB
REVISED 24 SEPTEMBER 1978

Remimeo
Int RD Checksheet
HGC Auditors
C/Ses
Class V Grad
Checksheet

C/S Series 35RB
Interiorization Rundown Series 10

INTERIORIZATION ERRORS

Refs:

HCOB	11 Apr.	71RE	NED Series 20
	Rev. 8.4.88		L3RH, DIANETICS AND INT RD REPAIR LIST
HCOB	16 Sept.	78	NED Series 28
			POSTULATE OFF EQUALS ERASURE
HCOB	4 Jan.	71R	Int RD Series 2
	Rev. 24.9.78		EXTERIORIZATION AND HIGH TA THE INTERIORIZATION RUNDOWN REVISED
HCOB	24 Sept.	78RB I	Int RD Series 4RB
	Rev. 4.2.89		THE END OF ENDLESS INT REPAIR RUNDOWN
HCOB	24 Sept.	78 II	Int RD Series 13
			PREASSESSMENT, AESPs AND INT

Almost all the errors in an Interiorization Rundown are Dianetic errors. Most are very ordinary, even corny.

IT IS VITAL TO CORRECT AN INT RD ERROR AS A FIRST ACTION.

There is one Int RD error that is not a purely Dianetic error and that is the error of doing anything else at all before an Int RD is done properly or an Int RD error is fully corrected.

The Int RD error may be that the Int button run did not read on the meter, or read only because of an MU on the word, yet was run. (HCOB 4 Jan. 71R) This classifies as "running an unreading item."

A common Int error is that the pc is not cleared on the concept of interiorization and the words and commands, so he is being audited over misunderstands.

Or the Int RD could have been overrun. The EP is reached on F2, let us say. The auditor keeps on going past the win. This will hang up the rundown. One of the ways an overrun occurs is the pc goes exterior during it. Yet the auditor keeps on. Another way is pc has a big cog, big win. Auditor keeps going on with the RD.



When a pc is exteriorized by auditing and is then audited further without being given an Interiorization Rundown, his TA will go high or low and he may be very upset. Heavy masses may come in and he may also get ill.

Int RD errors also may go back to earlier Dianetic errors. A number of unflat incidents invite the overrun of these if they also occur on a Dianetic chain.

To clean up a balled-up Int RD chain or incident, one may have to find and clean up the Dianetic error it is sitting on *during* the cleanup of the Int RD error.

Int RD errors, goofs, etc., are handled by using an Int RD Correction List Revised, HCOB 29 Oct. 71RA.

This must be excellently metered so that the original error is not further compounded by misassessment of the correction list and a falsely reading item taken up.

Auditors who can't run ordinary R3RA with great success should not be let near an Interiorization RD, as their lack of smoothness in handling Dianetics will wreck the Int RD.

Auditors who cannot read a meter flublessly should not be let near an Int RD or an Int RD Correction List or the End of Endless Int Repair RD.

HUBBARD CLASS V GRADUATE AUDITORS

An excellent Hubbard Class V Graduate Auditor can easily repair a messed-up Interiorization Rundown after a folder study and by use of an Int RD Correction List Revised, HCOB 29 Oct. 71RA and, as indicated, The End of Endless Int Repair RD, HCOB 24 Sept. 78RB I, Int RD Series 4RB.

A Hubbard Class V Graduate Auditor with an excellent Dianetic record of wins can be given an Int RD to do or to correct IF HE IS STAR-RATED ON THE INT PACK AND THE TWO-WAY COMM PACK.

REPAIR

Wherever you see a TA high and a pc in trouble, your first suspicions should be:

1. Audited past exterior in auditing without an Int RD being done.
2. Int RD botched by being unnecessary (none of the Int buttons read or read only on MUs) or overrun or auditor goofs in the session.
3. A previously messed-up Dianetic action has gotten fouled up with the Int RD.
4. The Int command was improperly cleared (such as "means go in and out again," "means trapped," "meant leaving," etc.).
5. Firefights and worries over the high or low TA have ensued after an Int ballup has occurred.



6. Some major action like grades or items or Power have been run twice.
7. A C/S has hopefully kept on getting the pc audited without detecting the real reason as a flubbed Int RD and without getting the Int RD and any repair fully FESed.

PERCENTAGES

The percent of misrun Int RDs is high, many being unnecessary or overrun.

The liability of leaving them unrepaired is high.

Reasons for high TA are averaging out close to 100% as an unrun or a flubbed and unrepaired Int RD.

EXTERIORIZATION IN SESSION

When a pc exteriorizes in session, it is the end phenomena for that process or action. One gently ends off in any case. If the pc has not had an Interiorization Rundown, it is vital, in his next session, to check Int (per HCOB 24 Sept. 71RA, Int RD Series 11R, INTERIORIZATION RUNDOWN CORRECTION DRILL: DATE TO BLOW/LOCATE TO BLOW) as the first action. All manner of physical and emotional upsets can result, including a high TA, if this step is omitted.

INT MUST BE CHECKED AS THE NEXT ACTION AFTER THE FACT OF THE PC'S FIRST EXTERIORIZATION.

No other auditing is to be done before Int is handled fully or proves to be uncharged upon checking.

If even years after an Int RD the pc has a high TA or a low TA, then Int trouble is at once suspected and the original Int RD and any repair of it is suspect and *must be handled*.

The Int RD Correction List Revised (HCOB 29 Oct. 71RA) has been designed to straighten out Int RD errors. L3RH handles the Dianetic errors. Where Int Correction Lists have been done and the pc still has headaches or other Int troubles, a thorough FES must be done FIRST on any Int repairs and the Int RD itself BEFORE another correction list or other action is ordered.

Isolate any errors and get them cleaned up by an auditor who can read a meter and run and repair Dianetics standardly.

If Int troubles persist and the C/S is certain that any and all errors have been fully repaired and cleaned off the line, he orders the End of Endless Int Repair RD (HCOB 24 Sept. 78RB I, Int RD Series 4RB). This should totally handle Int.

Or if the C/S is in doubt about how to handle and gets into a mess trying to repair chains, he can cut directly onto the End of Endless Int Repair Rundown and he will get someplace.

There is no real trick to either running a correct Int RD or repairing a flubbed one.

The whole clue is whether or not the auditor can audit plain, ordinary, garden-variety R3RA and is able to read a meter.

So when ANY auditor audits a pc past exterior and the pc's TA goes high, he should be checked out fully on the Int RD Checksheet so he won't continue to commit the error.

And when ANYONE is going to run an Int RD he must:

- A. Be an expert New Era Dianetics Auditor and Class V Graduate.
- B. Be star-rated on all the Int RD Series.
- C. Be able to read a meter flublessly.

And when any C/S is confronted with high TAs or low TAs and doesn't handle at once by getting an Int RD properly run or properly repaired, he must be rechecked on the New Era Dianetics pack and the Int RD pack.

DIANETIC C/S-1

A very careful Dianetic C/S-1 must be done on a previously unindoctrinated pc before he is run on an Int RD.

Otherwise, it's all too new.

A C/S-1 isn't auditing.

The pc who can't do what the auditor says or can't correct an erroneous action is lost.

A fully safe pc would be one who when he goes exterior in auditing is made to do the Hubbard New Era Dianetics Course at once before he even gets any ruds put in and not audited again until he *is* a Hubbard New Era Dianetics Auditor. He'd be a pc who was relatively safe.

A pc who does what an inexpert auditor says without question can really get fouled up! Uneducated pcs require really flawless top-notch auditors. The auditor who can audit an uneducated pc is a jewel. He really has to know his business. Because the pc does whatever he says. And if he says wrongly, then there goes the session. Ever notice pc corrections in a worksheet? "I think you bypassed an F/N." "This feels overrun." "I *had* Grade I last year." Such auditors are not fully enough trained to handle wholly green pcs!

SIMPLICITY

Honest fellows, it's as easy to run an Int RD as it is to run "an ear pain."

It isn't even mysterious or tough.



IT IS ONLY VERY IMPORTANT TO DETECT WHEN IT NEEDS TO BE
DONE OR REPAIRED.

There are no mysteries.

Some auditors have got me feeling like I'm trying to teach them to chew soft
bread!

L. RON HUBBARD
Founder

HUBBARD COMMUNICATIONS OFFICE
Saint Hill Manor, East Grinstead, Sussex

HCO BULLETIN OF 24 SEPTEMBER 1971RA
REVISED 4 FEBRUARY 1989

Remimeo
Interiorization
Pack
Class V Grad
Checksheet

URGENT

Interiorization Rundown Series 11R

INTERIORIZATION RUNDOWN

CORRECTION DRILL: DATE TO BLOW/LOCATE TO BLOW

Refs:

HCOB 15 Nov. 78	DATING AND LOCATING
HCOB 29 Oct. 71RA	Int RD Series 12
Rev. 24.9.78	INT RUNDOWN CORRECTION LIST REVISED
HCOB 24 Sept. 78RB I	Int RD Series 4RB
Rev. 4.2.89	THE END OF ENDLESS INT REPAIR RUNDOWN

It *usually* happens that an Interiorization Rundown (also known as Int-Ext RD for Interiorization-Exteriorization Rundown) is:

1. Done when not necessary.
2. Is flubbed in R3RA.
3. Is overrun.

UNNECESSARY

The Int buttons must be assessed *first*, then any reading button or buttons cleared. If a button has read on an MU, it must be cleared, then reassessed. If an Int button is validly reading, one does the Int Rundown, per HCOB 4 Jan. 71R, Int RD Series 2, EXTERIORIZATION AND HIGH TA, THE INTERIORIZATION RUNDOWN REVISED.

Dianetic Clears and persons who are OT III or above would be run instead on The End of Endless Int Repair Rundown as they cannot be run on Dianetics. This rundown is also well suited as a preliminary action for weak or ill pcs who may be unable to run engrams or secondaries. (Ref: HCOB 24 Sept. 78RB I, Int RD Series 4RB, THE END OF ENDLESS INT REPAIR RUNDOWN)

If there aren't any reads on the Int buttons even after Suppress, Inval, Misunderstood and False have been applied to the Int button list, one does NOT do an Int Rundown on the pc, as it is unnecessary and classifies as "running an unreading item."

When this test is omitted, you get an unnecessary Int Rundown being done on a pc.



This will eventually have to be repaired.

FLUBBED R3RA

When the auditor does not do flubless auditing, errors occur in the auditing itself. These will hang up an Int Rundown.

OVERRUN

It *usually* happens that an Int RD is overrun. The EP is reached on Flow 2, let us say. The auditor keeps on going past the win.

This will hang up the rundown.

One of the ways an overrun occurs is the pc goes exterior during it. Yet the auditor keeps on.

Another way is pc has a big cog, big win. Auditor keeps going on with the Rundown.

REASON FOR ERRORS

The Int RD is a simple and precise REMEDY which stabilizes a pc after exteriorizing and permits him to be further audited.

When a pc exteriorizes in session, it is the end phenomena for that process or action. One gently ends off in any case. If the pc has not had an Int RD, it is vital, in his next session, to check Int (as above) as the first action. All manner of physical and emotional upsets can result, including a high TA, if this step is omitted.

INT MUST BE CHECKED AS THE NEXT ACTION AFTER THE FACT OF THE PC'S FIRST EXTERIORIZATION.

No other auditing is to be done before Int is handled fully or proves to be uncharged upon checking.

One reason unnecessary Int RDs get done is that the Registrar sells one. That makes the Reg a C/S. So the C/S and auditor run it.

Maybe it wasn't needed.

So if it wasn't needed, it will eventually have to be repaired.

HEADACHES

Headaches are a symptom (not *every* headache is) of a needed or an incorrect Int Rundown.

CORRECTION

The following is *the* correction drill for Int auditing.

Ninety percent of the pcs run on Int need it.

REQUIREMENTS

An auditor before being allowed to go near a pc Int RD correction must have:

1. Word cleared the HCOBs of the Int RD Series.

2. Must have good TRs.
3. Must be good with a meter.
4. Must know and use the Auditor's Code.
5. Must have completed the star-rate checkouts and clay demos per Int RD Series 14R.
6. MUST DRILL ASSESSING AND HANDLING THE INT RUNDOWN CORRECTION LIST, THE END OF ENDLESS INT REPAIR RUNDOWN PROCEDURE, DATING AND LOCATING PROCEDURE AND THE DRILL STEPS BELOW ON A DOLL UNTIL HE IS FLAWLESS.

Then he can be trusted to do an Int RD correction.

This is the drill:

Drill—Int-Ext Repair No. 1

**FAILED INT/EXT AUDITING REPAIR
DATE TO BLOW/LOCATE TO BLOW**

1. By C/S folder study, Int appears overrun.
2. Auditor: "We're going to take a look at the subject of going into things and your auditing on that subject."
3. Auditor: "Was there a time in your auditing that you were willing to go into things?"
4. Auditor establishes by pc answer to above and any further 2WC if (a) a flat point exists in or as a result of auditing (or training), (b) the pc feels the Int RD (or The End of Endless Int Repair Rundown) is unflat, (c) the pc has misunderstands on the rundown or (d) the pc never had any trouble with going in and out of things or being audited after exterior. The pc and auditor are satisfied with what they establish above.
5. If (a) flat point, auditor establishes what the point was. If (b) unflat, the auditor does an Int Rundown Correction List or L3RH, if needed. If it does turn out that the Int RD (or The End of Endless Int Repair Rundown) was overrun or unnecessary, the auditor proceeds per this drill. If (c) misunderstands, the auditor clears them up with the pc and *then* finds out if it was overrun, unflat or unnecessary and handles per this drill. If (d) unnecessary, the auditor indicates it was an unnecessary action and gets an F/N.
6. The Int RD or The End of Endless Int Repair Rundown was overrun and the flat point has been established per step 5. The auditor dates the flat point to a blow-F/N using standard dating procedure. (Ref: HCOB 15 Nov. 78, DATING AND LOCATING)
7. If no blow-F/N occurs despite use of the standard remedies given in the



Dating and Locating HCOB, the auditor does an Int Rundown Correction List.

8. When the date has gone to a blow-F/N and the F/N has been indicated, the auditor tells the pc, “Now we’re going to spot the exact location where that flat point occurred, until something blows off. I want you to tell me when that happens. All right?” The auditor is getting the *past* physical universe location.
9. The auditor does the standard Locate steps to a blow-F/N.
10. If no blow after the standard remedies have been done, the auditor then has to do an Int Rundown Correction List.

Done precisely and with perfect TRs and metering, this action produces spectacular results.

L. RON HUBBARD
Founder

Revision assisted by
LRH Technical Research
and Compilations

HUBBARD COMMUNICATIONS OFFICE
Saint Hill Manor, East Grinstead, Sussex

HCO BULLETIN OF 29 OCTOBER 1971RA
REVISED 24 SEPTEMBER 1978

Remimeo
Auditors CI V
and above
C/Ses
Int RD Checksheet
CI V Grad
Checksheets

Interiorization Rundown Series 12

**INT RUNDOWN CORRECTION LIST
REVISED**

PC: _____ DATE: _____

PC GRADE: _____ AUDITOR: _____

The purpose of this list is to correct an unflat, overrun or otherwise messed up Int RD.

This list is used when:

- A. The subject of Int/Ext reads on a repair list and the Int RD has already been run.
- B. A bog occurs on the Int RD itself. An L3RF would first be used to detect any Dianetic errors.
- C. The pc is upset after the Int RD or the End of Endless Int Repair RD, has head somatics, high or low TA, or is not VGIs on the subject of going into things.

Note 1: Per HCOB 12 Sept. 78, DIANETICS FORBIDDEN ON CLEARS AND OTs, Dianetic Clears, Clears and OTs are not to be audited on the Int RD, as it uses Dianetics. They may be given the End of Endless Int Repair RD, as it is a Recall Process.

The following list may be assessed on Dianetic Clears, Clears and OTs, however, as (1) it also applies to the End of Endless Int Repair RD and (2) the pc may have been run on the Int RD before the above HCOB was issued.

If a Dianetic Clear, Clear or OT reads on any question which calls for a Dianetic handling (Ex: questions 2, 3, 4, 7, 9, 29) the Dianetic handling is *not* done. Do NOT engage in any activity that brings about further engram running.

The correct action, if you get a read on one of the above questions, is to *indicate* it and let the pc tell you about it if he wishes, to bring it to an F/N.

Where the handling calls for an L3RF, an L3RF could be assessed, but you must *not* do more than *indicate* the reading questions. You must *not* engage in engram running.



Otherwise, the handlings given on the Int RD Correction List may be done on Clears and OTs. A Clear or OT who then has any further unresolving Int trouble would be referred to an AO for handling.

Note 2: If the pc has had only the End of Endless Int Repair RD, do not assess those questions marked with an asterisk (*) (questions 2, 3, 4, 29), or do any repair action that calls for Dianetics.

Assess this list Method 3.

Take up each item that reads and get the reading item fully repaired to F/N. Suppress and False can be used as needed to take a question to F/N. Handle each read to F/N. Do not go on to another question leaving one that has not F/Ned.

If at any time while doing the list, the pc has a big win with F/N VGIs, acknowledge, indicate the F/N and end off. Do not take the list beyond a major win for the pc.

R-FACTOR: We are going to do an assessment concerning the subject of interiorization. (If pc does not understand this R-factor, clear up what the Int RD or the End of Endless Int Repair RD was as he may not have recognized it.)

1. **ON YOUR INT HANDLING IS A RECALL FLOW UNFLAT?** _____

(Assess the following, using the Int button the pc has been run on.

Is “recall a time when you [Int button]” unflat?

Is “recall a time when you caused another [Int button]” unflat?

Is “recall a time when others caused others [Int button]” unflat?

Is “recall a time when you caused yourself [Int button]” unflat?

[Assess on Quad pcs only.]

For Int RD: Flatten the unflat flow[s] to F/N Cog VGIs.

For End of Endless Int Repair RD: Pick up the unflat flow and handle to four F/Ning flows on that Int button. Then reassess the Int buttons, as the entire RD may not have been flattened and will now need to be.)

*2. **ON YOUR INT RD WAS A CHAIN OR INCIDENT LEFT UNFLAT?** _____

(Find out which one[s]. Handle with an L3RF.)

*3. (NOTE: Assess #3 only on pcs who've had the original Int RD, not the revised Int RD.)

IS A SECONDARY FLOW UNFLAT? _____

(L3RF and handle.)

*4. **IS AN ENGRAM FLOW UNFLAT?** _____

(L3RF and handle.)

5. **WAS SOME PART OF YOUR INT HANDLING MISRUN?** _____

(Find out what.

For Int RD: Handle with an L3RF any messed up chains.

For End of Endless Int Repair RD: Straighten out any messed up Recall flows and handle per #1 above.)

6. **DID YOU RUN THE CONCEPT OF "BEING IN" OR "BEING STUCK IN" INSTEAD OF THE CONCEPT OF "GOING IN"?** _____

(Sort it out. Find out what was run. Handle any confusions. If it is established that he didn't run the concept of "going in" on *whatever* the running button was, check the button for read. If it reads, run the Int RD or End of Endless Int Repair RD properly. Do not run the RD if the button doesn't read.)

7. **WERE YOU RUNNING AN ITEM THAT WAS DIFFERENT THAN THE ONE ASSESSED?** _____

(Indicate it. Get the item the pc was actually running and take it to full EP if not yet flat. Then recheck the item that was assessed, put in Suppress and Inval as necessary and, if charged, run the item that was assessed [on whichever RD the pc had].)

8. **DID THE INT BUTTON ASSESSED HAVE NO CHARGE ON IT?** _____

(Indicate the button was uncharged and should not have been run and all actions connected with it should not have been run. Date/locate if necessary.)

9. **WAS THERE ANOTHER INT BUTTON THAT SHOULD HAVE READ?** _____

(Get what it was and note its read as the pc gives it. Find out if the Int button that was taken up instead is charged. If so, complete any handling on it to F/N. If not, handle as in #8 above. Then handle the new item, if charged, on Int RD or End of Endless Int Repair RD, whichever applies.)

10. **ON YOUR INT HANDLING WERE YOU RUN ON A RECALL FLOW THAT HAD NO CHARGE ON IT?** _____

(Find out which one and indicate that that flow should not have been run.)



11. **CAN'T YOU GET IN?** _____
 (If so, L&N to BD F/N item, "Who or what was afraid to go into things?" Then run alternate repetitively, "What did [item found] do?" "What did [item found] withhold?" to an F/N and a blow.)
12. **DO YOU HAVE AN OUT-LIST?** _____
 (Handle with L4BRA.)
13. **WAS THE RUNDOWN DONE OVER AN ARC BREAK?** _____
PROBLEM? _____
WITHHOLD? _____
OVERT? _____
 (Indicate and handle to F/N.)
14. **WAS THE RUNDOWN DONE OVER SOME OTHER BYPASSED CHARGE?** _____
 (Find out what and handle.)
15. **WAS THE WORDING OF THE RUNDOWN BADLY CLEARED?** _____
 (Fully clear all MUs to F/N.)
16. **ON YOUR INT HANDLING WAS THERE A MISUNDERSTOOD WORD?** _____
 (Fully clear all MUs to F/N.)
17. **WERE YOU CONFUSED ABOUT SOMETHING?** _____
 (Clear it up with the correct references. Itsa E/S itsa to F/N.)
18. **DIDN'T YOU UNDERSTAND WHAT THE RUNDOWN WAS FOR?** _____
 (Clear this up with correct references. Itsa E/S itsa to F/N.)
19. **WERE YOU THINKING OF LEAVING DURING INT?** _____
 (Itsa E/S itsa to F/N.)
20. **WERE YOU LEAVING A POST?** _____
 (Itsa E/S itsa to F/N.)
21. **WERE YOU TRYING TO GET A POST?** _____
 (Itsa E/S itsa to F/N.)
22. **ANYTHING TO DO WITH JAILS?** _____
 (Itsa E/S itsa to F/N.)



23. **ARE YOU WANTED ANYWHERE?** _____
 (Itsa E/S itsa to F/N.)
24. **ARE YOU AFRAID THAT IF YOU GET OUT YOU WILL CAUSE DAMAGE?** _____
 (Itsa E/S itsa to F/N.)
25. **WOULD LETTING YOU OUT BE AN OVERT?** _____
 (Itsa E/S itsa to F/N.)
26. **HAVE YOU FAILED TO GET OUT IN AN EARLIER RELIGION OR PRACTICE?** _____
 (Itsa E/S itsa to F/N. Note for C/S to handle earlier practices on program.)
27. **DO YOU JUST MOVE BACK INTO THE BODY AND PUSH AGAINST IT?** _____
 (Itsa E/S itsa to F/N.)
28. **WERE THERE AUDITOR ERRORS?** _____
 (Indicate. Sort it out and clean up BPC. If R3RA errors, use an L3RF [except for Clears, etc.], L1C if necessary.)
- *29. **WERE THERE ERRORS ON ENGRAMS?** _____
 (Find out what and handle with an L3RF.)
30. (Assess only on Dianetic Clears, Clears or OTs.)
WERE YOU AUDITED ON DIANETICS AFTER GOING DIANETIC CLEAR OR SCIENTOLOGY CLEAR? _____
 (Indicate that he should not have been run on Dianetics after Clear. If no F/N, date/locate when he went Clear.)
31. **HAS INT BEEN NEGLECTED FOR A LONG TIME?** _____
 (Indicate. Itsa E/S itsa to F/N.)
32. **ARE YOU WORRIED BECAUSE INTERIORIZATION CONTINUES TO READ?** _____
 (Indicate. Itsa E/S itsa to F/N.)
33. **ARE YOU CONCERNED BECAUSE YOU HAVE TO BE REVIEWED?** _____
 (Indicate. Itsa E/S itsa to F/N.)
34. **WAS THE INT RUNDOWN [END OF ENDLESS INT REPAIR RUNDOWN] ALREADY FLAT?** _____
 (Indicate. Date/locate the flat point.)
35. **WAS YOUR INT HANDLING OVERRUN?** _____
 (Indicate. Date/locate the flat point.)



36. **WAS INT HANDLING UNNECESSARY IN THE FIRST PLACE?** _____
 (Indicate. If no F/N, date/locate the point he felt good about going into things.)
37. **DID YOU FEEL FINE ABOUT GOING INTO THINGS TO BEGIN WITH?** _____
 (Indicate it. If no F/N, date/locate that point.)
38. **IS YOUR INT HANDLING PERFECTLY OKAY?** _____
 (Indicate. If no F/N, date/locate the point he felt good about going into things.)
39. **HAS YOUR INT HANDLING BEEN OVERREPAIRED?** _____
 (Indicate. Date/locate the flat point.)
40. **HAS INT BEEN RUN SEVERAL TIMES OVER?** _____
 (Indicate. Date/locate the flat point.)
41. **HAS THE INT RUNDOWN CORRECTION LIST BEEN OVERDONE?** _____
 (Indicate. If no F/N, date/locate the point he felt his Int RD was repaired.)
42. **ON YOUR INT HANDLING DID YOU GO PAST A WIN?** _____
 (Indicate. Rehab the win to F/N VGIs. If no F/N, date/locate that point.)
43. **DURING YOUR INT HANDLING DID YOU GO EXTERIOR?** _____
 (Indicate. Rehab to F/N VGIs. If no F/N, date/locate that point.)
44. **IS THIS ACTION UNNECESSARY?** _____
 (Indicate. If no F/N, itsa E/S itsa to F/N.)
45. **IS THERE SOMETHING ELSE WRONG?** _____
 (Find out what and handle.)

L. RON HUBBARD
 Founder



Interiorization Rundown Series 13

PREASSESSMENT, AESPs AND INT

Although the newly revised Int Rundown uses New Era Dianetics R3RA commands, with the assessed Int button as the running item, the rundown and its repair do NOT include the use of New Era Dianetics preassessment (nor any form of AESPs).

In Int you can only address *Int*. A preassessment addresses something else.

Wins are sometimes reported on the use of preassessment on Int, but it is a dangerous and dicey procedure. It isn't really directly addressing Int. That actually violates the law that when handling Int you run only Int, nothing else.

Using preassessment, whereas you might have one win, you'll have five failures along with it. Sure, somebody got some wins on it, but the next five guys will cave right in and go over the cliff.

The apparency of the win is this: Int flattened and this went unnoticed and then they were running an original item having to do with headaches or some other symptom. This was then preassessed and the person was on the line with R3RA which, of course, can be run *after* you've done an Int Rundown.

So the apparency here is that the use of preassessment handled Int, whereas Int probably had actually flattened first, and then the person was able to get gains from the preassessment and auditing that was done.

This could go in the opposite direction. For example, with Int still unflat you go into preassessment, and you're not now addressing the subject of Int itself. You are now into chains that are not Int chains, with the Int chains themselves restimulated but not yet run, or not fully run. So it is actually a violation of basic tech and it would very swiftly get into a tangled mess.

The rule is, **WHEN HANDLING INT YOU ADDRESS ONLY INT, NOTHING ELSE. AND YOU DO NOT RUN PREASSESSMENT OR AESPs ON INT.**

We have a new, simplified Int Rundown with which to handle it and an extremely workable process in the End of Endless Int Repair Rundown which resolves any persistent Int trouble.

R3RA and preassessment can be run in full by the book, exactly per the New Era Dianetics Series, *after* Int handling has been completed.

L. RON HUBBARD
Founder



HUBBARD COMMUNICATIONS OFFICE
Saint Hill Manor, East Grinstead, Sussex

HCO BULLETIN OF 25 SEPTEMBER 1978R

Issue II

REVISED 4 FEBRUARY 1989

Remimeo
HGC Auditors
Class VIII
 Checksheets
Class V Graduate
 Checksheets
C/Ses
Tech Secs
Qual Secs
Supervisors

Interiorization Rundown Series 14R

**STAR-RATE CHECKOUTS FOR
INTERIORIZATION HANDLING**

Refs:

HCOB 4 Jan. 71R	Int RD Series 2
Rev. 24.9.78	EXTERIORIZATION AND HIGH TA THE INTERIORIZATION RUNDOWN REVISED
HCOB 25 Sept. 78 I	Int RD Series 5
	QUAD COMMANDS FOR INT BUTTONS
HCOB 24 Sept. 78RB I	Int RD Series 4RB
Rev. 4.2.89	THE END OF ENDLESS INT REPAIR RUNDOWN
HCOB 26 June 78RA II	NED Series 6RA
Rev. 15.9.78	ROUTINE 3RA ENGRAM RUNNING BY CHAINS
HCOB 10 Sept. 78	NED Series 25 NED HIGH CRIME

INT must be run flawlessly.

The Int Rundown and End of Endless Int Repair Rundown are to be done by a Class V Graduate Auditor.

BECAUSE IT IS MANDATORY THAT:

1. COMMANDS OF THE INTERIORIZATION RUNDOWN BE CLEARED EXCELLENTLY FOR THE PC'S UNDERSTANDING,
2. THE INT RUNDOWN'S GOING EARLIER COMMAND BE GIVEN FULLY WITH THE ITEM,
3. THE AUDITOR UNDERSTAND FULLY THE THEORY AND COMMANDS HE IS RUNNING.

ALL AUDITORS AND THE C/S OF THE INTERIORIZATION RUNDOWN AND THE END OF ENDLESS INT REPAIR RUNDOWN MUST STAR-RATE WITH CLAY DEMOS ON THE THEORY AND COMMANDS OF THE INT RUNDOWN AND END OF ENDLESS INT REPAIR RUNDOWN.

ALL AUDITORS MUST HAVE AN "OKAY TO AUDIT INT HANDLING" FROM THE DIR OF VALIDITY OR THE QUAL SEC BEFORE THEY MAY DO SO.



No auditor may audit a pc on the Int Rundown or End of Endless Int Repair Rundown unless he has passed tough, star-rate checkouts and excellent clay demos on the materials below, and has an "Okay to Audit Int Handling" chit from Qual.

When he has done so, he is qualified and will be able to deliver an Int Rundown or End of Endless Int Repair Rundown to his pc with the exceptional results for which these rundowns were intended.

STAR-RATE CHECKOUTS FOR "OKAY TO AUDIT INT HANDLING"

Auditor's Name: _____ Org: _____

I attest I am a Class V Graduate or above Auditor.

Auditor's Attest: _____ Date: _____

I. The following checkouts are to be done star-rate to a pass from the Intern Supervisor or Cramming Officer.

1. CLAY DEMO:

- | | | | |
|--------------------|-------|----------------------------|-------|
| a. Lock | _____ | j. Interiorization | _____ |
| b. Secondary | _____ | (as being in) | |
| c. Engram | _____ | k. Interiorization | _____ |
| d. Chain | _____ | (as went in) | |
| e. Picture | _____ | l. The picture erasing | _____ |
| f. Solid | _____ | m. F/N | _____ |
| g. Erasing | _____ | n. Cognition | _____ |
| h. Caused | _____ | o. Erasure | _____ |
| i. Exteriorization | _____ | p. Postulate | _____ |
| | | q. Postulate off = erasure | _____ |

2. CLAY DEMO: (per HCOB 4 Jan. 71R, Int RD Series 2)

- a. Commands for running Int by R3RA, including the going earlier and earlier beginning commands. _____

3. CLAY DEMO: (per HCOB 24 Sept. 78RB I, Int RD Series 4RB)

- a. The End of Endless Int Repair Rundown procedure and commands. _____

This auditor has done excellent clay demos on all of the above.

INTERN SUPERVISOR/CRAMMING OFFICER: _____

DATE: _____



4. STAR-RATE:

- HCOB 4 Oct. 78, Int RD Series 1,
INTERIORIZATION HANDLING SIMPLIFIED _____
- HCOB 4 Jan. 71R, Int RD Series 2,
EXTERIORIZATION AND HIGH TA,
THE INTERIORIZATION RUNDOWN REVISED _____
- HCOB 30 May 70R, Int RD Series 3,
INTERIORIZATION INTENSIVE 2-WAY COMM _____
- HCOB 24 Sept. 78RB I, Int RD Series 4RB,
THE END OF ENDLESS INT REPAIR RUNDOWN _____
- HCOB 25 Sept. 78 I, Int RD Series 5,
QUAD COMMANDS FOR INT BUTTONS _____
- HCOB 11 Apr. 70R, Int RD Series 6,
AUDITING PAST EXTERIOR _____
- HCOB 6 May 70R, Int RD Series 7,
BLOWS—AUDITING PAST EXTERIOR _____
- HCOB 20 Aug. 70R, Int RD Series 8,
INTERIORIZATION RUNDOWN MUSTS _____
- HCOB 13 Jan. 71R, Int RD Series 9,
EXTERIORIZATION _____
- HCOB 16 Dec. 71RB, Int RD Series 10,
C/S Series 35RB, INTERIORIZATION ERRORS _____
- HCOB 24 Sept. 71RA, Int RD Series 11R,
INTERIORIZATION RUNDOWN CORRECTION DRILL:
DATE TO BLOW/LOCATE TO BLOW _____
- HCOB 29 Oct. 71RA, Int RD Series 12,
INT RUNDOWN CORRECTION LIST REVISED _____
- HCOB 24 Sept. 78 II, Int RD Series 13,
PREASSESSMENT, AESPs AND INT _____
- HCOB 25 Sept. 78R II, Int RD Series 14R,
STAR-RATE CHECKOUTS FOR
INTERIORIZATION HANDLINGS _____
- HCOB 17 Dec. 71RB, Int RD Series 15,
C/S Series 23RB, INTERIORIZATION SUMMARY _____
- HCOB 16 Oct. 78 II, Int RD Series 16,
C/S Series 102, C/S CHECKLIST OF INT ERRORS _____
- HCOB 26 June 78RA II, NED Series 6RA,
ROUTINE 3RA, ENGRAM RUNNING BY CHAINS _____
- HCOB 4 Apr. 71-1RC, C/S Series 32RA-1RC,
USE OF QUAD DIANETICS _____
- HCOB 21 Apr. 70, 2-WAY COMM C/Ses _____
- HCOB 3 July 70, C/S Series 14,
C/Sing 2-WAY COMM _____
- HCOB 17 Mar. 74, TWO-WAY COMM,
USING WRONG QUESTIONS _____

This auditor has passed tough, star-rate checkouts on the above HCOBs.



INTERN SUPER/CRAMMING OFFICER: _____

DATE: _____

5. This auditor knows his R3RA and Int procedure cold and can apply it.

INTERN SUPER/CRAMMING OFFICER: _____

DATE: _____

6. This auditor has excellent TRs.

INTERN SUPER/CRAMMING OFFICER: _____

DATE: _____

II. I attest this auditor has been issued an "OKAY TO AUDIT INT HANDLING" chit.

DIR VALIDITY/QUAL SEC: _____

DATE: _____

(Route this form to Internship Admin for
filing in the auditor's intern folder.)

L. RON HUBBARD
Founder

Revision assisted by
LRH Technical Research
and Compilations



HUBBARD COMMUNICATIONS OFFICE
Saint Hill Manor, East Grinstead, Sussex

HCO BULLETIN OF 17 DECEMBER 1971RB
REVISED 24 SEPTEMBER 1978

Remimeo
Int RD
Checksheet
Cl V Grad
Checksheets

(HCOB 2 December 1970 Revised)

Interiorization Rundown Series 15
C/S Series 23RB

INTERIORIZATION SUMMARY

Int Rundowns can be hugely successful, but also INTERIORIZATION CAN BE BADLY MISRUN.

The following references cover the subject of interiorization/exteriorization:

HCOB	4 Oct. 78	Int RD Series 1 INTERIORIZATION HANDLING SIMPLIFIED
HCOB	4 Jan. 71R Rev. 24.9.78	Int RD Series 2 EXTERIORIZATION AND HIGH TA, THE INTERIORIZATION RUNDOWN REVISED
HCOB	30 May 70R Rev. 23.9.78	Int RD Series 3 INTERIORIZATION INTENSIVE 2-WAY COMM
HCOB	24 Sept. 78RA I Rev. 24.9.78	Int RD Series 4RA THE END OF ENDLESS INT REPAIR RUNDOWN
HCOB	25 Sept. 78 I	Int RD Series 5 QUAD COMMANDS FOR INT BUTTONS
HCOB	11 Apr. 70R Rev. 23.9.78	Int RD Series 6 AUDITING PAST EXTERIOR
HCOB	6 May 70R Rev. 24.9.78	Int RD Series 7 BLOWS—AUDITING PAST EXTERIOR
HCOB	20 Aug. 70R Rev. 23.9.78	Int RD Series 8 INTERIORIZATION RUNDOWN MUSTS
HCOB	13 Jan. 71R Rev. 24.9.78	Int RD Series 9 EXTERIORIZATION
HCOB	16 Dec. 71RB Rev. 24.9.78	Int RD Series 10 C/S Series 35RB INTERIORIZATION ERRORS
HCOB	24 Sept. 71R Rev. 24.9.89	Int RD Series 11 INTERIORIZATION RUNDOWN CORRECTION DRILL: DATE TO BLOW/ LOCATE TO BLOW
HCOB	29 Oct. 71RA Rev. 24.9.78	Int RD Series 12 INT RUNDOWN CORRECTION LIST REVISED
HCOB	24 Sept. 78 II	Int RD Series 13 PREASSESSMENT, AESPs AND INT



HCOB	25 Sept. 78 II	Int RD Series 14 STAR-RATE CHECKOUTS FOR INTERIORIZATION RUNDOWN
HCOB	17 Dec. 71RB Rev. 24.9.78	Int RD Series 15 C/S Series 23RB INTERIORIZATION SUMMARY
HCOB	16 Oct. 78 II	Int RD Series 16 C/S Series 102 C/S CHECKLIST OF INT ERRORS
HCOB	26 June 78RA II Rev. 15.9.78	NED Series 6RA ROUTINE 3RA, ENGRAM RUNNING BY CHAINS
HCOB	12 Jan. 75	QUADS REINSTATED
HCOB	4 Apr. 71-IRC	C/S Series 32RA-IRC USE OF QUAD DIANETICS
HCOB	21 Apr. 70	2-WAY COMM C/Ses
HCOB	3 July 70	C/S Series 14 C/Sing 2-WAY COMM
HCOB	17 Mar. 74	TWO-WAY COMM, USING WRONG QUESTIONS

The examination of Interiorization Rundowns done in the field discloses that some auditors engaged in running it have not been fully checked out on it. HCO PL 26 Aug. 65 gives the correct way to do a star-rate checkout. Clay demos must also be correctly done. These are covered in HCOB 11 Oct. 67 and HCOB 10 Dec. 70R I.

These HCOBs on star-rates and clay demos, the Int RD Series, the above-listed issues on R3RA, Engram Running by Chains (NED Series 6RA), Two-Way Comm sessions and Quads make the necessary pack for checking out an auditor before letting him near an Int Rundown. And all interiorization materials as above **MUST BE CHECKED OUT STAR-RATE AND IN CLAY** before a C/S permits one of his auditors to run it on a pc.

UNNECESSARY

The Int buttons **MUST** be assessed before clearing, and then any reading button cleared before it is run. The auditor must ensure that if a button read on an MU, it is first cleared, then reassessed for read. If one or more of the buttons is validly reading, one does an Int Rundown per HCOB 4 Jan. 71R, Int RD Series 2, **EXTERIORIZATION AND HIGH TA, THE INTERIORIZATION RUNDOWN REVISED**.

If there aren't any reads, even after Suppress, Invalidate, Misunderstood and False have been applied to the Int button list, one does **NOT** do an Int Rundown on the pc, as it is unnecessary and classifies as "running an unreading item."

When this test is omitted, you get an unnecessary Int RD being done on a pc.

This would eventually have to be repaired.

FLUBBED R3RA

When the auditor does not do flubless auditing, errors occur in the auditing itself. These will hang up an Int RD.



QUADS OR TRIPLES

DO NOT RUN A PC ON FLOW ZERO FOR THE FIRST TIME ON INT. A TRIPLE PC CAN BE QUADED *AFTER* INT HANDLING IS COMPLETE, BUT IT IS NEVER DONE ON INT HANDLING OR INT REPAIR. (Ref: HCOB 4 Jan. 71R.)

OVERRUN

It *usually* happens that an Int RD is overrun. The EP is reached on F2, let us say. The auditor keeps on going past the win.

This will hang up the rundown.

One of the ways an overrun occurs is the pc goes exterior during it. Yet the auditor keeps on.

Another way is pc has a big cog, big win. Auditor keeps going on with the RD. (HCOB 24 Sept. 71R, Int RD Series 11, INTERIORIZATION RUNDOWN—CORRECTION DRILL: DATE TO BLOW/LOCATE TO BLOW)

Also see HCOB 24 Sept. 78 I, THE END OF ENDLESS INT REPAIR RUNDOWN.

REPAIR OF INT

If even years after an Int RD the pc has a high TA or a low TA, then Int trouble is at once suspected and the original Int RD and any repair of it is suspect and *must be handled*. (HCOB 16 Dec. 71RB, C/S Series 35RB, Int RD Series 10, INTERIORIZATION ERRORS)

The Int RD Correction List Revised (HCOB 29 Oct. 71RA) has been designed to straighten out Int RDs. L3RF handles the Dianetic errors. Where Int correction lists have been done and the pc still has headaches or other Int troubles, a thorough FES must be done **FIRST** on any Int repairs and the Int RD itself **BEFORE** another correction list or other action is ordered.

Isolate any errors and get them cleaned up by an auditor who can read a meter and run and repair Dianetics standardly.

With any errors cleaned off the line, if Int troubles persist, the C/S orders The End of Endless Int Repair RD (HCOB 24 Sept. 78RA I, Int RD Series 4RA). (HCOB 16 Dec. 71RB, C/S Series 35RB, Int RD Series 10, INTERIORIZATION ERRORS)

TWO-WAY COMM

There is a two-way comm step that follows a day or so after an Interiorization Rundown.

An auditor doing this step, preferably the same auditor, **MUST BE CHECKED OUT ON TWO-WAY COMM**.

No C/S should permit any auditor to do any two-way comm until the auditor has been checked out on:

HCOB	21 Apr. 70	TWO-WAY COMM C/Ses
HCOB	3 July 70	C/S Series 14
		C/Sing 2-WAY COMM
HCOB	17 Mar. 74	TWO-WAY COMM, USING WRONG QUESTIONS

and has been drilled on two-way comm until he can do it correctly and comfortably.

PREASSESSMENTS, AESPs NOT USED ON INT

The Int Rundown and its repair do NOT include the use of New Era Diagnostics preassessment (nor any form of AESPs).

The rule is, WHEN HANDLING INT YOU ADDRESS ONLY INT, NOTHING ELSE. DO NOT RUN PREASSESSMENT OR AESPs ON INT. (HCOB 24 Sept. 78 II, Int RD Series 13, PREASSESSMENT, AESPs AND INT)

C/Sing INT

The correcting of an Interiorization Rundown is far harder than making sure that auditors can do the usual in the first place.

Nearly all a C/S's hard work comes from auditors not well trained on courses (indifferent courses) and failing to check auditors out well on the materials *before* permitting them to deliver a new rundown.

The correction of Int is hard since, until it is complete, other auditing is inadvisable. One, however, gets the Int Rundown done.

The End of Endless Int Repair Rundown has vastly simplified the handling of Int repair. (Ref: HCOB 24 Sept. 78RA I, Int RD Series 4RA, THE END OF ENDLESS INT REPAIR RUNDOWN)

INT IS A REMEDY

The Int RD is a simple and precise REMEDY which stabilizes a pc after exteriorizing and permits him to be further audited.

When a pc exteriorizes in session, it is the end phenomena for that process or action. One gently ends off in any case. If the pc has not had an Interiorization Rundown, it is vital, in his next session, to check Int (per HCOB 24 Sept. 71R, Int RD Series 11, INTERIORIZATION RUNDOWN—CORRECTION DRILL: DATE TO BLOW/LOCATE TO BLOW) as the first action. All manner of physical and emotional upsets can result, including a high TA, if this step is omitted.

INT MUST BE CHECKED AS THE NEXT ACTION AFTER THE FACT OF THE PC'S FIRST EXTERIORIZATION.

No other auditing is to be done before Int is handled fully or proves to be uncharged upon checking.



One reason unnecessary Int RDs get done is that the Registrar sells one. That makes the Reg a C/S. So the C/S and auditor run it.

Maybe it wasn't needed.

So if it wasn't needed, it will eventually have to be repaired. (HCOB 24 Sept. 71R, Int RD Series 11, INTERIORIZATION RUNDOWN—CORRECTION DRILL: DATE TO BLOW/LOCATE TO BLOW) (Repair with an Int RD Correction List Revised, HCOB 29 Oct. 1971RA, and/or an End of Endless Int Repair RD, HCOB 24 Sept. 78RA I, Int RD Series 4RA.)

The Interiorization Rundown is a REMEDY designed to permit the pc to be further audited after he has gone exterior.

In the case of Dianetic Clears or Scientology Clears and OTs, as they are not to be audited on Dianetics, the REMEDY would be the End of Endless Int Repair RD.

The Int Rundown is NOT to be sold or passed off as a method of exteriorizing a pc. Nor is the End of Endless Int Repair Rundown. This is very important.

It is general auditing on usual Dianetics and Scientology actions that brings about exteriorization.

When the pc goes or is found to be exterior and Int proves to be charged on checking, one then orders the Interiorization Rundown. Otherwise the TA will misbehave.

The rundown is a REMEDY USED AFTER EXTERIORIZATION HAS OCCURRED BY REASON OF GENERAL AUDITING.

Anxiety to *get* exterior will prompt a pc to buy and a Registrar to sell an Interiorization Rundown. It is in effect just more auditing as far as the Registrar is concerned. When a pc has gone exterior, the Registrar can insist on his buying enough hours for the remedy.

The Int Rundown stabilizes the exteriorization and makes it possible to audit the pc further.

DISABILITY

If an auditor can't smoothly audit a rundown as simple as an Int Rundown, then he is exposed as being unable to run standard Dianetics and should be cleared of his misunderstandings and overts and retrained.

The only real trouble one gets into on an Int Rundown stems from the inability of the auditor to run a smooth, good-TRed R3RA session. Pcs are not hard to run on it.

C/S WINS

A C/S cannot win at all if he is continually having to make up for flabby auditing by the auditor.



Therefore, the C/S must be very sure his auditors are fully checked out on things they are to run before running them.

If there is no Qual Staff Training Officer or no Cramming, a C/S can fully afford to do the training and cramming himself. Otherwise, he will lose far more than that time in C/Sing for auditors not checked out.

By the skill of his auditors you know the C/S. Not by his unusual solutions after flubs.

The Int Rundown is too easy to do to have any trouble—the trouble comes when the auditors are not checked out beforehand, star-rate and in clay on new things they are to run.

L. RON HUBBARD
Founder



Interiorization Rundown Series 16

C/S Series 102

C/S CHECKLIST OF INT ERRORS

There are two major errors that occur most frequently on Int handling which a C/S must be on the alert for:

1. DOING OR RUNNING *ANYTHING* ELSE BEFORE AN INT RUN-DOWN WHEN ONE IS NEEDED.
2. OVERRUNNING THE INT RUNDOWN.

By far the commonest error is number one above. It happens most often at the very beginning of a session on Int itself, by the auditor engaging in two-way comm or ruds or a belabored and overcomplicated clearing of commands, or some other action than getting right onto the running of Int.

This is flagrant. When I was C/Sing, it is what I kept running into—the auditor doing all kinds of preliminary steps before starting Int. It boils down to auditing over out-Int, and it can't be done.

You'll get the auditor who says, "But all I did was ask him how he was feeling." That's enough. That's two-way comm, and you can't run *anything* else but Int when Int is out, and that includes two-way comm. You don't ask the pc how he feels about anything. You just start the Int Rundown.

So that's the first major error to watch for: somebody trying to run something else before the Int Rundown itself.

The second is OVERRUN. Pc has a big cognition, a big win, TA blowdown, and the auditor misses it, goes right on past it and continues auditing. Or the pc exteriorizes and the auditor continues past exterior.

There is vital data on the end phenomena of Int on HCOB 4 Jan. 71R, Int RD Series 2, and both C/S and auditor MUST have this data and know and be able to recognize the EP of Int when it occurs. Otherwise it will really mess up a case. Those are the two major violations a C/S (and an auditor) must not permit in the running of Int if it is to be successful.

Because they are the most major errors they have been included first on the checklist below.

C/S CHECKLIST FOR DETECTING ERRORS ON INT

The following is a checklist to be used in the C/Sing of Int. The C/S checks a bogged session or any session on Int against this list to detect the exact cause of

the trouble or an error that could be the source of future trouble in ensuing sessions.

1. Doing or running *anything* else before an Int Rundown when one is needed. (Includes ruds, 2-way comm, LIC, anything.)
2. Auditing over out-Int.
3. Overrunning the Int Rundown.
4. Auditing past exterior.
5. Overdoing the clearing steps preceding the actual rundown.
6. Running an Int button that only read on a Mis-U or false read. (Failure to clear an Int button before running it.)
7. Clearing *all of* the Int buttons before assessment, instead of clearing only the button with the largest valid read.
8. Failure to use Suppress, Invalidate and Misunderstood on an unreading Int button list.
9. Misassessment of the Int button list.
10. Doing an Int Rundown when none of the buttons have read. (Constitutes running an unreading item.)
11. Auditor can't get reads or make a list read.
12. Not taking the Int Rundown to its full EP.
13. Not understanding the theory of Int and R3RA and WHY one goes earlier or asks for an earlier beginning to the incident.
14. Running the concept of "was in" or "stuck in" instead of the concept of "moving in" or "going in" (on whatever the reading Int button is).
15. Not repeating the actual button for the chain when asking for an earlier incident. (Not knowing R3RA commands.)
16. Not completing a chain to full Dianetic EP.
17. Not completing any one flow on an Int button in one session, thus ending a session on an unflat flow.
18. Introducing Flow 0 to a pc for the first time on Int Rundown or Int repair (i.e., running a Triple pc on Quad Flows).
19. Auditing over an earlier Dianetic error.
20. Auditing the rundown "to exteriorize" the pc.
21. Using preassessment or AESPs on Int.
22. Misassessing or incorrectly handling the Int Correction List.

23. Overcorrecting the Int Rundown.
24. Running Dianetics on a Dianetic Clear, Scientology Clear or OT.
25. And, on the part of the C/S, attempting to correct a botched Int Rundown without a full FES of the Int RD, or any Int repair, being done first.

The above points are all covered fully in the Int Rundown Series. Cases that are not running well on Int will be found to have had one or more of these errors committed on them.

Using the above list to spot and *prevent* Int errors will make the C/S's job lighter and give both auditor and pc a smoother run on Int.

L. RON HUBBARD
Founder

THE PURIFICATION RUNDOWN SERIES

PUR
S:



Purification Rundown Series 1R

**THE PURIFICATION RUNDOWN
REPLACES THE SWEAT PROGRAM**

Refs:

HCOB	5 Nov.	74	DRUGS, MORE ABOUT
HCOB	31 May	77	LSD—YEARS AFTER THEY HAVE “COME OFF OF” LSD
HCOB	25 Oct.	71	DRUG DRYING OUT
HCOB	2 June	71 I	Study Series 2 CONFRONTING

(This issue has been revised to incorporate data from recent research into the progress of cases in view of the current environmental and drug scene, and to give the full steps of the new Purification Rundown.)

(The Purification Rundown does not supplant technology developed and in use especially in Narconon for persons currently on drugs and apt to experience withdrawal symptoms when taken off of them. The rundown would be begun only after such technology was applied.)

(We are not concerned with handling bodies with the Purification Rundown. Our concern is freeing the individual up spiritually. The only dosages recommended are those classified as food. There are no medical recommendations or claims for it. The only claim is future spiritual improvement.)

(This data is released as a record of researches and results noted. It cannot be construed as a recommendation of medical treatment or medication and it is undertaken or delivered by anyone on his own responsibility. I receive no percentage of fees for administering this rundown and my development of it is a contribution and gift to my friends.)

Glossary: Any words you find in this HCOB which you do not understand can be found in a normal dictionary or in the *Dianetics and Scientology Technical Dictionary* or are explained in the following text.

The planet has hit a barrier that prevents widespread clearing—drugs and biochemical substances. These can put beings in a condition that can prevent case gain.

That’s the situation today.

What would you give for a rundown that undercut every case on the planet and could be administered by technicians who did not require long periods of training?

Sweeping breakthroughs have been made recently through my twenty-nine year study of the progress of cases against the environmental factors and biochemical aspect of our current society.

One immediate result of this is the Purification Rundown.

The Purification program is a program to purify and clean out of one's system the restimulative drug or chemical residues which could act to prevent case gain from Dianetics or Scientology processing. Based on the original Sweat-out Program, it is a new much more thorough and much faster version of that program, streamlined by the introduction of the sauna bath for sweating, and with a much broader use.

It should be clearly understood at the outset that the Purification Rundown is not a substitute for any kind of processing.

Rather, because of the biochemical problem that besets society today, it is the undercut that has become necessary to prepare the majority of pcs for making optimum case gain from their processing.

In point of fact, the Purification Rundown is for anyone.

BIOCHEMICAL FACTORS

By "biochemical" is meant:

The interaction of life forms and chemical substances.

BIO means life; of living things. From the Greek "BIOS," life or way of life.

CHEMICAL: of or having to do with chemicals.

"Chemicals" are substances, simple or complex, which are the building blocks of matter.

We live in a chemical oriented society.

One would be hard put to find someone in the present-day civilization who is not affected by this fact. The vast majority of the public is subjected every day to the intake of food preservatives and other chemical poisons including atmospheric poisons, pesticides and the like. Added to this are the pain pills, tranquilizers and other medical drugs used and prescribed by doctors. And we have as well the widespread use of marijuana, LSD, angel dust and other street drugs which contribute heavily to the scene.

I have even found that there is such a thing as the "drug personality." Drugs can apparently change the attitude of a person from his original personality to one secretly harboring hostilities and hatreds he does not permit to show on the surface. While this possibly is not always the case, it does establish a linkage between drugs and increasing difficulties with crime, production, program execution and the modern breakdown of the social and industrial culture.

These factors are *all* part of the biochemical problem.



WHY "PURIFICATION?"

We have known since 1968 that it is a mistake to try to do mental and spiritual handling on somebody who has been on drugs. People who have been on drugs do not make case gain until the drugs are handled. In the early '70s the Drug Rundown was developed and put into broad use and it included the auditing out of drugs, medicines and alcohol.

In 1977 I issued HCOB 31 May 77 in which I stated that LSD apparently stays in the system, lodging in the tissues and mainly the fatty tissues of the body and is liable to go into action again, giving the person unpredictable "trips."

The "restimulation" experienced by people who had been on LSD appeared to act as if they had just taken more LSD.

As it has been stated that it only takes one-millionth of an ounce of LSD to produce a drugged condition and because it is basically wheat rust which simply cuts off circulation, my original thinking on this over the years was that LSD sticks around in the body. That basically is the idea underlying the original Sweat Program. The remedy given was to sweat it out.

From the most recent research developments, it now appears that:

Not only LSD but other chemical poisons and toxins, preservatives, pesticides, etc., as well as medical drugs and the long list of heavy street drugs (angel dust, heroin, marijuana, etc.) can lodge in the tissues and remain in the body for years.

Even medicinal drugs such as diet pills, codeine, novocaine and others have gone into "restim" years after they were taken and had supposedly been eliminated from the body.

Thus it seems that any or all of these hostile biochemical substances can get caught up in the tissues and their accumulation probably disarranges the biochemistry and fluid balance of the body.

These substances must be eliminated if the person is to get the most possible gains from mental and spiritual processing.

The operating rule is that mental actions and even biophysical processes (Objectives, etc.) do not work in the presence of drugs.

Drug residues can stop any mental help. They also stop a person's life!

THE ONLY REASON WE ARE HANDLING DRUGS AND DRUG DEPOSITS IN THE BODY IS SO THAT THE INDIVIDUAL CAN *THEN* GET CASE GAIN.

APPARENT GAIN OCCURS BY CLEANING UP THE BODY AND CAN BE SEEN AS AN END-ALL IN ITSELF. THIS IS NOT THE CASE.

DRUGS AND BIOCHEMICAL SUBSTANCES CAN *PREVENT* CASE GAIN FROM OCCURRING.



Only when we have accomplished the biochemical handling can we then go onto the next step, the biophysical handling (the relationship of the being to the body, the environment or universe) and then onto mental and spiritual processing.

When you try to move these around and put them out of sequence you get losses.

EXAMPLES: Actual tests have demonstrated that a person who has been on heavy drugs requires up to ten times the time to obtain a result which a nondrug person attained in only six to eight hours of processing. Early tests are also showing that the learning rate of a person who has been on drugs is much lower than a nondrug person. The memory of a person who has been on drugs is such as to remove him from fear of consequences. Rate of case gain is enormously retarded by toxic substances such as drugs.

The reason we can make a breakthrough with this is because of the “theta-mest theory” covered in the text *Science of Survival*. Older scientific thought believed all life came from matter, a belief which goes back to the ancient Egyptian priests and remains today the dominant belief of chemists, psychologists and psychiatrists.

A life form is a combination of life itself and the physical universe. Certain elements in the physical universe are highly antipathetic to life and when introduced into life forms, inhibit proper functioning and even destroy.

The being (thetan) of course has potential pictures of these toxic substances and states and as long as they are in the body, these actual substances can restimulate a being. When they are gone from the body, the constant restimulation can cease. So it is actually a spiritual action that is being done.

A Case Supervisor should be aware of the fact that he is wasting his time if he ignores the above.

The removal of these life-hostile chemical substances from the body of any person apparently speeds, and in some cases even makes possible, case gain. It is even worth doing for its own sake.

The Purification Rundown, therefore, is for anyone.

There is probably not a pc today who is outside this requirement.

THE PURIFICATION RUNDOWN

The rundown is a tightly supervised regimen which includes:

- Exercise
- Sauna Sweat-out
- Nutrition, including
vitamins, minerals, etc.,
as well as oil intake
- A properly ordered personal schedule.

An OCA and IQ test are given the person before starting the rundown and upon its completion.



With each of these points kept in and the introduction of the sauna bath for sweating out, it is a refined and streamlined version of the original Sweat-out and can be completed in a fraction of the time sweat-outs have taken in the past. Properly scheduled, with exercise and sauna sweat-out done five hours a day the program can be completed by many in two weeks' time. Some pcs may require more than that, some less.

When the Purification Rundown Is Done: The Purification Rundown could be considered mandatory to any person who has been on LSD or heavy drugs or who has a heavy medical drug history. Such a pc is not likely to get very fast case gain without it.

There are many pcs who have had hundreds of hours of auditing, including Drug Rundowns, who have never done a sweat-out of any kind. While tremendous gains have been made by such pcs which are not to be invalidated, there is no doubt but what a large majority of them would benefit by the Purification Rundown and benefit even further from future auditing as a result.

Additionally, there are those who have done sweat-out programs in the past who have not experienced all the gain from it possible, or who have skimped or are incomplete on sweat-outs.

In all cases such as those above, it is a matter for C/S adjudication as to whether or not the person would now do the program.

One would not interrupt a case that was running smoothly and making excellent gains progressively. One would not interrupt an ongoing auditing action to throw in such a program randomly.

On the other hand, where a pc is consistently not making the expected gains from his processing, or is not continuing up the Bridge on his grades, a C/S might suspect the need for this program and it now becomes a part of the tech of C/Sing to take this into consideration.

In the case of a pc who has started and is continuing up the grades, it would require the correct programing.

As the Purification Rundown is always done under C/S supervision, it becomes a matter for the C/S to decide.

The Purification Rundown and Auditing: Originally, sweat-outs were used to debar people from processing, so they were then permitted to be done during processing, which was not the most optimum solution.

Today, as the Purification Rundown via sauna can take as little as two weeks, it is not done concurrently with auditing. The program is done by itself, intensively, to completion under the daily supervision of the C/S.

WARNING

This program can be strenuous and should not be undertaken by anyone who has a weak heart or who is anemic. It is therefore absolutely essential that the following rules are strictly adhered to:



1. Any person, before being put on the Purification Rundown, must first have written medical okay to do the program from an informed licensed medical practitioner. The C/S, the Medical Liaison Officer (MLO) and the Purification Program I/C must ensure this prerequisite is kept in.
2. The MLO must ensure that no one who has a weak heart or who is anemic is allowed onto the program. These points must be checked by a reliable licensed medical doctor before the person starts the program. People wishing to do the Purification Rundown who have a known heart condition or high blood pressure or who are anemic, and even those with certain kidney conditions must do a program which is of a much lower gradient. An exercise program and nutrition can be worked out for them with a medical doctor.
3. Blood pressure checks and tests for anemia are given periodically as the person goes through the program and if any signs of a weak heart or anemia should appear, the person is taken off the rundown and handled medically.

EXERCISE AND SAUNA

In order to flush the poisons and chemical substances out of the body, the following actions are done.

1. *RUNNING*. The first action is running. The purpose of this is NOT to generate sweat but to get the blood circulating and the system functioning so that impurities held in the system can be released and are pumped out.

Running increases the circulation throughout the whole body, thus: (a) it carries out cell waste more rapidly and (b) causes the circulation to go deeper into the muscles and tissues so those areas which have been stagnant can now get rid of the accumulation of biochemical deposits and, in the case of LSD, the “residual crystals” which have been stored.

Running is done on a daily basis once the person has been assigned to this program. It is done in a rubberized or vinyl-type sweat suit when persons are not also being given sauna or steam bath treatment. When the Purification Rundown is being delivered with the sauna, the rubberized or vinyl-type sweat suit is omitted in running but the running is still done and is a necessary part of the rundown.

In other words:

- a. when the person is doing the Purification Rundown standardly and using the sauna he must also run to work up his circulation prior to going into the sauna, but he does NOT wear a rubberized or vinyl-type sweat suit when he runs.
- b. when a sauna is not available, some but much slower results are obtained by running in a rubberized sweat suit, as in the original Sweat-out Program (which has now been supplemented by my later discoveries).

The running should be done on a gradient. If you are so breathless that you can't talk to another while you are running, then you are straining too much, so cut the gradient.

2. *SWEATING IN THE SAUNA.* The second action, following the running, is sweating. A person goes into the sauna to sweat. The impurities can now be dispelled from the body and leave the system through the pores.

A sweat suit is NEVER worn in the sauna as this acts as insulation much the same as when a diver wears a wet suit to insulate against the cold of the sea. Wearing a sweat suit in the sauna would insulate against the heat and so inhibit and curtail sweating.

Dry or Wet Sauna and Steam Baths: Thus far, the use of a dry sauna has proved to be the most successful in inducing profuse sweating on most people. It is possible that some people may sweat more in a wet sauna; it may be that it is an individual matter and it has not yet been fully tested. There is no regulation on the rundown that outlaws the use of a wet sauna. Whichever type of sauna is employed, the whole idea is to use the system which permits the person to sweat the most.

Steam baths, at similar temperatures to the sauna, can be used by themselves when available. They serve much the same purpose as the dry sauna and it has been suggested that a steam bath may even work faster, but this has not been tested or confirmed. The steam bath is not preferable to a sauna but produces a similar effect. Either can be used.

The same tips and precautions apply to the use of a steam bath as to the sauna.

Temperatures: Sweating in the sauna is done at temperatures ranging anywhere from 140 degrees to 180 degrees. It is a matter of what temperature the person can take. Usually, but not always, a person beginning the rundown will start at a lower temperature and work up. Then as he progresses he will find he can take increasing degrees of heat.

Precaution: When people get too warm or feeling faint, or when the body temperature gets too high in the sauna, it is permissible for one to go out and take a shower and then go back into the sauna. One could get overheated to the point of simply keeling over due to the heat, and the handling for this is to take a cold shower. People who are having a hard time spending consecutive hours in the sauna are permitted to do so.

A similar manifestation can be caused by lack of salt or potassium, so one must watch for any symptoms of salt or potassium depletion and handle such manifestations with extra salt intake or potassium gluconate tablets, as covered in the section, *Salt and Potassium*, below.

It is advisable NOT to fall asleep in the sauna as overheating or salt or potassium depletion could occur while one was asleep.

Running Time versus Sauna Time: On the Purification Rundown, five hours a day are spent on a combination of running and sweating.

It should be emphasized here that the five-hour period is NOT fifty percent exercising and fifty percent sauna. The rundown gives best results and works like a bomb with a much lower percentage of time exercising and a much higher percentage in the sauna.

There are no arbitraries set as to the exact time limits for each, but the bulk of the five hours daily period of running and sauna sweat-out is best spent in the sauna after the circulation has been worked up by running.

One would not stint on the running, however, as the most benefit is obtained from the sweating when the circulation has been worked up so that the impurities are ready to be flushed out.

Running and sauna sweat-out should be done with another person, as restimulation of past drugs, medicines, even anesthetics, etc., can and often does occur, as the toxins get sweated out. This can include the restimulation of a full-blown “trip” from LSD or other drugs one may have taken. It is a safeguard, therefore, to be accompanied by a partner or twin.

Eucalyptus Oil: A small quantity of eucalyptus oil is sometimes added to the steam in a steam bath or similarly used in some saunas.

In a modern sauna or steam bath, the procedure is to simply put one or two capfuls of eucalyptus oil in a bucket of water in the room. As it then evaporates (the oil will evaporate before the water does), more can be added as needed.

Some people don't like the smell of eucalyptus at all, while others find it pleasant. If the solution is too strong it can cause watering of the eyes or nausea in some cases. Thus, one would survey before using it and, if used, it should be in appropriate small quantities.

Used correctly, eucalyptus has been reported to be beneficial in clearing up the lungs and clearing the sinuses. One person has reported his voice smoothing out as a result of using eucalyptus oil in the sauna.

It is not a mandatory step on the Purification Rundown, but as an optional step the data given here on the use of eucalyptus oil in the sauna or steam bath should be known.

Whether or not eucalyptus is used, it goes without saying that a sauna or steam bath should be kept hygienic and free of odors by scrubbing the room at least once, or oftener, daily.

Salt and Potassium: Salt (sodium chloride) is not mandatory for every individual on the program. It is only necessary as a treatment if the symptoms of salt depletion (heat exhaustion) occur. These are clammy skin, tiredness, weakness, headache, sometimes cramps, nausea, dizziness, sometimes vomiting or fainting.

As potassium is lost in sweating, some of the above symptoms can be from potassium depletion. So, if salt does not handle the above symptoms, then one would switch to either potassium gluconate tablets or “salt substitute” which is mainly potassium.

Salt and potassium must be available to anyone who is on the Purification Rundown. Ideally, they would be located very near the sauna, clearly labeled.

Liquids: While on this program, it is important that one drink plenty of water which greatly assists in flushing and cleansing the system out. Additionally, with all the sweating done in the sauna it would be dangerous not to replenish body fluids.

PERSONAL SCHEDULE

It is important that a person on the Purification Rundown maintains a properly-ordered personal schedule.

This means that once one has started on the program he must stick to it sensibly and not skip days or do it in a random fashion.

It also means that one should get enough sleep.

If one proceeds through the program in an orderly fashion it will be faster and more effective.

NUTRITION

When we speak of nutrition we are not talking about food, as such. We are talking about vitamins and minerals as well, as these are vital to proper nutrition and vital to the effectiveness of this rundown. We are not, however, talking about “diet” in the overused sense of the word.

Diet and Food Fads

There are NO diets required on this rundown.

The person simply eats what he normally eats and he should make sure he gets some vegetables and that the vegetables aren't cooked to death. Vegetables contain a lot of minerals and fiber as well as some vitamins necessary to his recovery.

We are not food faddists. However, there is plenty of food faddism going on in society and you can easily start such a fad, so this must be watched on the Purification Rundown. If we don't watch it on all this we'll have people eating banana fronds split into diamonds and star shapes and blessed by some deity or other. Or a fad of “three lettuce leaves criss-crossed with two slabs of peanut butter an absolute must eighteen times a day” as the only food a person can have.

Food is subject to becoming very faddist and frankly people know very little about it.

I wrote an essay on this subject (HCOB 25 Mar. 75, DIET, THEORY OF A NATURAL DIET) to the effect that nobody has ever isolated the proper diet for *Homo sapiens*. It gives the formula of how one would go about finding the exact and proper diet. It tells you that all this diet faddism is based on no data.

So, there is no thought here of putting the person on any kind of special diet at all. There are no restrictions on what one may eat. We are not even trying to preach against toxic foods or campaign against diet abuses or junk foods or anything of that sort.

We are only trying to handle the *accumulation* of impurities built up in the body. If you wanted to defend your body against all future impurities then that is another program and not part of this one.



What is part of this scene is that a person will need certain nutrition in the form of vitamin intake and minerals.

One follows his normal eating habits. There are, however, some *additions* to the normal eating habits which consist of taking a quantity of “All Blend” oil each day, secondly, drinking lots of water to help flush out the system and thirdly, ensuring that the vitamin and mineral intake is adequate.

To put a person on a diet different than that to which he is accustomed is to introduce a sudden change in the midst of these other changes. A change of diet might be just one too many changes and is an additive to this rundown.

Oil

There is an oil called “All Blend” which has four different oils in it (soy, walnut, peanut and safflower oil) which is available in the US in health food stores. If this type of oil is not obtainable elsewhere, one could blend it from these four oils in the proper amounts, or find an adequate substitute. “All Blend” oil would be best but any oil used must be cold-pressed and polyunsaturated. The oil must be kept refrigerated so that it does not go rancid.

Lecithin should also be taken on the Purification Rundown along with the “All Blend” oil and is obtainable from most health food stores in a granulated form. The amount of lecithin to be taken while on the Purif has been estimated to be between one to two tablespoons per day depending on how much oil the person is taking. In its granulated form it can be mixed with other food such as milk, yogurt or juice. (Ref. HCOB 28 Mar. 90, Purif RD Series 15, THE ROLE OF OIL ON THE PURIFICATION RUNDOWN)

Toxic substances tend to lock up *mainly*, but not exclusively, in the fat tissue of the body. (There is no such thing as a fat cell.) The theory, then, is that one could replace the fat tissues that hold these accumulations. The body will actually tend to hold onto something it is short of. Thus, if you try to get rid of something it is short of, it won't give it up. So, in the matter of oil, if the person takes some oil the body might possibly exchange the good oil for the bad fat in the body. That is the basic theory.

It is a theory of exchange. It is based on the Have-Waste formulas and processes which were extant in Scientology in the late '50s. That whole body of data applies to this oils scene.

Refs:

PAB 123, 1 Nov. 57

HCOB 29 May 58

THE REALITY SCALE
STANDARD CLEAR PROCEDURE
AND AN EXPERIMENTAL ROAD:
CLEARING BY VALENCES

Book: *Scientology 8-8008*

Associate Newsletter No. 2, ca. early May 1953

Associate Newsletter No. 7, ca. late July 1953

If one wants somebody to clean up the fat tissue in the body, he had better give the body some fat in order to make up for the fat tissues the body is now

releasing or changing. The effort is to get the body to take good oil or fat in exchange for the bad fat it is holding onto. In this way we have some chance of getting the body to release fatty tissue which is impregnated with toxic substances.

How Much Oil?

The exact quantity of oil needed by the person on the Rundown has not been definitely established, but it is very likely somewhere between two tablespoonfuls and a half a cup. One tablespoonful of oil is not going to accomplish much. Too little oil won't let the body substitute the fat tissue. If too much is given it can cause diarrhea. One way to test for the right amount of oil for the person would be to put him on a scale and keep a close check on his weight. This should be done routinely in any event when a person is on the Purification Rundown. If the fat is being replaced in the body despite the intake of oil then the weight will not go up. If the body is simply assimilating the oil, with no exchange in fat tissue, the weight will go up. Change in weight would tend to indicate whether or not the body was exchanging old fat tissue for new fat tissue or simply adding new fat tissue.

All people, be they fat or thin, have some fatty tissue. Some of course have more fat stored in their bodies than others. On this program we simply want to get rid of the fat that contains the toxic substances, we are not even trying to make people lose weight.

(Worth mentioning here is also the fact, particularly in regard to thin people, that while toxic substances lock up *mainly* in fat tissue it does not mean that the person cannot have drug deposits inside cells.)

One could not expect the results that can be achieved on the Purification Rundown without sufficient oil intake.

Nutritional Deficiencies

Having been an early discoverer and instigator of vitamin therapy over the past twenty-nine years, I know whereof I speak on the subject of nutritional deficiencies. My work covering vitamins and deficiencies, stimulants and depressants and the field of biochemistry goes back to the spring of 1950.

Though I have been interested in vitamins primarily only as they might aid, speed or assist auditing, my research along this line has been extensive. This is not to devalue the work and contributions of others in the nutritional fields.

It takes a mere skimming of the surface of this subject, however, to recognize that the Purification Rundown will not be effective in the face of a vitamin or mineral deficiency in the person.

One of the things that toxins and drugs do is create nutritional deficiencies in the body in the form of vitamin and mineral deficiencies. Obviously a C deficiency, a B complex deficiency and a niacin deficiency are brought about by drugs. There may be other deficiencies that we are not aware of at this time. But that list is certain.



Also, alcohol, for example, depends for its effects on a person being able to burn up B₁. When it burns up all the B₁ in the system the person goes into DT's (delirium tremens) and nightmares.

In the case of other toxic substances the probability exists that other vitamins besides B₁ are burned up. What we seem to have hit on here is that the LSD and street drugs burn up not only B₁ and B complex (which we assume they do) but also create a deficiency in niacin in the body and that they possibly depend on niacin (one of the B complex vitamins) for their effect.

It is easily seen that there is a wide range of toxic substances which create nutritional deficiencies.

It is quite vital that any vitamin or mineral deficiency is being handled while the person is on this rundown.

In the piloting and development of the Purification Rundown, the most effective handling for this was found to be starting the person on the following:

Vitamin A — approximately 5000 IU per day.

Vitamin B complex — approximately 2 caps per day. Ensure the Vitamin B₂ and B₆ are balanced (approximately the same amount of each).

Vitamin B₁ — special additional amounts of B₁ are required, 250–500 mg or greater daily, depending on the amount of niacin given.

Vitamin C — 250–1000 mg daily, depending upon the person's tolerance. (As vitamin C can cause stomach problems or diarrhea, each person's tolerance must be worked out.)

Vitamin C has to be increased in proportion to the niacin given. Records exist wherein vitamin C has become so deficient in a drug user that he used up tens of thousands of milligrams per day before he began to eliminate any. Vitamin C deficiencies result in scurvy. "Live C" from raw onions or raw potatoes is sometimes necessary in addition to synthetic C and were the traditional remedies for scurvy.

Vitamin D — approximately 400 IU daily.

Vitamin E — approximately 800 IU daily.

Niacin — 100 mg daily to begin. It is then increased gradiently to as high as 5000 mg. Particularly B₁ and C have to keep pace with it as it is increased in dosage.

Cal-Mag — one glass daily, at least.

Multi-Minerals — (a balanced combination of minerals).

These would then be increased proportionately according to need and/or niacin increase as the person progressed on the rundown.

A person may have certain vitamin deficiencies which are not handled by the



above. When he routes onto the Purification Rundown he should be sent to a medical doctor who would determine what, if any, additional vitamin deficiencies he might have. Any such not covered in the above list would then be handled with specific supplements for those deficiencies.

Vitamins would be taken after meals or with yogurt. If taken on an empty stomach they could cause stomach burn.

NIACIN

Niacin, as one of the B complex vitamins, is essential to nutrition. It is so vital to the effectiveness of the Purification Rundown that it requires some extensive mention here.

It can produce some startling and in the end very beneficial results when taken properly on the rundown, along with the other necessary vitamins and minerals in sufficient and proportionate quantities and along with proper running and sweat-out.

Its effects can be quite dramatic so one should understand what niacin is and does and have a good R-factor on it when starting the rundown. Taken in sufficient quantities it appears to break up and unleash LSD, marijuana and other drugs and poisons from the tissues and cells. It can rapidly release LSD crystals into the system and send a person who has taken LSD on a trip. (One fellow who had done the earlier sweat-out for a period of months and who believed he had no more LSD in his system took 100 mg of niacin and promptly turned on a restimulation of a full-blown LSD trip!)

Running and sweating must be done in conjunction with taking niacin to ensure the toxic substances it releases actually do get flushed out of the body.

Niacin: Background History

Niacin's biochemical reaction is my own private, personal discovery. In the middle of the 1950s, I was doing work on radiation and I worked out that it must be niacin that operated on radiation. I was recently told by a doctor that the Dianazene formula of that time is remarkably workable today. Niacin runs out radiation. It will often cause a very hot flush and prickly, itchy skin which can last up to an hour or longer. It may also bring on chills or make a person feel tired.

The outpoint in medical thinking has been that they thought the niacin itself turned on a flush. So they invented something called niacinamide to keep from turning on this flush. Niacin all by its lonesome does not turn on any flush. What it starts to do is immediately run out sunburn or radiation. So the niacinamide they invented is worthless and it should be mentioned that it is.

In 1973 someone got a Nobel Prize for curing insanity with niacin, but it was fairly marked that he didn't know the facts of what was actually happening because it was then promptly abandoned as people found that prolonged quantities of niacin "gave very bad side effects." The truth of the matter is that if one continues niacin, always along with the other necessary vitamins in proper amounts, the bad effects will vanish. In other words, the work I did on this was picked up and misapplied and then abandoned. This is the background history of niacin.



Now more recently doctors in megavitamin research have been administering niacin to get people through withdrawal symptoms or get them over bad drug kicks and they have been using enormous doses of, for example, 5000 mg.

I have no personal knowledge that such enormous doses are necessary for handling drugs. It is very possible that, given the combination of all the points on the Purification Rundown, many people would be able to handle drugs with lesser amounts of niacin, something under 5000 mg.

Niacin Theory

In theory, niacin apparently does not do anything by itself. It is simply interacting with niacin deficiencies which already exist in the cellular structure. It doesn't turn on allergies; it runs out allergies. Evidently anything that niacin does is the result of running out and running through past deficiencies.

CAUTION: The manifestations niacin produces can be quite horrifying. Some of the somatics and manifestations the person may turn on are not just somatics in lots of cases, in my experience. I have seen a full-blown case of skin cancer turn on and run out. *So, a person can turn on skin cancer with this and if that should happen, if niacin is continued the skin cancer has run out completely.*

Other things that may turn on are hives, flu symptoms, gastroenteritis (inflammation of the mucous membrane of the stomach and intestine), aching bones, upset stomach or a fearful or terrified condition. There seems to be no limit to the variety of phenomena that may occur with niacin. If it is there to turn on by niacin it apparently will do so with niacin.

The two vital and proven facts here are:

1. When the niacin was carried on until these things discharged they did run out, as they *will* do. (Sometimes people chicken out on it and don't finish the course and it leaves them hung up. This should not be allowed to happen.)

IT IS A MATTER OF RECORD THAT WHAT TURNS IT ON WILL TURN IT OFF WHERE NIACIN IS CONCERNED.

2. When the niacin dosage was increased and the whole lot of the rest of the vitamins being taken was also increased proportionately, the niacin itself, taken in large amounts, did not create a vitamin deficiency.

Increasing Niacin and Other Vitamin Quantities

Most persons who have done the Purification Rundown started niacin at 100 mg a day (some took lesser amounts, depending upon tolerance) and increased the dosage as they progressed.

The best results were obtained when niacin was taken all at one time, not split up during the day. Taken with water on an empty stomach it can be very upsetting. It is found to be best taken after a meal or with yogurt or milk.

To increase the dosage, a specific quantity of niacin was administered each day until the effect that dosage produced diminished. One would then, next day, up the dosage on a gradient, say in amounts of 100 mg. In this way you get an

overlap of the old dosage becoming useless and the new dosage being needed. This tended to speed up the action considerably when continued each time the effect of the dosage diminished.

The other vitamins would have to be increased proportionately to niacin at the same time the niacin is increased as they are interacting in the deficiencies and more are needed.

It was found essential that C, B₁ and other B vitamins need to be given in ratio to the niacin being fed. In other words, as you up the niacin you would up the B₁ and the B complex. And also as the niacin is upped, the vitamin C would be upped. These things would have to be kept in ratio.

The theory here is that one, by overdosing one vitamin, can create a deficiency artificially of another vitamin. This is a principle I hit upon as early as 1950 and proved it. You can actually create a deficiency in C by administering B and calcium. All you have to do is pump those things to the guy in very, very heavy dosages and he will develop the deficiency characteristics of C. His teeth begin to hurt. Then when you give him C the manifestations go away. In other words, an overdose of X and Y can apparently create a deficiency in vitamin Z.

The reason for all this is that a vitamin is making certain changes in the body and these changes to occur fully also require the additional vitamin. But that additional vitamin isn't there. So it gives the manifestation of being in deficiency. All of this is my own private theory; it isn't anywhere else and it hasn't been subjected to tremendous and intensive research. But I sure can turn on a vitamin C deficiency in anybody by over-administering B and calcium.

In other words, vitamin rations would have to be in proportion to one another.

MINERALS

Between 1945 and 1973 I studied the endocrine system. In 1973 it seemed that minerals and trace minerals operating in the blood stream and circulated by other body fluids were a key to glandular interactions. The theory is: Every gland in the body specializes in one or more minerals and actually that is how they make themselves interact one with another. The endocrine system of the body monitors the endocrine system of the body apparently through minerals.

As various drugs upset the whole endocrine system of the body you can see that the moment you start administering vitamins and sweat-out and things like that you're going to get a mineral demand in the body. Therefore, there would need to be certain mineral dosages right along with the rest of this package.

The principle here is that by giving one or two vitamins in excess amount you can create a nutritional deficiency of another vitamin which isn't being given or isn't being given in enough quantity.

Thus, what could slow down the Purification Rundown and make it appear unflat would be a nutritional failure—a failure to flank the niacin on either side by sufficient amounts of the other needed vitamins and minerals in proportion and a food intake which includes vegetables and oil.



In such a case one would be looking at *created* nutritional deficiencies—not conditions which were there to begin with to be run out.

Not knowing these things is probably what made the medics earlier believe that niacin had side effects. The side effects were probably somatics and manifestations half run out and deficiencies created by not flanking niacin with the other vitamins and minerals and oils necessary to cause a rebuild.

CAL-MAG

Calcium is a must where any healing or exchange process is involved as it is a basic building block. But more important, it is calcium which affects the nervous system. I do not know the total relationship between calcium and toxic substances (and neither does anyone else) but it actually exists. The rationale back of this is that calcium in deficiency sets a person up for spasms. Nerve spasms occur in the absence of calcium. A person who thinks he is in high tension or something of the sort may simply have a calcium deficiency.

Calcium would be administered in company with magnesium. Magnesium itself has been proven necessary to keep the nerves smoothed out. The proven ratio is one half the quantity of magnesium to the quantity of calcium.

Something else odd about calcium is that it has to have an acidic base to operate in. If the system is too alkaline the calcium will not release the positive ion which makes it possible for the calcium to operate in the cellular structure and go through the vein walls and the intestinal walls and so forth. In other words, in an alkaline system calcium is ineffective and inactive. So this brings us up to vinegar, which would add the acidic base. With calcium, magnesium and vinegar, in their correct quantities, in water exactly per the recipe, we have Cal-Mag. That is what “Cal-Mag” is and what it does. I developed and worked this out in 1973 against the very best biochemical background and references and tests.

Calcium and magnesium can be taken in order to prevent sore muscles. Cal-Mag has been found to have the added benefit of balancing out the vitamin B₁ taken, as vitamin B₁ taken without calcium can cause serious teeth problems due to causing an imbalance of vitamins and minerals.

The Cal-Mag formula, as given in HCOB 5 Nov. 74, DRUGS, MORE ABOUT, is repeated here:

1. Put one level tablespoon of calcium gluconate in a normal-sized glass.
2. Add ½ level teaspoon of magnesium carbonate.
3. Add 1 tablespoon of cider vinegar (at least 5 percent acidity).
4. Stir it well.
5. Add ½ glass of boiling water and stir until all the powder is dissolved and the liquid is clear. (If this doesn't occur it could be from poor grade or old magnesium carbonate.)
6. Fill the remainder of glass with lukewarm or cold water and cover.

It will stay good for two days.



NOTE: There is a warning about Cal-Mag. Variations from the above can produce an unsuccessful mess that can taste pretty horrible. It can be made incorrectly so that it doesn't dissolve and become the most unpalatable, ghastly stuff anybody ever fed anybody. Possibly made incorrectly it is even unworkable. Made *correctly* it is a very clear liquid, quite pleasant to take and palatable. So the directions should be followed very explicitly to produce a proper Cal-Mag, pleasant to take and very beneficial.

MANIFESTATIONS

Various manifestations turn up on the Purification program and these can vary widely from person to person. Anything from insect bites to a full-blown restimulation of an LSD trip may turn on and these all simply run themselves out and blow as the program is continued. If there are heavy drugs to be flushed out it is not uncommon for the person to experience a restim of whatever the effects of the drug or medicine were when he first took it. Old injuries or old somatics may turn on, flare up for a brief spell and vanish.

It is important to note that a given manifestation which turns on may turn on and vanish wholly or partly in any given day. Then it may turn on again the following day but less. If one increases the vitamin and mineral dosage at this time, the manifestation will turn on again. But it will be less. These things don't become more and more violent day by day, they become less and less day by day, providing the whole Purification Rundown is continued properly. At length, the vitamins, minerals, etc., no longer turn the manifestation on and it is gone. There is evidence that no amount of vitamins and mineral dosage above a certain final level for the given individual will turn the manifestation on again. The trick is to take a proper gradient with the vitamins and minerals. When you go out-gradient they can turn on awfully hard so don't get in a rush. And don't chicken out either.

Emotions that have been shut off may start to reappear. The person can blow through stupidity and become more aware. He may find he can do actions more easily and consequences start to take on a new meaning to him. Memory can return.

At first some individuals may feel other determinism about doing this program but that will gradually change and he or she will want to do it on his own determinism and for his or her own welfare. Most individuals embrace it with enthusiasm.

As long as the precautions listed earlier are well taken and the procedure followed exactly as given, the solution to any manifestation is to continue the program until the phenomenon blows. The manifestations become less and less frequent until finally they cease altogether.

TRIPS

If a person is having trips during the program, he should take a lot of extra vitamin B complex and vitamin C in correct ratio to other vitamins as these aid the body, especially the liver in getting rid of the drugs in the system. Normally the vitamins and minerals in the program are sufficient for the body to handle the residual drugs which come out.



ADMINISTRATION

The advices on the administration of the Purification Rundown are taken from the practical experience of large pilot projects. They should not be lightly disregarded. One may find that people administering the program tend to enter their own fads and hobbies into it, or needing it themselves, avoid delivering it. The Purification Rundown runs best when purely delivered.

Any org or person administering it should:

- A. Get a signed release or quitclaim from the person as is usual.
- B. See that the person understands that the action is being undertaken to help free him as a spirit and is not a medical treatment.
- C. No medication of a medical nature; vitamins, minerals and oils are food.
- D. Brief the person as to what he can expect and why, making no promises.
- E. Getting his promise to follow orders and complete the rundown and not blow it because it's uncomfortable or because he is lazy or has other appointments.

Testing

A battery of tests should be done on the individual and should be done before and after the Purification Rundown. These would include OCA, IQ, any learning rate tests that may exist and any other tests which would give a before and after picture of the person. These of course, include weight, blood pressure, etc.

The Purification program must be tightly supervised to be successful. The program is done under the close supervision of the Medical Officer, the Purification Program In-Charge and the Case Supervisor, as well as a medical doctor as required.

Purification Program In-Charge

The In-Charge will be the D of P (for org public) or the Director of Personnel Enhancement or other appointed person (for org staff). The Program I/C must closely supervise each person's progress on the program and must ensure the program is done faithfully and with all points of the program in. When supervising a large group, the Program I/C is assisted by one or more deputies and a Purification Program Admin, who maintains the progress board, handles filing in pc folders and transports folders to and from the C/S.

The person's daily schedule must be set up so that he is always running or sweating in the sauna with at least one other person.

It is important, especially when a group of people are doing the Purification program at the same time, that musters and roll calls are held by the Program I/C or his deputy. Where individuals are not doing the program in a group, they should twin up and each twin assumes responsibility for the other and sees that he does the program fully.



Anyone not keeping to his schedule or the program as written is handled by the Program I/C with warnings, cramming, chits, or ethics, as needed.

THE PROGRAM I/C IS RESPONSIBLE FOR SEEING THAT EVERYONE PARTICIPATING IN THE PROGRAM GETS THROUGH IT CORRECTLY AND COMPLETELY AND ATTESTS TO IT UPON COMPLETION.

Medical Doctor, Medical Liaison Officer

Before beginning the Purification program, a person must first get written medical okay from a licensed medical practitioner. This is usually handled by the Medical Liaison Officer (MLO) or Medical Officer (MO) in the org in liaison with the Purification Program I/C. The MLO, when sending the person to a medical doctor for such okay, must ensure the medical doctor is informed about the program and that the exam would include ensuring the person's blood pressure is normal and that there is no evidence of a weak heart, anemia, kidney condition or other condition which would prevent the person from doing the program. Forms for such medical approval would be supplied by the organization.

In the case of a person who cannot go onto the program for medical reasons, the MLO should see if a more gradient program can be worked out for the person with a medical doctor, and the Case Supervisor must be informed of this.

While on the program, the person reports daily and, once the folder has been C/Sed, it is the Medical Liaison Officer (or the Program I/C) who issues him his vitamins, minerals, niacin and oil. Blood pressure and anemia checks are redone as needed and it is the MLO's responsibility to see these are done as required. The Medical Liaison Officer also writes up any medical reports on the person that are needed from her hat and ensures that these and any reports from the medical doctor are immediately filed in the person's pc folder for the C/S to inspect.

Case Supervisor

C/S okay to begin the program is required. The C/S then continues to supervise the progress of each person on the program on a daily basis.

It must be noted that this is a fully C/Sed action.

Daily Reports

Each program participant writes a daily report which includes:

1. How long he jogged.
2. How long he sweated in the sauna.
3. Vitamins taken and in what amount.
4. Minerals taken and in what amount.
5. Niacin taken and in what amount.
6. Cal-Mag taken and in what amount.
7. Salt taken and in what amount.
8. Weight (include any gain or loss).



9. Any occurrences, somatics, restimulations.

10. Wins.

The daily reports are given to the Program I/C or his deputy or are placed in his basket. They are read by the I/C to ensure the person is doing the program and then filed in his pc folder, which goes in to the C/S.

The C/S verifies each person's daily progress (initialing the daily report and any medical reports to show he has inspected them) and writes orders to correct any out-tech found, such as not taking the right vitamins, etc.

The folder is returned to the Program I/C who checks the written C/S and executes any C/S orders, such as getting the person back onto the correct vitamins, getting the person to attest, and so on.

The program is run in this fashion until it is completed.

END PHENOMENA

The purpose of this program is very simply to clean out and purify one's system of all the accumulated impurities such as drugs, insecticides and pesticides, food preservatives, etc., etc., which by their presence and restimulative effects could prevent or delay freeing the being spiritually through processing. For someone who has taken LSD or angel dust this would include getting rid of any residual crystals from the body.

When this has been accomplished the program is complete.

As the person goes through the Purification program, one should be able to see an improvement in his physical well-being as he rids the system of its accumulated impurities.

Obviously if the person is still feeling the effects of past drugs or chemicals going into restimulation, the program cannot be considered complete and must be continued until all these manifestations have turned off completely.

The product of this program is a purified body, free from the impurities, drugs, etc., that had accumulated in it.

It is up to the C/S to send the person to attest when the above product has been achieved.

A continuation of the vitamins, minerals, oil, vegetables and Cal-Mag, at least at the rate of recommended daily requirements in balanced amounts is wise after the rundown is completed. A sudden cessation of such heavy a vitamin dosage can itself produce a letdown. It is possible the person should come off them on a steep gradient rather than abruptly. Particularly, where drug damage to the brain or nerves has occurred, the body needs these things to rebuild itself. If one doesn't do the above there can be a brief apparency of a letdown.

Remember that the person has probably been leading an unhealthy life without proper nutrition, sleep and exercise so it would be a good idea to recommend moderate daily dietetic and exercise disciplines so he will stay healthy, having nothing to do with therapy.



If such a letdown occurs the C/S should take the above into account, otherwise he may be puzzled. He will find a certain number skimped the rundown and are unflat but the majority of such simply went back to an exerciseless, five packs of cigs a day, vitamin and mineral deprived life. Such regimen recommendations are up to people who specialize in them. No fads please. The C/S must remember that the person should now be restored to any interrupted program or C/Sed for his next level or, if he is also PTS, should be de-PTSed. For most the next C/S would be Objective Processing. The person has not finished his processing with the Purification Rundown. He has just cleared the way to get real case gains.

LENGTH OF PROGRAM

One should be able to get through the whole program in two weeks at five hours a day. Some will take more and some will take less.

If the procedure in this HCOB is exactly followed this will not become a long, drawn-out action.

SUMMARY

With the Purification program we now have the means to get rapid recovery from the effects of the accumulation of the environmental chemical poisons as well as the medical drugs and street drugs which inhibit the progress of cases.

By reducing the time required for sweat-out and increasing its efficiency, we are able to make the Purification program a single, easily completed step.

With the inclusion of vitamins, minerals and oils we are able to work toward restoring the biochemical balance of the body and make it possible for the body to reconstruct itself from the damage done by drugs and other biochemical substances.

We have brought the person up to the level where he is now ready for processing and can truly achieve biophysical and then mental and spiritual gain.

From this step alone one will see some sparkling results.

The Purification Rundown should be ideally followed by auditing. The type of auditing most beneficial for the next step is Objective Processing. An enormous body of work exists for this next level, none of which is changed by the Purification Rundown. The Purification Rundown only undercuts it. As the world sinks we get below it to prop it up!

Let's give this program a total push and take a major step toward a drug-free society and planet!

L. RON HUBBARD
Founder

Revision assisted by
LRH Technical Research
and Compilations



Remimeo

Purification Rundown Series 2

HOW TO BUILD A SAUNA

Ref:

HCOB 6 Feb. 78RB
Rev. 21.4.83

Purif RD Series 1R
THE PURIFICATION RUNDOWN
REPLACES THE SWEAT PROGRAM

ANYONE BUILDING A SAUNA SHOULD BE WARNED THAT IT HAS TO BE PROPERLY BUILT SO AS NOT TO CAUSE INJURY OR CASUALTY TO PERSONS USING IT.

The Purification Rundown is not only the initial necessary preliminary undercut to the majority of cases planetwide, but orgs will find it in great popular demand in the immediate future, as news of its remarkable results have already spread rapidly through word of mouth.

Every org must be able to deliver the Purification Rundown. In order to deliver the rundown, an org will need the use of a sauna, and in order to deliver it most efficiently, an org would have its *own* sauna.

The major part of the 5-hour daily period on the Purification Rundown is spent in the sauna bath, after working up the circulation by a period of running.

Thus, if the sauna bath is situated right on the org premises or adjoining or very close to the org premises and operated under the org's jurisdiction, it will not only be more convenient and more workable but more economical as well.

This issue is written to provide the basic data on how an org can equip itself to deliver the rundown most ideally—via its own sauna bath.

SAUNA: DEFINITION OF

The word *sauna* is a Finnish word which describes the Finnish custom of bathing or deep cleansing by intense heat which induces perspiration.

Technically, the term *sauna bath* refers to a specially constructed wooden room, properly insulated and heated to temperatures of between 140 degrees and 200 degrees Fahrenheit (or approximately 60 degrees to 93 degrees centigrade) to induce profuse sweating.

It is equipped with wooden benches at different height levels on which the bathers sit or recline. As heat rises, the air is hotter around the higher benches and somewhat cooler around the lower benches, so one can take his choice, depending upon his heat tolerance.

The sauna room is also, necessarily, equipped with its own heat source.



BUILDING A SAUNA

In building a sauna, the two main factors to be taken into consideration are (a) location of the sauna room and (b) the type of heat source to be used.

The choice of location of the room can depend upon what type of heat is available and most economical, and the location of the main source of heat.

With these two factors determined, one can then get into the other aspects of sauna installation, which include size of the room, foundation and flooring, wiring, walls, ventilation, insulation, exterior finishes, safety measures and any accessories needed.

COST ANALYSIS: Before undertaking the building of a sauna, all of the following data will need to be taken into consideration and a cost analysis must be done, based on building codes and local prices and accessibility of materials and equipment.

In other words, cost analysis and planning is done *first* so that all the aspects of an effective, operational sauna are considered and provided for in advance. A properly targeted construction program can then be carried out rapidly.

In the PAC area a very workable sauna was constructed for approximately \$1600—\$1200 of which was for construction and construction materials, \$400 of which was for sauna unit heaters. With good planning, it is possible for any org to equip itself with a standard sauna room, vital to the delivery of the Purification Rundown. Its construction and maintenance should then more than pay for itself as the rundown is sold and delivered.

BUILDING CODES AND PERMITS: It will be necessary to check with your building department to determine what permits are needed for sauna installation and what the local building codes require in the way of structural design and construction materials. Most building codes in the United States set standards similar to or based on those of the Uniform Building Code and the National Electric Code for foundations, framing and wiring.

Zoning laws may enter into it. However, as you will not be in the business of operating a commercial sauna, and as many home owners and even business executives now install their own private home or office saunas, there should be no difficulty in obtaining the necessary permit for installation.

Building codes and building permit requirements must be complied with, for both safety and legal reasons. It would be foolish for an org to endanger its tenancy of a building by any infraction of such regulations.

LOCATION OF THE SAUNA: A sauna room can be built inside another room. In other words, one could use a fairly small room for this purpose by insulating and paneling it properly, or one could partition off a part of a large room, with proper wall construction, insulation and interior finishing.

An ideal selection for a sauna would be a room with a drain in the floor or one where a drain could be easily installed. It should be located near a shower (which may also need to be installed), as cooling showers may be necessary for a large majority of people during the hours of sweat-out. In any case, a nearby source of running water is a must, as sweaters should drink plenty of water to

prevent dehydration and this must be easily available. It is also needed for convenience in taking salt or potassium gluconate tablets and vitamins.

Ideally, two showers and two locker rooms, one each for men and women, would be located conveniently near the sauna.

Depending upon the type of heat to be used, it may be advantageous to select a room fairly close to the heat source to prevent the necessity for extensive additional wiring or piping. For example, if steam heat is to be used, the closer the room is to the steam furnace or boiler the better, as steam pipes, all well and properly insulated, would need to be run from the heat source to the sauna steam heaters. The more such piping is needed, the greater the cost, naturally, and there is also the additional factor of it taking longer to get the steam actually coming through to the sauna heaters.

Choosing a room with the least outside wall or window surface is also desirable. This is due to the fact that the more outside wall surface there is involved, the more insulation and heat is required to maintain proper sauna room temperatures.

It may be necessary to select the sauna room according to local building code and permit regulations.

Where an org simply does not have the space for building a sauna right on the org premises, it may be necessary to rent or purchase additional space in a nearby or adjoining building for the installation of its sauna.

SIZE OF SAUNA ROOM: A sauna room must not be too large, for the sake of economy. Too large a room is too expensive and too difficult to heat.

An org, however, will want a sauna room that can accommodate between ten and fifteen people at once, as the traffic will require it. Some suggested sizes are 12 x 10 x 7 feet, 14 x 14 x 7 feet or 12 x 16 x 9 feet. The height of the room is never more than 9 feet, and most often 7 feet is best, as a high ceiling simply results in loss of heat because heat rises. Thus, a low ceiling prevents the heat from rising into space where it won't be used.

The size of the room should be determined by the number of people you expect to be using it at any one time. It is usual to allow 65 cubic feet of space for each person.

A rectangular- or square-shaped room provides the optimum shape space for arrangement of the tiered benches.

It should be kept in mind that the size and power of the sauna stove required to heat the room will depend directly upon the size of the room.

SOURCES OF HEAT

By far the biggest single factor to be taken into consideration in installing a sauna is the source of heat to be used.

The types of sauna stoves available are:



1. Gas
2. Electric
3. Wood-burning (which would not be practical for an org), and
4. Steam heaters can also be used, where the org has a year-round supply of steam such as would be routinely supplied for dishwashers, laundry or hot-water heating. Otherwise, where steam is used only for central heating of the building, it would be far too expensive to run a steam boiler in the summer for sauna use only. Additionally, there would be heat loss, even with shut-offs to different areas. In a large building, however, where steam is required all the time for other purposes, steam would probably be the most economical. Or it might be practical to purchase a small steam generator for sauna-heating purposes only.

The choice of the type of heater to be used should be determined by the most economical heat available to the org. Cost comparisons should be made locally to determine installation costs and operating costs of different heating systems.

ELECTRIC STOVES: Electric sauna stoves are by far the easiest to install and the cleanest. They are efficient but they may not be the most economical to operate, depending upon the cost of electricity in the area.

With an electric stove, you will need at least a 220-volt supply of electrical power to the sauna. This is the same voltage that operates a kitchen stove or a clothes dryer, but it must be determined that the existing power supply in the org can safely support the *additional* power required for the sauna heater. If not, you may need to install an additional power supply.

The size of the stove is important—it must be the correct size, power-wise, to produce the required sauna temperatures. The size will depend upon the size of the room and the location of the room. Less power, for example, would be required for a small room or a room with no outside wall exposure.

The power of an electric stove is measured by the number of kilowatts needed to heat the stove elements. One kilowatt (kw) = 1000 watts. Prefabricated electric sauna stoves come anywhere from 2.2 kilowatts to 18 kilowatts in power.

To compute the size electric stove needed, allow 1 kilowatt for every 45 cubic feet of room space.

Find the number of cubic feet of room space by multiplying the length by the width by the height of the room. This gives you the total cubic feet, or *volume*, of the room.

Divide the volume by 45 to get the number of kilowatts needed to heat that room.

Example: The volume of a 12 x 10 x 7-foot room = 840 cubic feet.

$$840/45 = 18.44 \text{ kilowatts}$$

18.44 kilowatts is the power required to heat a 12 x 10 x 7-foot room to proper sauna temperatures.



The above is the formula that would be used in temperate climates. In a colder climate, a stronger stove would probably be required.

Prefabricated electric sauna stoves have a control unit that is always installed *outside* the sauna room, as the controls are not built to withstand high temperatures. These stoves usually also include a safety device that cuts off the electrical current should there be a malfunction of any kind.

GAS STOVES: The power of a gas stove is measured by the number of British Thermal Units (BTUs) of heat the stove generates. (A British Thermal Unit is the amount of heat necessary to raise 1 pound of water 1 degree Fahrenheit.) Gas heaters are graded according to the number of BTUs they provide in one hour.

To compute the size gas stove required, allow 1000 BTUs for every 15 cubic feet of sauna room volume.

Example: The volume of a 12 x 10 x 7-foot room = 840 cubic feet.

840 cubic feet divided by 15 cubic feet (840/15) = 56.

Multiply 56 x 1000 BTUs = 56,000 BTUs needed from a gas heater to heat a 12 x 10 x 7-foot sauna room.

Gas heaters usually cost less to operate than electric heaters. They are a bit more complicated (but not necessarily more expensive) to install. The heater would need to be connected to the building's gas supply line by approved gas piping. Standard approved galvanized-steel pipe with threaded ends and standard galvanized-steel fittings for any bends (elbows) in the pipe, with approved thread sealant, would be required. Such piping would need to be done professionally, possibly contracted, or inspected professionally when completed.

Old gas heaters, however well-renovated they might be, are *not* permitted for this purpose. Modern gas heaters for sauna use are built with special safety shut-off valves and safety pilot flame designed to cut the gas supply off should the pilot light go out. If an org is to use gas heat in the sauna, *only* a modern gas heater with these safety features is permissible for org installation.

With a modern gas heater, the gas is piped in to a small burner in a sealed combustion chamber in the stove. Air is drawn into the chamber from outside the sauna and expelled through the flue.

Gas heaters, especially, require an adequate air supply and suitable venting.

SOAP BUBBLE TEST FOR LEAKS IN GAS LINES: The following test can be done to detect leaks in a gas pipeline, particularly at the elbow joints or any place where two pieces of pipe are spliced together with threaded ends. Mix one part liquid detergent with four parts water in a cup or can.

Pressurize the line by opening the gas line valve. With a soft brush, mix up the soap solution and daub it well around any joints of pipe. If there is the slightest leak, it will show up in big soap bubbles. If any such leaks are found, the pipe connections would need to be redone and then thoroughly reinspected.

Both gas and electric prefabricated sauna stoves are metal-encased, usually with two or even three layers of noncorrosive metal with air between them. The outermost layer of metal, which is usually of stainless steel or baked enamel, prevents the surface from becoming too hot and inhibits the loss of heat from the front and sides of the stove. Both the gas and electric type stoves are thermostatically controlled.

SAUNA STONES

Prefabricated sauna stoves are designed with a metal tray at the top to hold and heat a pile of stones or rocks called konno rocks. Konno rocks, technically known as peridotite malm, are quarried in Finland. They are ideal for the sauna as they store heat well, help to distribute a soft heat evenly throughout the sauna room and help to maintain the required sauna temperature. Another virtue of these stones is that they can withstand high temperatures and do not crack or explode when subjected to high heat pressure.

To allow for good air circulation, the stones should be loosely packed in the tray. If one wishes to add steam to the sauna, a long-handled ladle is used to pour water on the hot stones, resulting in bursts of steam which fill the sauna room.

A supply of konno rocks or stones is usually included with the purchase of a prefabricated sauna stove. The stones will usually last through five years of routine use. They may also be purchased separately, commercially.

WOOD-BURNING STOVES: Although the wood-burning stove is in the best Finnish sauna tradition, it is highly impractical for org use. It takes a good quantity of wood to heat a sauna adequately and routine stoking would be required, as well as a convenient storage space for the wood supply. Further, the cost of wood as fuel can be high, and there is a wide variance in the heat-producing qualities of different woods. It takes considerable time to heat a sauna room to the required temperature with a wood-burning stove, and the ashes from a wood fire must be removed periodically.

For all of the above reasons, a wood-burning sauna stove is not recommended.

STEAM HEATERS: Where steam is available the year round, steam “unit heaters” can be used, as was done in the sauna built in PAC, and this is probably the most economical method of heating the sauna.

A unit heater is a combination heater and fan, so arranged that the fan blows air through the heater, thus speeding the transfer of heat from the heater to the room air.

Steam unit heaters are rated according to the number of BTUs they will produce when supplied with 60 degree Fahrenheit entering air and 2 pounds per square inch steam pressure. As entering air becomes hotter, the heater puts out fewer BTUs. But by increasing the steam pressure to the unit heater, you can increase the amount of BTUs it puts out. Check the steam capacity of the unit (which is probably 150 pounds per square inch). By adjusting the pressure-reduction valve and so admitting more or less steam pressure to the unit heater,



you can raise or lower the temperature of the sauna. A safety valve is used to protect the unit heater in the event that the pressure-reduction valve should fail (though this is quite unusual). One should insist on clear instructions on how to mount any safety valve that is purchased.

Actually, the unit heater can be heated by electricity, gas, steam or hot water. An electric unit heater is the easiest to install (depending upon the existing voltage supply, as described earlier), but an electric heater will use around $\frac{1}{3}$ of a watt to put out one BTU per hour. To heat a room 14 x 14 x 9 feet high, this would require upwards of 18,000 watts per hour which, depending upon the geographical location, can be quite an expensive operation.

Hot-water heaters require high water temperatures, around 180 degrees Fahrenheit minimum. Gas or oil heaters, depending upon local availability of fuel, can be fairly inexpensive to purchase and use, but they require sufficient air supply and the proper venting to be safe.

REMEMBER THAT ANY COMBUSTION INCLUDING ELECTRICAL COMBUSTION CONSUMES OXYGEN, AND AS OXYGEN DIMINISHES, IT WILL GIVE OFF CARBON MONOXIDE, WHICH IS QUITE A DEADLY POISON.

Perhaps your best bet, from the standpoint of safety and economy, would be a small steam generator, external to the sauna and well vented, providing steam to a unit heater in the sauna.

SPECIFICATIONS FOR STEAM FITTINGS: If steam is used, the following specifications might be used as a guide in the selection of steam fittings:

For steam piping, maximum pressure 150 pounds per square inch, use standard-weight black steel pipe, ASTM A53 or A-120, Grade A or B. Use screwed fittings of 150-pound black malleable iron. Use unions of 250-pound malleable iron, ground iron to bronze seat. Use RP 8 C shut-off valves, 30 ITF, bronze body ball types with Teflon seats. For pressure-reduction valves and safety valves use C. M. Bailey.

For condensate return, use seamless copper tubing, drawn temper, ASTM B88, Type "L," fittings of wrought copper solder joint ASA B16 22; unions wrought copper screwed Nibco No. 633; shut-off valves Nibco-Scott S-595-Y bronze body, solder end, ball type with Teflon seats; check valves Nibco Y-type brass body screwed. Solder, Easy Flo or equivalent, with melting point higher than 1000 degrees Fahrenheit, suitable flux.

The basic hook-up is steam main to higher elbow (for drainage), to shut-off valve, to strainer, to union, to pressure reduction valve, to union, to shut-off valve, to safety valve, to elbow, down to union, to elbow, to unit heater. From unit heater to scale pocket (a short, capped length of vertical pipe same size as exit hole from unit heater into which scale from the heater can fall), to union, to strainer, to "Float & Thermostatic Trap," to shut-off valve, to check valve, to elbow, to condensate return pipe.

Again, the foregoing should be considered a guide only, as installation instructions for your heating system should be available from the manufacturer.

The unit heaters described above, whether heated by steam, gas, electricity

or hot water, provide a dry-heat sauna of a less sophisticated type than the specially designed prefabricated gas or electric sauna stoves.

You will need to check the various systems and costs with your local dealer to determine the most suitable sauna heater for your area.

CONSTRUCTION OF THE SAUNA

FOUNDATION AND FLOORING: The floor of the room you are converting into a sauna serves as the foundation.

If it's a concrete floor, all you would then need to do would be to add wooden slats, in a duckboard construction. Duckboards are easy to remove for cleaning purposes. Or you could cover the floor with ceramic tile.

If the original floor is wood, the handling would be to install a wood frame, made of 2 x 4 sleepers, add some good thermal insulating material (*not* fiberglass), and put down a subfloor of plywood over that. The plywood floor could then be covered with ceramic tile or seamless sheet vinyl, for waterproofing.

Only waterproof adhesives would be used. Ideally, the floor would be slightly sloped toward a drain, as it will need to be scrubbed down routinely to be kept clean.

FRAMING: The first walls put up can be sheets of Sheetrock.

The room is then framed with 2 x 4 studs, spaced to permit insertion of 3-inch-thick insulation batts. The studs are nailed to the wooden 2 x 4 sleepers below the subfloor. If the floor is concrete, they are attached with anchor bolts or concrete nails. The studs may be 16 or 24 inches apart, according to building codes.

The ceiling, lowered to 7 or 9 feet, is constructed exactly as the walls are, with the rafters spaced for insertion of insulation batts.

Note: At this point, although the wall construction is not yet complete, any needed holes for conduits for electricity or other heat should be drilled in the Sheetrock and studs.

INSULATION: Good insulation is important in a sauna, as it helps retain the heat and keeps the cost of heating down. The best insulation is expanded polyurethane. The insulation batts, 3 inches thick, come in strips, with flanges which can be stapled (do not use glue) to the framing studs. The 3-inch-thick part of the insulation batt is inserted between the studs.

FINISHING OF THE WALLS: With the insulation installed, a vapor barrier (of construction plastic) is then nailed or stapled to the studs. The vapor barrier prevents moisture from collecting inside the walls.

The same insulation and vapor barrier is also installed in the ceiling.

Walls and ceiling are then covered with ½-inch gypsum board.

For the final covering, walls and ceiling are paneled with saw-textured,



1 x 6-inch wood paneling, with the smooth face exposed inside the sauna. Kiln-dried redwood is commonly used for such paneling, where it is easily available. This and cedar are especially popular because of their high insulation factor. They make the sauna easier to heat and remain cooler to the touch. Other low-density softwoods which resist heat can also be used such as white pine, sugar pine, ponderosa pine, spruce and hemlock.

Care should be taken to select finished, vertical-grain woods, as free of knotholes and resin pockets as possible. Any knotholes or resin pockets must be placed near the floor, never on the ceiling or high on the walls, as the melting resin could drip and burn the bathers.

Any nails or staples used in the construction should be of rust-resistant, hot-dipped galvanized finish.

VENTILATION: The sauna needs to be properly ventilated to provide enough oxygen, a free flow of air and an escape for the bad air, while still retaining the room heat. Poor ventilation in the sauna can cause dizziness or even asphyxiation.

Building requirements usually call for a vent area of $\frac{1}{20}$ the floor area, but not less than $1\frac{1}{2}$ square feet; but this must be checked with your building department.

The intake vent is located near the floor and can be approximately a $1\frac{1}{2}$ -inch slit under the door. The outlet vent would be on the opposite wall, near the ceiling, and could be a vent of about 4 inches in diameter. With this arrangement, the good air is pulled in low in the room and can circulate, while the bad air leaves through the vent near the ceiling. It is a good idea to provide a slide cover for the outlet vent so it can be adjusted to control the amount of air leaving the room.

WIRING: Any wiring to be done will have to meet very strict electrical standards for complete safety. The installation of wiring and electrical circuits to handle an electric stove (should your sauna have one), control panel, thermostat and lighting for the room will probably be required to be done professionally. In a sauna, wiring must be used that can hold up under 200 degree Fahrenheit or higher temperatures and also withstand moisture. Also, the wiring must be located in the dry areas behind the insulation. All switches and controls are installed outside the sauna, as these do not withstand high heat.

SAUNA DOOR: The recommended door is a solid-core Philippine mahogany slab door. This is not a true mahogany and should not be too costly. It should be solidly mounted with four hinges and not too tight in the frame, as it will expand slightly (or shrink) with changes in temperature.

When a solid-core door is used, you would also add a frame, insulation and paneling to it.

CAUTION: Sauna doors should always open out and must *never* be fitted with any type of latch that could get caught or stuck and lock you in. Ball or roller catches are probably best for this purpose. There is never an outside lock installed on the door.

Wooden handles must be used on the door, never metal, as it becomes too hot to touch.



One should avoid using any metal frames or hardware in the sauna wherever possible for the same reason. Any metal fasteners or lighting fixtures which must be used should be noncorrosive and placed well away from where bathers could touch or brush against them accidentally, as they could cause burns.

SAUNA BENCHES: The sauna benches are preferably made of redwood, 2 x 2 and 2 x 4, as other materials can leak hot pitch or give off toxic fumes when heated.

Bench sizes vary but the best approximate size is about 15¾ inches wide, 32 inches high with an 8-inch step. Benches are installed in tiers at various levels in the room. The lower benches should be a bit wider than the upper ones to provide room for people's feet.

Benches can be located on three sides of the room but would never be placed against the wall where the stove is located.

ADDITIONAL SAFETY MEASURES: Whatever the choice of a sauna stove, it must be mounted according to building department regulations, whatever distance from the wall is required and with whatever type wall insulation behind it that is required.

A wooden railing is placed around the front and sides of the stove for bathers' protection.

ACCESSORIES: You will need a thermometer that reads at least up to 200 degrees Fahrenheit, and you will probably want to install a clock in the sauna. These accessories should be of the type that are manufactured for sauna use.

CURING THE SAUNA: Curing the sauna means preparing it for its first use. When your sauna is complete, sweep down and vacuum all walls, ceilings, floor, benches, corners. Next wipe all walls, ceiling, benches, fixtures, stove, accessories, etc., with a damp cloth and warm water. With the sauna door propped open, turn the heater on for about half an hour. (The stove may smoke a bit if it is burning off its protective coating.) Finally, close the sauna door, bring the room temperature up to 200 degrees Fahrenheit for about five or six hours. Your sauna will then be ready for use.

HYGIENE: The sauna must be scrubbed down routinely to keep it sanitary and free from perspiration odors. Any duckboards on the floor should be removed and scrubbed and then replaced. It is also a good idea to routinely fully ventilate the room, particularly after heavy use, so wood surfaces can be given a chance to dry.

HOW TO TAKE A SAUNA: Before going into the sauna, all jewelry, wrist-watches, eye glasses or contact lenses should be removed, as these could become uncomfortably hot or be damaged by the heat.

It is best to shower briefly with warm water just before going into the sauna and after the running period which has brought up the circulation.

The period of sweat-out in the sauna would then be followed by another cleansing shower.



In an org sauna, used by all, swimwear (not too tight-fitting) or loose shorts and a tank top, for women, would be worn. Ideally, an org would have two saunas for its public, one for men and one for women. The same dress could be worn in this case, if preferred, or the bather could simply sauna in a large towel.

Complete, prefabricated saunas are available on the market, and possibly these should be priced, but an org in any area will probably find it more economical to build its own.

With careful planning and costing, economical use of materials, but without stinting on safety measures, a very workable, pleasant sauna can be built for the org's use in delivering the Purification Rundown.

As saunas are becoming more popular by the day, there are numerous reference books or magazines which can be found in the library or on newsstands which would give you further data on saunas.

Two of these are:

How to Build a Sauna, by Carlton Hollander, a Drake Publication of Sterling Publishing Co., Inc., New York.

Hot Tubs, Spas and Home Saunas, by the Editors of Sunset Books, Lane Publishing Co., Menlo Park, California.

And the 3-volume *Heating, Ventilation and Air Conditioning*, by James E. Brumbaugh, published by Theodore Audel & Co., a division of Howard W. Sams and Co., Inc., 4300 West 62nd Street, Indianapolis, Indiana, 46268, (catalog 23227) will provide valuable data on routine heating and determining heat requirements.

With the issue of this bulletin as a guide, each org should now get busy and acquire its own sauna in very short order—to be able to deliver the Purification Rundown in volume!

L. RON HUBBARD
Founder

Assisted by
PAC Sauna Construction
Project



HUBBARD COMMUNICATIONS OFFICE
Saint Hill Manor, East Grinstead, Sussex

HCO BULLETIN OF 3 JANUARY 1980RA
REVISED 8 AUGUST 1983

Remimeo
All Staff
BPI

Purification Rundown Series 3

PURIFICATION RUNDOWN AND ATOMIC WAR

(This data is released as a record of researches and results noted. It cannot be construed as a recommendation of medical treatment or medication and it is undertaken or delivered by anyone on his own responsibility. It is a contribution to scientific thought.)

Refs:

HCOB	6 Feb. 78RB	Purif RD Series 1R
	Rev. 21.4.83	THE PURIFICATION RUNDOWN REPLACES THE SWEAT PROGRAM OFFICE IN IRELAND
PAB 74,	6 Mar. 56	THE RADIATION PICTURE AND SCIENTOLOGY
<i>Ability</i> 47,	ca. mid-May 1957,	EXPLANATION OF ABERRATIVE CHARACTER OF RADIATION
HCOB	3 June 57	THE BIG AUDITING PROBLEM
PAB 119,	1 Sept. 57	VITAMINS
HCOB	27 Dec. 65	
Book:	<i>All About Radiation</i>	

I want Scientologists to live through World War III.

Atomic war has been more or less neglected as a news subject since the late 50s. But that doesn't make it any less a threat. All it takes is one psychopath politician with access to the war-peace button. And today there are a dozen atomic-armed nations.

Further, the increased use of atomic power for electrical supply (without also developing proper tech and safeguards in its use) poses a nonmilitary threat.

And the deterioration of the upper atmosphere of the planet, by jets and pollutants, is year by year letting more and more sun radiation through to the planetary surface.

Radiation causes a cumulative effect. And, like an engram, has earlier-similar back to a basic engram. The more one is exposed to radiation, the less resistance he has and the more effect the radiation has on him. In other words, a build-up occurs.

The primary purpose of the Purification Rundown is to handle drugs and toxic substances accumulated in the body, and according to the success stories pouring in, it certainly does that.

One of the parts of the Purification Rundown is *niacin*. The discoveries I made with this vitamin in the 50s began with its apparent effect on radiation



exposure. At that time there was a lot of bomb testing and general radiation exposure and we had lots and lots of preclears who had been subjected to atomic tests, atomic accidents and, in at least one case, to materials that had been part of an old atomic explosion. We were engaged in salvaging these people and we succeeded.

As radiation is cumulative, once one has gotten rid of the cumulative effect of it, one would be far less subject to new blasts of it. In other words, once a basic has been run out or handled, new incidents of a similar kind become very minor. While one is not made wholly immune to new incidents, he is far less affected by them.

Completely aside from the physical resurgence experienced in the Purification Rundown when properly and fully done, there is this side-benefit of lessening the consequences of future radiation exposure.

Bombarded by radiation from atomic plant fallout, from lessened atmosphere protection, people today are far more subject to being victims in the time of atomic war. The cumulative effect of radiation has set them up to a rapid demise in the face of heavy atomic fallout.

That brings us to the interesting probability that those who have had a full and competent Purification Rundown will survive where others not so fortunate won't.

And *that* poses the interesting possibility that only Scientologists will be functioning in areas experiencing heavy fallout in an atomic war.

Also, they'll know how to recover from a new exposure—another short use of niacin. And a bit of auditing, of course.

L. RON HUBBARD
Founder



HUBBARD COMMUNICATIONS OFFICE
Saint Hill Manor, East Grinstead, Sussex

HCO BULLETIN OF 14 FEBRUARY 1980R
REVISED 31 JULY 1985

Remimeo
All Orgs
All Missions
Purif RD
C/S Hats
Purif Admin
I/C Hats

(Note: All mineral and vitamin research was done
under medical supervision.)

Purification Rundown Series 4

**RESEARCH DATA ON NUTRITIONAL VITAMIN INCREASES
ON THE PURIFICATION RUNDOWN**

Refs:

HCOB 6 Feb. 78RB Rev. 21.4.83	Purif RD Series 1 THE PURIFICATION RUNDOWN REPLACES THE SWEAT PROGRAM
HCOB 3 Jan. 80RA Rev. 8.8.83	Purif RD Series 3 PURIFICATION RUNDOWN AND ATOMIC WAR
HCOB 3 Jan. 84	Purif RD Series 7 RADIATION AND LIQUIDS

(This data is released as a record of researches and results noted. It cannot be construed as a recommendation of medical treatment or medication and it is undertaken by anyone on his own responsibility.)

The basic bulletin on the Purification Rundown (HCOB 6 Feb. 78RB, Purif RD Series 1, THE PURIFICATION RUNDOWN REPLACES THE SWEAT PROGRAM) contains, as a record of researches and results, the approximate daily amounts of the various vitamins and minerals on which most persons are started on the rundown.

These beginning dosages are listed below:

NIACIN: 100 mg (or less, depending upon individual tolerance at the start).

VITAMIN A: approximately 5000 IU.

VITAMIN D: approximately 400 IU.

VITAMIN C: approximately 250–1000 mg, depending upon individual tolerance.

VITAMIN E: approximately 800 IU.

VITAMIN B₁: 250–500 mg.

VITAMIN B COMPLEX: approximately 2 tablets per day, containing the same amounts of B₂ and B₆.

CAL–MAG: at least one glass daily, and a multi-mineral tablet containing a balanced combination of multi-minerals.



Vitamin B Complex: The vitamin B-complex tablet that was used in the original Purification Rundown research was one which contained:

B ₁	— 50 mg.	Folic Acid	— 100 mcg.
B ₂	— 50 mg.	Biotin	— 50 mcg.
B ₆	— 50 mg.	Choline	— 50 mg.
B ₁₂	— 50 mcg.	Niacinamide	— 50 mg.
Pantothenic Acid	— 50 mg.	Inositol	— 50 mg.
PABA	— 50 mg.		

all in a base of lecithin, parsley, rice bran, watercress and alfalfa.

The same tablet or one with similar content is still used very successfully in delivering the Purification Rundown.

(Special Note on Niacinamide: The majority of vitamin B-complex tablets on the market include niacinamide in small amounts, which is the substance invented by someone to keep an individual from turning on a niacin flush. Therefore, as such, niacinamide is worthless. The likelihood is that this amount of niacinamide in a B-complex tablet acts only upon the niacin content in that specific tablet to eliminate any flush caused by its own niacin content. Results from the piloting of the rundown, where plenty of niacin flush was experienced on different dosages of niacin itself [in combination with the flanking vitamins and minerals], indicate that the inclusion of niacinamide in the B complex had little if any effect upon the flush that resulted from the additional dosages of niacin taken. However, where a B-complex tablet can be found that includes niacin rather than niacinamide, that would be the preferable tablet to use. It is also possible to have a B-complex tablet especially made up that includes actual niacin, **INSTEAD OF** niacinamide, in amounts equal to the B₁ and B₆ amounts, particularly if one is ordering it in fairly large amounts. *Note:* Where a B-complex tablet that includes niacin is used, this adds that much more to the daily niacin intake and this must be taken into consideration when increasing niacin and B-complex dosages.)

Mineral Tablet: The multi-mineral tablet used contains the following mineral amounts per each 9 tablets. In other words, one tablet would provide only 1/9 of the following mineral amounts:

500 mg	calcium
250 mg	magnesium
18 mg	iron
15 mg	zinc
4 mg	manganese
2 mg	copper
45 mg	potassium (protein complex)
.225 mg	iodine (kelp).

In the tablet used, the minerals, except the potassium and the iodine, are “chelated”* (bonded with) super amino acids* in a base of selenium, yeast, DNA, RNA, ginseng, alfalfa leaf flour, parsley, watercress and cabbage.

***chelation:** is taken from a Greek word meaning “claw.” It is a process by which minerals are held, as if by a claw, by amino acids. This bonding of a mineral with an amino acid exists in nature as a necessary step for the mineral to be absorbed and used by the body. Thus, with this step already provided, the mineral is more easily absorbed and used.

***amino acids:** to define them very simply, are basic organic compounds which are essential to the body’s breakdown and absorption of foods.

In the original Purification Rundown research, multi-mineral dosages were started at 1 to 2 tablets daily. Then, as the niacin and other vitamins were increased in proportion to each other, the mineral dosages were increased accordingly in increments of 2 to 3 tablets, 4 to 5 tablets and 5 to 6 tablets.

FURTHER RESEARCH HAS SINCE INDICATED THAT, DUE TO THE LARGE AMOUNTS OF MINERALS LOST IN SWEATING IN THE SAUNA, HIGHER DOSAGES OF MINERALS GIVE MOST OPTIMUM RESULTS. (Ref: HCOB 3 Jan. 84, Purif RD Series 7, RADIATION AND LIQUIDS)

PROPORTIONATE VITAMIN/MINERAL INCREASES

The tables below provide the most current research data on approximately how the vitamins and minerals have been increased, in ratio, when the niacin was increased as the person progressed on the rundown.

The dosages in these tables show the variations of individual tolerances encountered and the ranges of increase which have proven most effective in the majority of cases.

VITAMIN TABLE

This table shows proportionate vitamin increases at various stages of the Rundown.

	<u>Stage 1</u>	<u>Stage 2</u>	<u>Stage 3</u>	<u>Stage 4</u>	<u>Stage 5</u>
NIACIN	100 to 400 mg.	500 to 1400 mg.	1500 to 2400 mg.	2500 to 3400 mg.	3500 to 5000 mg.
VITAMIN A	5000 to 10,000 IU	20,000 IU	30,000 IU	50,000 IU	50,000 IU
VITAMIN D	400 IU	800 IU	1200 IU	2000 IU	2000 IU
VITAMIN C	250 to 1000 mg.	2 to 3 gm.	3 to 4 gm.	4 to 5 gm.	5 to 6 gm.
VITAMIN E	800 IU	1200 IU	1600 IU	2000 IU	2400 IU
VITAMIN B COMPLEX	2 tablets	3 tablets	4 tablets	5 tablets	6 tablets
VITAMIN B ₁	350 to 600 mg.	400 to 650 mg.	450 to 700 mg.	750 to 1250 mg.	800 to 1300 mg.



MINERAL TABLE

The following table shows the approximate mineral amounts which appear to give best results at the various stages of vitamin increase.

	Stage 1	Stage 2	Stage 3	Stage 4	Stage 5
	(All figures in milligrams except those for Cal-Mag)				
CALCIUM	500 to 1000	1000 to 1500	1500 to 2000	2000 to 2500	2500 to 3000
MAGNESIUM	250 to 500	500 to 750	750 to 1000	1000 to 1250	1250 to 1500
IRON	18-36	36-54	54-72	72-90	90-108
ZINC	15-30	30-45	45-60	60-75	75-90
MANGANESE	4-8	8-12	12-16	16-20	20-24
COPPER	2-4	4-6	6-8	8-10	10-12
POTASSIUM	45-90	90-135	135-180	180-225	225-270
IODINE	.225 to .450	.450 to .675	.675 to .900	.900 to 1.125	1.125 to 1.350
CAL-MAG	1 - 1½ glasses	1 - 2 glasses	1 - 2 glasses	2 - 3 glasses	2 - 3 glasses

(Note: The number of mineral tablets to be taken would depend upon the strength of the particular tablet used. The importance is that one gets the necessary amounts of the minerals. It has been found that large tablets may not be as easily broken down and absorbed into the body as smaller tablets may be. Thus, one might not get the same amount of minerals from a large tablet as from several smaller tablets even though the large tablet might contain the same amount of minerals.)

HOW TO READ THE TABLES

As a clarification, first of all, the figures on these tables designating points of increase (stages 1, 2, 3, 4 and 5) do NOT refer to the first, second, third, fourth and fifth days of the rundown. They refer to approximate "stages" of vitamin and mineral increase (in relation to the niacin increase) that an individual goes through on the rundown.

On the vitamin table, under stage 1, the first figure given for each vitamin shows the usual starting dosage of that vitamin used for most individuals. The range then shown under stage 1 indicates how these starting dosages may be increased within a few days or within a week or so, depending upon the niacin reaction the person is experiencing.



On the mineral table, under stage 1, the first column of figures (reading downward) gives the usual starting mineral dosages for most individuals. The range under stage 1 shows the possible rate of mineral increase during this first phase of the rundown.

The same applies to the increments shown at stages 2, 3, 4 and 5 on both tables.

EXAMPLE:

Person A starts the rundown on 100 mg of niacin plus the other beginning increments of vitamins, per the vitamin table. His beginning increments of minerals, per the mineral table, are approximately: calcium 500 mg; magnesium 250 mg; iron 18 mg; zinc 15 mg; manganese 4 mg; copper 2 mg; potassium 45 mg and iodine .225 mg.

He continues with these daily dosages until the niacin effects have diminished—in his case this occurs on, let us say, the third day of the rundown. At that point his niacin dosage is increased to 200 mg daily, with the other daily vitamins and minerals increased proportionately, and he continues on those dosages until the niacin effects have diminished. Progressing in this way, by the seventh day of the rundown his vitamin and mineral dosages have been increased up to the levels given in stage 2 of the tables. After the ninth day, his vitamins and minerals may have been increased all the way up to stage 3 as shown on the tables. And he continues in this way all the way up through the levels of dosages at stage 5.

This varies from one individual to the next.

Person B, for example, starts on 100 mg of niacin and the accompanying vitamin and mineral dosages, and may then require a week or more to work up to the levels of vitamin and mineral dosages shown at stage 2. He may then move rapidly through stage 2, take another week to move through stage 3 and actually complete the rundown at some point on stage 4.

There is no rote pattern to be followed. It is totally a matter of standardly applying the data given as to when the niacin should be increased. (Ref: HCOB 6 Feb. 78RB, Rev. 21.4.83, Purif RD Series 1, THE PURIFICATION RUNDOWN REPLACES THE SWEAT PROGRAM) That is the factor that may vary widely from one individual to the next.

The tables above, however, show the guidelines which were followed, per the most recent research, for increasing the vitamin and mineral increments proportionately at the times the niacin was increased.

ADDITIONAL NOTES ON VITAMINS AND MINERALS

It should be stressed here that individual tolerances were and always must be taken into consideration in each case. Quantities of vitamin C especially would need to be carefully increased according to the person's tolerance of it, as too much vitamin C can result in stomach upsets or diarrhea for some people.

Additionally, vitamins and minerals should NOT be taken on an empty stomach, as they could cause stomach burn. They should be taken after meals or, if taken between meals, with yogurt.

Most multiple mineral formulas include the major mineral elements required by the body but not all of the trace minerals.

“Trace” minerals are those minerals which have been found essential to maintaining life, even though they are found in the body in very small—i.e., “trace”—amounts.

The main trace minerals currently include cobalt, copper, iodine, manganese, molybdenum, zinc, selenium and chromium. Tin was also added as an essential trace mineral as late as 1970.

Nutritional researchers are the first to admit that the work in this field is very far from complete, and there will undoubtedly be other trace minerals added to the list as such research is continued.

Currently, also, there are fairly wide differences of opinion among nutritionists as to the minimum daily requirements of the various minerals and especially the trace minerals.

Minerals are found in a wide variety of foods. Natural foods, undamaged by processing, are the best sources of minerals as they exist in unprocessed foods in the combinations in which they are most effective. But minerals can also be lacking in foods grown in mineral-depleted soil. Additionally, of course, there is no one food that supplies them all.

Therefore, it may be necessary to use more than one type of multi-mineral tablet to ensure one is getting all of the minerals, including the trace minerals, that are required by the body.

Note: These vitamin and mineral tables do not include any additional vitamins or minerals which might be needed in cases of specific deficiencies an individual might have. Any such particular deficiency would need to be determined by a medical doctor and remedied with the additional vitamin or mineral dosages recommended.

Four of the more informative books on the subject of nutritional vitamins and minerals are the following by Adelle Davis: *Let's Get Well*, *Let's Eat Right to Keep Fit*, *Let's Cook It Right* and *Let's Have Healthy Children*.

The additional research data released in this issue is not to be construed as a recommendation of medical treatment or medication. It is given here as a record of food supplements in the form of nutritional vitamins and minerals which appeared to be effective in the piloting and development of the Purification Rundown.

L. RON HUBBARD
Founder

Compilation assisted by
LRH Technical Research
and Compilations



HUBBARD COMMUNICATIONS OFFICE
Saint Hill Manor, East Grinstead, Sussex

HCO BULLETIN OF 21 MAY 1980

Remimeo
All Staff
All Orgs
All Missions
C/Ses
MOs, MLOs
Purif I/C
Tech/Qual

Purification Rundown Series 5

PURIFICATION RUNDOWN CASE DATA

Refs:

HCOB 6 Feb. 78RB Rev. 21.4.83	Purif RD Series 1 THE PURIFICATION RUNDOWN REPLACES THE SWEAT PROGRAM
HCOB 30 Dec. 79	Purif RD Series 2 HOW TO BUILD A SAUNA
HCOB 3 Jan. 80RA Rev. 8.8.83	Purif RD Series 3 PURIFICATION RUNDOWN AND ATOMIC WAR
HCO PL 6 Dec. 76R Rev. 27.5.80	ILLEGAL PCs, ACCEPTANCE OF—HIGH CRIME PL
HCOB 14 Feb. 80R Rev. 31.7.85	Purif RD Series 4 RESEARCH DATA ON NUTRITIONAL VITAMIN INCREASES ON THE PURIFICATION RUNDOWN
HCOB 29 Feb. 80	Purif RD Series 6 THE PURIFICATION RUNDOWN: PREGNANCY AND BREAST- FEEDING
HCOB 7 Mar. 80	DIET, COMMENTS UPON

The Purification Rundown is undertaken by those who wish to free themselves from the restimulative effects of drug residues and biochemical factors which would otherwise prevent or inhibit them from making the spiritual improvement which is possible with Dianetic and Scientology processing.

From the floods of highly enthusiastic letters and reports of glowing results that continue to roll in, it accomplishes this with resounding benefit and successes that are even beyond the original expectations.

Since the initial release of the research data, those who have completed the rundown number well up in the thousands. Along with the numerous accounts received of wins and changes and gain have come requests for more data on some aspects of the rundown.

To satisfy these requests, several Case Supervisors who were doing case supervision of the Purification Rundown and a number of people who were on or



had completed the program were interviewed so as to obtain more information for your use in handling the rundown.

In all, 6 Case Supervisors from 5 major areas and a total of 120 persons from those areas were carefully surveyed. Their data is given in this HCOB, along with additional data from unsolicited reports, where the information was verified by folder study.

These summarized findings are based on results from a wide spectrum of cases, including those with heavy, medium or light street-drug history, those with history of medical drugs in varying degrees and some few with minimal drugs of any kind reported.

This information is not intended to take the place of individual medical advices given to persons by their doctors in doing the rundown.

1. WHAT IS THE OPTIMUM DAILY LENGTH OF TIME ON THE PURIFICATION RUNDOWN FOR MOST PEOPLE?

From the many cases interviewed and from C/S data, 5 hours exercise and sauna daily has been found to be ideal for the majority of people on the Purification Rundown. The rundown apparently works like a bomb when the highest percentage of this time is spent in the sauna and a lesser percentage in running. (Example: A good ratio has been found to be approximately 20 to 30 minutes of running to get the circulation up and the remainder of the time in the sauna for a total of 5 hours.)

Not everyone has gone immediately onto a full 5-hour stint right from the start (and some have successfully done the entire program on a shorter daily schedule, as covered later in this issue). In both the running and the sauna, where the right gradient was applied, particularly when beginning the program, it went very smoothly. Age and current physical condition and stamina can all enter into it. Among the many surveyed were those who required a few days to work up to 5 hours daily, but once there, it proved to be the optimum daily period for them, as it has for so many people.

Additionally, on such a schedule the Purification Rundown can and has been completed effectively in the shortest possible amount of time.

Most people approached the 5-hour daily program eagerly and enthusiastically. Some were found apt to plunge in a bit out-gradiently at the start, and this was handled by having them work up gradually to where they could run 20 to 30 minutes without strain and take the sauna time at the rate they could handle it, especially to begin with.

One area reported a few people staying in the sauna too long with no break and turning on headaches and other unnecessary reactions that way. The purpose should not be to see how long one can stay in the sauna for any one stretch of time, and this had to be clarified with several such enthusiasts. What worked best was when the person had a good sweat going and had been in the sauna sweating for a while, then coming out, getting some fresh air and space and cooling off, as needed, and going right back in for more sweating. When plenty of liquids (many people take water jugs into the sauna), enough salt or potassium or Bioplasma were used, the sauna time went very well.

These are some of the points which were found to get and keep the person winning.

2. CAN THE PURIFICATION RUNDOWN BE SATISFACTORILY COMPLETED ON LESS THAN 5 HOURS DAILY?

This has been piloted where circumstances honestly prevented some persons from doing the rundown 5 hours daily. It was found that the rundown can be completed effectively by a good many cases on less than 5 hours per day, provided the person *is* getting benefit and change on the shorter schedule.

The shorter schedules ranged from 4 hours down to a minimum of 2½ hours daily, always with a higher percentage of time spent in the sauna than in running.

The absolute minimum daily period found to give good return on the rundown was 2½-hours total running and sauna time. This period would then be spent as follows: approximately 20 to 30 minutes of running and the remaining 2 hours or so in the sauna.

The same gradients applied when the person was on or starting on a 2½-hour daily schedule as on any other schedule.

C/S approval would be obtained for the person to do the rundown on this shorter schedule, as there are other factors that enter into it. Any medical advice or order for the person to be on the shorter schedule would, of course, need to be followed.

The rundown can and in most cases has taken longer to complete on a shortened daily schedule, but survey results show that it can be done successfully by a good many people at a minimum of 2½ hours daily *provided all other points of the rundown are standardly maintained.*

3. DOES THE EXTENT OF A PERSON'S DRUG HISTORY SEEM TO BE A FACTOR IN HOW MUCH TIME WOULD BE SPENT DAILY ON THE PURIFICATION RUNDOWN?

Per all the research and survey data thus far, the extent of drug history is definitely a factor in determining how much time daily an individual would spend on the rundown.

Beyond any doubt, the survey showed that those with heavy or even mediumly heavy drug histories benefited most from the 5-hour daily schedule. This can apply to persons with heavy medical-drug histories as well as to those who have had heavy street drugs.

There are reports on record of persons with heavy drug histories who, though they had done fairly well at the beginning of the rundown on 2½ hours a day (some phenomena turning on and blowing), did not begin to turn on restimulation of actual "trips" and blow through them until they got onto a 5-hour daily schedule.

Others reported that if something turned on while in the sauna, they made it a point to stick carefully to the sauna time (taking short breaks as necessary for water, salt or potassium, or to cool off) until the manifestation blew, and they

then came out feeling good and refreshed. These same persons reported that if they short-cut the sauna time because something uncomfortable had turned on they came out feeling bad or dull and it would then take longer to blow through the manifestation.

Even some people with very light drug histories reported feeling calmer and more uptone after a stint in the sauna which was long enough to permit them to get through any restim or discomfort that had turned on.

There is everything to be said for putting a person on a schedule which will permit him to handle these factors, and it was found particularly important that those with heavy or mediumly heavy drug histories were scheduled properly so that they were able to get full return from the action and wind up with the EP.

4. WHO DETERMINES WHAT DAILY LENGTH OF TIME THE PERSON SHOULD BE ON ON THE RUNDOWN?

On any question as to daily schedule, the C/S would adjudicate as to the daily time period for the individual.

In any case where the person was doing the rundown on a special medical program, the C/S would ensure any doctor's orders regarding schedule were adhered to.

The C/S's first consideration would be what is going to give the person the most gain. Wherever possible the person would do 5 hours daily and most people have done this. In instances where a shorter daily schedule was actually required for best results on some individuals, the schedule was adjusted per C/S adjudication.

In cases where persons honestly had limited time, these were considered for the minimum 2½-hour daily time period, as it would have been altered importance to deny them the rundown otherwise. But it was necessary to ensure that each person could and did make progress on the shorter daily schedule as he continued it and, if not, getting him onto the proper regimen.

Some who started at 2½ hours daily later requested to move up to the 5-hour period, and there have been cases where persons on the shorter schedule were getting heavy restimulation of drugs which they could not handle on the shorter period, and when switched to the 5-hour period by the C/S, they did remarkably better. This can occur, apparently, with street-drug or medical-drug users and is something for the C/S to bear in mind. The heavier drug cases were, where possible, put on the 5-hour schedule to begin with.

Again, per the survey data, correct gradient was the watchword here, as in all aspects of the Purification Rundown.

The C/Sing of cases on the rundown would not be done rotely but always done on an individual basis with the individual never pushed further or faster than he could go. (To do otherwise would be a violation of the tech of the rundown and a violation of the tech on gradients.)

The successful action has been to get the person on a schedule where he is winning and able to handle what comes up and then ensure he gets in that



amount of time each day and preferably at the *same time* each day. Regularity of schedule plays a big part in completing the rundown smoothly and effectively with all the benefit to be had.

5. WHAT REACTIONS HAVE BEEN NOTED WHEN PARTS OF THE RUNDOWN WERE SKIMPED OR WHEN THE RUNDOWN WAS DONE IRREGULARLY?

LIMITED GAIN PER HOUR

One of the factors examined closely in the course of this survey was whether or not there was a common sauna time-limit for most people (within the 5 hours) after which the person got tired and the individual got less return for the remainder of the period.

In those cases where the rundown was being carried out very standardly, there were no reports of such tiredness setting in before the 5 hours were up which were due to length of time spent in the sauna. (Some of these cases reported they experienced tiredness as part of a restimulation of drug reactions, etc., but they were able to spot it as such and blow through it within the 5-hour period.)

However, there were 24 reports from individuals stating they did get tired in the sauna well within the 5 hours and got limited or no benefit from it beyond that tiring point. The daily time limits for gain reported by these 24 cases varied widely from person to person, the reported limits ranging from 4 hours down to 2½ hours or less. The individual's drug history did not seem to be a factor, as the reports came from persons whose drug histories ranged from heavy down to few or no drugs, medical or otherwise.

These 24 cases were looked into carefully, and when all the pertinent data was examined (some of it obtained by metered interview), what showed up were departures from the standard procedure as given in the Purification Rundown HCOBs.

The departures found were (in order of frequency):

- a. Not enough sleep;
- b. Insufficient salt or potassium or Bioplasma taken while in the sauna or before running, OR a combination of (a) and (b);
- c. Dropped out vitamins that day, skimping on vitamins or taking vitamins sporadically;
- d. An undetected and/or unhandled vitamin deficiency.

In one case out of the 24 the person was found to be anemic and he should not have put himself onto the program. This was handled by getting the person onto a special medical program to be carried out under medical supervision before the rundown could be completed.

Correction of the other cases brought about smoother progress and much improved results.



At best, any one of the above-listed outnesses or omissions could result in the person tiring too quickly, experiencing unnecessary discomfort, getting limited gain per hour and prolonging the rundown unnecessarily. The appearance would be that the rundown was not working when in actual fact it was not being applied standardly.

Where a person on *any* schedule reports he is tiring at a certain point and getting little or no benefit per hour spent beyond that point, one would need to determine if an adjustment of the daily time period was needed. But, as has been found, *additionally and always* one would carefully examine exactly what the person was doing on each section of the rundown and get any outnesses rectified.

Regardless of whether the person is on the maximum or minimum daily schedule, departures from other aspects of the procedure would decrease the benefits until these departures were handled.

SLEEP

In the 24 cases mentioned above and in some other cases reporting problems on the rundown, by far the most common outness found was lack of sufficient sleep.

This is covered in the original bulletin under the section on a properly ordered personal schedule. However, it should be reemphasized here that adequate sleep has been found to be a vital factor in the correct application of this rundown. People function best when they are sufficiently rested.

Some tiredness has not been uncommon at certain intervals during the course of the rundown, even when the procedure was being carried out standardly. It can occur when the person first goes onto the program and needs to build up to the full daily time period on a gradient. It can also occur as part of the restimulation in connection with medical- or street-drug residues or as part of restim of an old illness, etc., any of which the person might run through while on this program. There are many cases on record of persons on the rundown turning on and blowing through periods of tiredness or fatigue connected with past illness and/or medical or drug experiences and coming through them far brighter and more energetic.

But it must be borne in mind that the Purification Rundown can be strenuous. Trying to do it on too little sleep would be a severe violation. A person observably needs enough sleep in order to cope with the changes he is undergoing. Per C/S reports, where this has been violated the person has often wound up having a rough time of it. Quite apart from any mere tiredness, any reactions which are there to be restimulated by drug residuals can (due to insufficient sleep) produce unnecessary and nonoptimum reactions.

Adequate sleep while on the Purification Rundown has proven to be every bit as important as it is when one is on a routine auditing program and is part of a properly ordered personal schedule. One obviously can't expect to make the gains possible on the Purification Rundown unless this point is in.

And one must be okay medically to go onto the rundown in the first place.



SAUNA VENTILATION

Correct ventilation of the sauna is covered in HCOB 30 Dec. 79, HOW TO BUILD A SAUNA, and it is reiterated here as a *must*.

Improper sauna ventilation is reported as a contributive factor in a person tiring too quickly. It reportedly can bring on lassitude (weariness of body or mind from harsh climate), air hunger or any number of other symptoms which some persons have, in error, attributed to other causes. This has in some cases prolonged the rundown or given the appearance of the rundown being unflat when actually it was complete.

Those immediately responsible for delivering the Purification Rundown, as well as the executives of the org, are responsible for ensuring the sauna has been constructed and is being operated standardly with a sufficient oxygen supply for the number of persons using it. This also ties in with correctly staggering the scheduling of people for the sauna. One wouldn't jam too many people in the sauna at once, from the standpoint of ordinary comfort as well as sufficient oxygen supply.

OVERHEATING AND SALT DEPLETION

An R-factor on the effects of overheating was found to be essential for a person beginning the rundown, as well as basic hatting on how to handle this on an emergency basis should it occur.

The symptoms of overheating and/or salt or potassium depletion—dizziness, feeling faint, weakness, clammy skin, becoming overheated, etc.—are taken up in HCOB 6 Feb. 78RB, Purif RD Series 1, THE PURIFICATION RUNDOWN REPLACES THE SWEAT PROGRAM.

Beginning persons would need hatting on these points so as not to confuse these symptoms with the manifestations that can turn on when restimulation in connection with drug residuals is occurring. It is common knowledge and a matter of good common sense that overheating and/or salt or potassium depletion can be prevented by sufficient salt, potassium or Bioplasma intake and by cooling off periodically as necessary during the sauna period. But where these symptoms occurred, they would be *handled* and not considered something the person must “go through.”

Additionally, if perspiration ceases while in the sauna—the body suddenly stops sweating and the skin becomes hot and dry—it's an indicator that needs immediate handling. This is a clamping down on the part of the body, a resistance to expelling, and it is the first sign of a heatstroke.

The *Standard First Aid Personal Safety* booklet put out by the American National Red Cross covers the symptoms of heat exhaustion/heatstroke and the immediate aid to be given for such.

One would get the person out of the sauna at once and cool him off with a cold or cool shower or sponging, or start with a lukewarm shower and gradually make it cooler. Fluids and salt, potassium or Bioplasma would be given.

This reference would be kept on hand, readily available, in the sauna location.



Adding on all the above points would be included in the R-factor the person is given when he begins the rundown. Salt or potassium depletion as a chronic condition would be handled in liaison with the person's doctor.

NUTRITION

What showed up throughout the survey data was the importance of the daily nutritional vitamins, minerals, oil, Cal-Mag and vegetables and the role that these nutritional elements play in handling, on the Purification Rundown, the traumatic effects of the restimulation of drugs, as covered in some detail in the original bulletin.

In each area it was observed that dropping out any of these supplements while on the program, skimming on them or taking them only sporadically, contrary to the program as approved by the person's doctor, could create or intensify deficiencies which would then throw a curve into the rundown that would show up in any number of ways—tiring quickly, lack of energy, upset stomach, nausea, a general “not feeling good” or actually getting sick in some way, to name a few.

Any omissions of these standard elements were found to interfere with the progress and purpose of the rundown, which is to free up the individual for spiritual improvement by handling the restimulative effects of accumulated residual drugs and toxins.

With the increase in numbers of those doing the rundown, many more persons are now reported to have successfully completed it under close supervision on the nutritional vitamin and mineral increases, including niacin, within the ranges given in the original research data published in HCOB 14 Feb. 80R, Rev. 31.7.85, Purif RD Series 4, RESEARCH DATA ON NUTRITIONAL VITAMIN INCREASES ON THE PURIFICATION RUNDOWN, with approval for such supplements from a medical doctor.

Many areas report it has also been helpful to have a good familiarity with the Adelle Davis books on nutrition and diet, as listed by title in HCOB 7 Mar. 80, DIETS, COMMENTS UPON.

Where individual tolerances were taken into consideration under medical supervision and any vitamin imbalance or deficiency handled under medical supervision, as stipulated in the bulletins on the rundown, these ranges as published in the issues on the original research were reported to be highly workable for most.

In areas where the rundown has been successfully delivered, the person's originations regarding his tolerance for or reactions to certain vitamins were never ignored. These would always be looked into and a correct solution worked out in alignment with the data in the original bulletin, with the assistance of the Medical Liaison Officer in liaison with the doctor or between the individual and his doctor.

In reported cases where the person was having some difficulty and some nutrient imbalance was the actual cause of the upset, where the vitamins and minerals were properly adjusted as above there was invariably improvement.



But it was necessary to first determine that the person actually was *taking* the vitamins and other nutritional elements he was supposedly taking and in what amounts or if he was taking them only sporadically.

It is the responsibility of the person who has undertaken to do the rundown to keep those overseeing the rundown well informed as to his daily actions and the results. It is also his responsibility to see his doctor where any irregularity or upset indicates such. Naturally, it is also his option to see his doctor at any point he wishes on his progress on the rundown.

From all the reported data, it is not unusual at certain points of the rundown for some to protest a bit at the large quantities of vitamins taken. The protest is not in regard to results or benefits but simply in regard to the quantities to get down. While the niacin was always taken all at one time, in several areas it was found most viable to take the remainder of the vitamins at various intervals during the day, after meals or with snacks. One medical doctor has suggested that absorption of the needed nutrients is better accomplished in this way. The exception to this would be where one or more of the vitamins or minerals had been specifically suggested by the MD to be taken at certain set intervals.

Also reported was the datum that there is a hidden factor to look for if a person is having difficulty, and that is the person is not eating but is going along mainly on something like vitamins and niacin and yogurt alone. Or he has made some other major change in his eating habits. This was found in one area and totally explained why the person was having trouble on the rundown.

Departures such as this were found quite often to come about as the result of exchange of verbal data among persons doing the rundown, so this line was watched to ensure the procedure was being followed as given, not someone else's version of it or some experimentation of it on his own.

SCHEDULE IRREGULARITIES

Probably the biggest single factor found in keeping the person progressing smoothly on through to successful completion of the program was regularity of the actions. That included regularity of the timed schedule, nutrition, sleep and the whole works.

Where any one part of the procedure was being done erratically, it would throw the other parts out or give that apparency, and the effect could sometimes be quite puzzling to the C/S or to the person's doctor and others assisting in the administration of the program.

Per C/S observation and other survey data, where people who had otherwise been doing well began skipping a day here or there, skimping or cutting down on the daily purification time or missing sleep, it usually resulted in upset of some degree. They began to report "feeling bad" or feeling "sickish" or actually getting sick following some irregularity or disruption of the routine. Where this occurred, the discomfort or upset was more severe among those with heavier drug histories.

A possible explanation of this is that the process has been interrupted and one is getting a backloging of the drug and other toxic effects rather than a routine release of these at the same rate as when the person was on schedule.



Therefore, the person could be subject to a piling up of the restimulative effects of these at a rate not easily handled by him, and this could be further compounded by any continuation of an erratic schedule.

The handling was to get the person onto or back onto a proper and predictable daily regimen and maintain it through to completion of the rundown.

What was stressed here was that in this, as well as all parts of the Purification Rundown, it is a matter of the person following the normal and generally accepted rules for good health. He would then be in the best possible shape to attain the lasting spiritual benefits which are available to him. This is, of course, the sole and ultimate objective of the Purification Rundown.

DETERMINING AND HANDLING WHAT WAS WRONG

Here are some of the more successful actions reported from an area with high Purification Rundown completions.

Any bad indicators, odd or strange indicators, upset, etc., would be always picked up and handled at once.

If the person was in some heavy restimulation and just wanted to get through it without interruption, he was not forced or badgered but permitted to go through it easily and gradually at his own rate and he would then come out the other side all right. Per reports, most people know when they are in a drug restimulation and will tell you.

In a case where the cause of upset wasn't immediately obvious, the Purif I/C or D of P would simply sit down with the person and talk it over to find out what was going on.

What worked very well was to have the individual himself read over all points of the rundown as contained in the issues and he himself would then very often spot and point out where he went off the rails. And in most cases he would prove to be right. It was very often found to be a matter of something having been altered or added or dropped out and this would be resolved by getting him back on the correct regimen and doing it by the book.

If it didn't appear to resolve, no guesswork or experimentation was done. The person would be sent to his doctor for a medical check and any necessary adjustment of his regimen.

In summary, it has been found that there are any number of ways in which one can depart from the correct procedure and the effects of one such departure can be similar to or appear to be similar to those of another, which can make some cases look complicated indeed, and unnecessarily so. So it has also been found that it is vital to indoctrinate the person on the standard actions of the rundown at the outset and then do everything possible to preserve that standardness throughout.

6. ON THE PURIFICATION RUNDOWN, HAS IT BEEN FOUND THAT THE "ALL BLEND" OIL MUST BE TAKEN "STRAIGHT" OR CAN IT BE MIXED WITH SOME OTHER FOOD?



Per survey data, some individuals had reported difficulty taking the “All Blend” oil by itself, usually due more to the texture than to the actual taste.

The handling, as there seemed to be no reason why the oil could not be taken in orange juice or mixed with some other food of the person’s choice and taken that way, was to have many people on the rundown do just that, with good result. Others simply took the oil straight. (An exception, in taking the oil mixed with other food, is that you would not *cook* food in the oil and consider that the “All Blend” oil ration for the day!)

As the oil will coat the stomach and intestinal walls for a certain period, which can prevent the full assimilation of other nutrients, especially the water-soluble vitamins, one doctor has suggested that it is probably best taken before going to bed or at least at a different mealtime than when the vitamins and minerals are taken.

Regarding the amount of oil to be taken, this did vary with the individual. However, a medical doctor who is also a Scientology auditor and Purification Rundown C/S and who has handled numerous people on the rundown has reported that the most standard oil dosage found to be required thus far by most persons he has handled on the rundown is between 2 and 4 tablespoonfuls a day. Others (particularly some 250-pounders he has on the rundown) are on considerably more oil than this. The recommendation of this medical doctor is that on any oil dosage one would reduce the intake if the oil showed up in a bowel movement or in the body sweat, as in such case there is an excess of oil which is not being put to use but simply expelled.

7. HAVE THERE BEEN ANY REPORTS OF A DIFFERENCE IN RESULTS WHEN NIACIN IS TAKEN IN POWDER FORM INSTEAD OF IN TABLET FORM?

Per reports thus far, this seems to vary among different individuals.

The observation of one medical doctor supervising the rundown is that these variances are not unusual.

Some persons have reported more immediate and/or intense results when niacin was taken in powder form. This difference was most often reported by persons who had reached the higher dosages, had little or no results from a large, highly compressed tablet and then switched to the same dosage in powder form and got more intense results.

However, at least two people report that they got results when taking 100, 200, 300 and 400 mg of niacin in tablets of 100 mg each; then, when 500 mg were taken in a single 500 mg tablet, nothing occurred. However, next day, when 500 mg were taken in 5 tablets of 100 mg each, results were obtained at the 500 mg dosage.

Still others reported effective results from niacin tablets of any dosage, including the larger tablets of higher dosage.

What has been done in one area is to use tablets of 100 mg niacin each until the 1000 mg niacin dosage is reached and to use niacin in powder form thereafter. Where this is done, or where niacin in powder form is used exclusively, the measurement was and would need to be exactly done.

The label on a powdered niacin container should carry instructions as to how to measure the powder content. With the brands that have been used, one teaspoon provides 3000 mg of pure niacin. Note that this is per the English system of weights and measures. One would need to use the standard measuring teaspoon. In areas of the world where the metric system is used (and where “teaspoon” sizes vary), an amount equivalent to a standard teaspoon measurement would be 4.9 ml.

8. WHAT HAS BEEN OBSERVED TO BE THE MOST SUCCESSFUL GRADIENT GENERALLY IN INCREASING NIACIN ON THE RUNDOWN?

Within the boundaries of the medical doctor’s advice for the individual, the most workable gradient in the majority of cases observed was generally found to be starting the person on 100 mg of niacin and increasing it in increments of 100 mg until the person was up to 1000 mg daily. A steeper gradient was then used as one went up to higher dosages. It was found that many persons could take increases of from 300 to 500 mg at one time when they reached the higher dosage ranges. Note that this does not refer to a *daily* increase, necessarily, but refers to the gradient in which the dosage was upped when an increased dosage was indicated.

Any increase was always based on individual tolerance, and there were exceptions to the “generally successful gradient” described above in every area surveyed. Certain individuals would and did require moving up on a lesser gradient according to their tolerances and according to individual medical advices.

On the other hand, in some instances a “grinding” phenomenon was observed where the individual:

- a. held to a certain niacin dosage of, say, 500 mg day after day until nothing whatsoever was happening

or

- b. held to an increase of only 100 mg at a time in the higher ranges of niacin, even though he was getting only brief, mild results, was very able to tolerate these effects and felt he could handle a steeper gradient.

By “grinding” phenomenon is meant an effect similar to running an engraving on the chain over and over without going earlier and the person getting irritated and frustrated with the rundown and feeling he is not making the progress he could be making.

In these instances, it was observed that when the persons who could progress at a faster rate with larger niacin increases (always with the other vitamins and minerals increased in correct ratio and by individual tolerance) did so, they went smoothly along on the rundown, handling what did crop up.

In all surveyed areas, *when* to introduce an increase in niacin was found to be as important as the amount of increase.



When niacin was increased:

- a. after the effect of a certain dosage had *diminished* (not vanished totally)
and
- b. when any *other* manifestations and restimulation which had turned on at that dosage had blown or diminished (as covered in the procedure given in the original bulletin),

good progress was made on the rundown on a one-for-one basis, providing all other points were standardly in.

In other words, it was recognized that there would very likely be various reactions and restimulations (as covered in the original bulletin) all of which would need to be taken into consideration when niacin amounts were increased.

When this was done correctly, excellent results were obtained. Questions arising on such increase were handled according to the person's individual medical approval to do the rundown and further individual medical advices as needed.

It should be mentioned here that, along with this survey data, reports have been received of persons found taking niacin quietly on their own without being on the Purification Rundown and without being under any supervision, medical or otherwise, just to see what it would handle. This is not advised in any HCOB. It could result in artificially created deficiencies or in things turning on which are not then properly run out. Also, where a pc being audited was at the same time experimenting on his own with niacin dosages, it could present some puzzling aspects of the case to the Case Supervisor and could throw a curve into the C/Sing or programing.

The Purification Rundown has been carefully researched and piloted. It is concerned with freeing up the individual for future spiritual improvement. As such it is a programed action carried out daily under C/S supervision and with medical approval for the individual to be on the rundown and medical advices given as required. There is no issue which advises or advocates a person experimenting with it on his own.

9. HAS ANYONE COMPLETED THE RUNDOWN TO FULL END PHENOMENA BEFORE REACHING 5000 MG OF NIACIN?

Per the original research and all reported survey data, there are a number of people who have completed the rundown to full end phenomena on dosages under 5000 mg of niacin. Others have gone as high as that dosage before completing.

Apparently, in some areas there was, earlier on, some misinterpretation of the Purification Rundown HCOBs to the effect that one would be required to work up to a point where a 5000 mg niacin dosage produced no effect in order to achieve the EP—which is not the case. There is no statement in any HCOB to this effect.

The end phenomena is reached when the individual is free of the restimulative presence of residuals of past drugs and other toxic substances. He will no longer be feeling the effects of these impurities going into restimulation and there is a marked resurgence of overall spiritual well-being.

The fact of having a heavy drug history does not necessarily prolong the rundown. It can do so but it is not true in all cases. More important than anything else is keeping all points of the rundown in standardly, maintaining a well-balanced personal schedule with enough rest and nutrients, and getting as much exercise and sauna as possible on a routine daily basis.

On such a schedule, persons of varying drug histories—some heavy, some light—have completed the rundown in 18 to 20 days at 5 hours a day, reaching the EP at amounts of niacin which differed with different individuals. Some have done so in less time.

From reports based on direct observation, apparently what can happen in some cases (not all) is that the residuals of past drugs and other chemicals (sometimes every drug or medicine the person has taken) can restimulate and turn on heavily in the first week or 10 days of the rundown at lower dosages of, say, up to 1000 mg niacin. It doesn't always happen in an orderly fashion and it can be severe, but the person will handle these drug residuals, blow through any accompanying manifestations, and after that it can go totally flat with no effects showing up on the higher amounts of niacin. Others will turn on these effects in a more graduated sequence, one following the other, and it can take longer.

From the original research and piloting of the rundown, and from the reports of those currently delivering it and the personal reports from those who have completed or are on it, one can expect any variety of manifestations to crop up, not all of them comfortable by any means.

Where the person was on a sensible and well-kept schedule, with all other parts of the rundown fully in, these manifestations would deintensify and blow without undue discomfort or hang-up. As the toxic substances became active, he would experience their restimulative effects and come through these periods with nice wins. One would then see a gradual brightening of the person as he progressed.

Reported also was the fact that sometimes, especially on the lower niacin dosages, one could get a person coming through some drug experience with such a sense of relief and release and such a big win that he would report he had completed when he actually had more to do. Or a person would have an auditing-type cognition or a whole string of such cognitions and mistake that for the EP. These, of course, are excellent wins but not necessarily the end phenomena. Big wins can be expected during the course of the rundown, but in cases where the person was discontinued on the strength of such a win before all the toxic residuals had been handled, the person would come up with more to be done and would have to be returned to the rundown to complete it. One must be able to recognize the difference between a good win and the actual EP.

In all those areas surveyed, where a person was progressing well on the program he could be observed to be becoming more uptone and aware. He would start reporting exactly what was going on, what drug was turning on, what impurities and restimulations he was running out. He could usually tell if he had hit a tolerance level on a certain vitamin. All of these are valid reactions throughout the run. As the person would release and blow through whatever was there to turn on, the manifestations became less day by day, and he would reach a point where no further manifestations were coming up. He would look and feel



remarkably better, brighter and more alert; he would have come through good wins and he would often know and state that he felt free of impurities and their associated restimulative effects and originate on his own that he had done it. With all those indicators one could be pretty sure he *had* done it.

The amount of vitamin and mineral nutrients, exercise and sweat-out it has taken and will take to accomplish this on the Purification Rundown is an individual matter.

There is no hard-and-fast rule laid down anywhere that says a person must work up to 5000 mg niacin before he is complete.

10. WHAT IS THE “WIND DOWN” THAT FOLLOWS PURIFICATION RUNDOWN COMPLETION?

There is no such thing, unless one would give that term to the action of coming down off heavy vitamin and other nutrient dosages on a steep gradient, rather than abruptly, following Purification Rundown completion, as suggested in the original bulletin (HCOB 6 Feb. 78RB).

In one area it was found that this section of the bulletin was being misinterpreted to mean one gradiently did less of *all* the elements of the Purification Rundown—i.e., less sauna, less exercise, less vitamins, etc., each day—and this was being called a “wind down.” This is not stated in any of the HCOBs and is not a valid action.

The suggestion that *is* made is that one doesn’t abruptly simply cease the extra nutrients he has been taking but comes down from high dosages on a steep gradient to what would be a moderate daily normal requirement for him, per medical advices. And that along with this some moderate daily exercise will help him maintain good health.

Continuing all the elements of the Purification Rundown would amount to continuing the rundown itself past the point of valid completion and, further, would delay the person getting onto the auditing he is programed for as his next step.

ADDITIONAL QUESTIONS ON END PHENOMENA AND NIACIN

Certain additional questions have arisen regarding the end phenomena of the rundown in relation to niacin which should be taken up here so that the data is broadly known.

The first of these is:

11. CAN THE RUNDOWN BE CONSIDERED FLAT IF THE PERSON SEEMS TO HAVE REACHED THE EP AND IS GETTING NO MORE MANIFESTATIONS TURNING ON OR NO OTHER CHANGE OCCURRING BUT STILL GETS A SLIGHT RESULT FROM 5000 MG NIACIN?

The person could very well be complete, but there are several factors to be looked at regarding this point.



The person could be hung up on some outness in the early stages of the rundown which would show up on a full review of his Purification Rundown history. One could do a full inspection of his folder, particularly in the area of minerals and vitamins, what effect they had, were these dosages standard and kept in the proper balance, was the rundown administered standardly and done regularly. The person could be interviewed as well, and you might find some outness such as he doesn't like vegetables, he never eats vegetables, etc., etc. So parts of the rundown could have been violated and this could be showing up in the manifestation described above. It may be that he has some deficiency which has been bypassed and thus some sort of hang-up was created. There is the possibility that if the rundown hasn't been done properly throughout, one could get such a hang-up. And with that there's a possibility of some deficiency alongside it which won't allow a complete discharge. A medical check would be done if the folder shows irregularities to determine if this is the case and, if so, to get it remedied. Getting any such deficiency remedied and getting all points of the rundown in standardly would bring it to successful completion in a case where such outnesses have existed.

There is also the possibility that the person simply has more to do on the rundown.

And there is the possibility, and this may be by far the most common, that the person has reached the EP and is in overrun.

If he has done the rundown standardly and has reached the end phenomena as described earlier in this bulletin and in HCOB 6 Feb. 78RB, the chances are he is complete on the rundown despite the fact he is still getting some slight result from 5000 mg of niacin.

It is possible to overrun the Purification Rundown if one is not well aware of what is to be looked for in the end phenomena. There have been cases of overrun where the person was continued for some weeks at 5000 mg (5 grams) of niacin with nothing more turning on than a slight effect. And there have been cases of overrun that occurred at less than 5000 mg of niacin.

The possibility exists here that if the point of completion of the rundown is reached and *bypassed* the person could begin to dramatize a niacin flush. It would be like any other bypassed condition, such as a bypassed F/N. The condition tends to hang up because it is not acknowledged or signaled to have ended. This is simply an educated guess as to how this could occur, but it is also borne out by careful study of several cases on record where bypass of the EP and overrun did take place.

After the person has been on the regimen for some time, has come through good changes and is handing you the indicators of the EP, carrying him on the rundown for 6 or 7 days with no further effects at any dosage is really an overrun. In some of these cases it appears that 5000 mg niacin isn't doing anything that 3500 mg of niacin didn't do.

To repeat, the end phenomena can and has been reached on 5000 mg of niacin and on dosages of lower than 5000 mg. Once the drug and chemical residuals are handled, they're handled. The person will feel the difference. Upping the dosage does not necessarily find more to be handled. And continuing

the person past the EP can hang the whole thing up and produce a slight effect as a dramatization, either sporadically or each time the niacin is taken.

This can then become confusing to the person himself and to the C/S. If the overrun is continued, you'll see the person begin to go downtone, even if only slightly. His indicators become a bit less bright, he may become disheartened. He may now be efforting to produce some result that isn't there to be had and begin to feel the action is interminable. Certainly the person will appear less enthusiastic about the whole procedure and may begin to protest it. The picture now looks as if the rundown is unflat whereas what has happened is that he achieved the EP, reached a point where he felt great, was getting no further manifestation of any kind (if even for only a day) and the fact was not acknowledged but bypassed. Overrun phenomena then sets in.

C/Ses report there have been a few cases who "rabbited" (wanted to run away from continuing the rundown to its EP because it was uncomfortable or out of other considerations) and insisted they were complete after a very few days at low niacin dosage when little or nothing had yet turned on. But these cases were few and easily detected and handled by bringing them to a better understanding of the rundown and its purpose and what it does. In two such cases where the persons were allowed to attest after too brief and skimpy a run, they both went into drug restimulation which should and would have been handled routinely on the rundown. After full review of these cases, with medical participation, they were put back on the rundown and completed it properly.

Judging from reports, including the many personal reports received, by far the majority are eager beavers who can't wait to turn on something on the rundown and blow through it. They report drugs, medicines, anesthetics, alcohol, restimulation of various biochemical reactions, somatics or other manifestations turning on and blowing, and they report them all enthusiastically and with great relief and look for more! Such cases will often know and tell you when they've honestly reached the EP.

One C/S also reported he had had cases on his lines where the person from all indications was complete and stated he was complete but wanted to continue a bit longer "just to make sure." Allowed to go on, these cases promptly got into overrun phenomena, went downtone and were getting no change. In each case, when all was checked out, it was found the EP had been reached at the point the person stated he was complete. So it appears that on the Purification Rundown, just as in other rundowns, it doesn't do to continue past a valid EP. Should it happen, it is handled simply by having the person spot when he did complete and acknowledging it.

What also showed up in the survey data was the rare bird who would try to handle his whole case on the rundown and who looked for some result above and beyond the EP of this rundown. Such a case would need to be given a very thorough R-factor on the rundown and be carefully C/Sed, with medical liaison as necessary, throughout.

It was found important to make real the fact that all that is being looked for here is the person free of the restimulative effects of past drug and toxic residuals so that the person can then be audited with optimum gain and spiritual enlightenment.



It is up to the Case Supervisor to know each case, to be familiar with the progress of each case, to keep the medical liaison lines in, and to know well the indicators to expect when the end phenomena has been reached so that it can be acknowledged and validated.

Another question that has come up with some frequency is:

12. WHAT COULD ACCOUNT FOR A PERSON WHO HAS GENUINELY COMPLETED THE RUNDOWN WITH NO NIACIN REACTION AT 5000 MG (OR LESS) THEN GETTING A REACTION LATER AT LOWER NIACIN DOSAGES?

Such a reaction, where the person has actually done the rundown standardly to its end phenomena, does not mean the rundown is unflat.

To understand this reaction one needs a good understanding of the bank and how it works. The specifics of what has happened in these instances can be quite variable, but what you are looking at here in general is that there has been an environmental shift or change which produced another type of *bank* key-in.

To begin with, we are living in a two-pole, a two-terminal universe. (Ref: HCOB 8 June 63R, Rev. 3.10.77, THE TIME TRACK AND ENGRAM RUNNING BY CHAINS, BULLETIN 2: HANDLING THE TIME TRACK) It takes a two-terminal situation to hang something up.

On the Purification Rundown we are looking at two things: one, the actual drugs and toxic residuals in the body (and medical autopsies have shown that they *are* there) and two, the bank mock-up or facsimile of the drugs, drug residuals and their effects.

These two conditions are hung up—one of them playing against the other, in perfect balance. What the person is feeling is the *two* conditions, one of them the actual presence of the drug residuals, the other the bank mock-up of them. The thetan can actually, via his bank, mock up a perfect synthesis or a counterfeit of drugs. So you are getting two reactions here, one of them a total counterfeit but no less real to the person, nevertheless. The counterfeit is just bank restimulating and, oddly enough, the bank can approximate practically every drug there is under the sun. The bank can also approximate the effects of radiation and it will look just exactly like a physiologically caused effect.

I don't think the bank can necessarily key in a physiological reaction where an actual physical basis for such has not existed somewhere on the person's track. It *can* deform or change positions or rates of metabolism. It can change endocrine conditions and therefore can change various bodily conditions. And it is true that a thetan can mock up a facsimile strongly enough so that it hurts.

Probably the reason why the Purification Rundown works is that it handles the one side of it and thus fixes the person up so that the other side, the bank facsimile side of it, is no longer restimulative or in constant restimulation. It's as simple as that.

What, amongst other things, is happening on the Purification Rundown is that you cause an upset of this perfect balance and suddenly this balance goes b-z-z-z-t! The balance isn't there anymore so you don't get the cross-reaction



anymore. But it takes auditing to totally erase the bank. In other words, while the balance has been upset, all of the bank facsimiles are not gone. They're not keying in and they're not being reinforced by the presence of drug residuals but they're not necessarily blown.

A thetan can mock up anything. Thus, as the person is coming down off the rundown on gradient niacin and other vitamin dosages, he can hit an area where some factor in the environment can cause the facsimile to go into restimulation again. You can get a bank reaction which, so far as anyone could tell, would be absolutely identical to what the physiological reaction would be.

It doesn't mean there are still accumulated residuals. It is that the bank or facsimile side of this two-terminal hang-up isn't necessarily flat. It *was* flat for that period of time. Now the person drops back, moves into another environment, another period of time, probably goes out in the sun and gets himself a nice sunburn or something of this sort, and his bank cross-reacts.

That is the basic theory behind this type of manifestation.

Upon completion of the Purification Rundown, the person is now in good shape to receive auditing and get optimum gain from it. Auditing is what handles the bank. When the Purification Rundown is completed and the person has fully flattened Objectives, the Drug Rundown is his next step, and it is on the Drug Rundown that one handles the mental and spiritual reactions from drugs. An OT would (after OT III) be given the OT Drug Rundown. Or if the person is on NED for OTs, he would receive the NED for OTs Drug Rundown.

Thus, we are not looking at an endless run on the Purification Rundown. We're seeking simply to handle the drug deposits and toxic residues in their restimulation and reinforcement of the bank, and vice versa. And by breaking up the balance of these two and handling the one side of it on the Purification Rundown, we are freeing up the person to handle the other side of it, the bank facsimile side of it, in auditing—and successfully.

With these factors handled, the individual is now ready for all the spiritual gain that can be achieved in his future processing.

If these summarized findings are of interest and helpful to those in the many, many areas where the Purification Rundown is being delivered, I am pleased to be able to give you this data.

L. RON HUBBARD
Founder

Assisted by
LRH Technical Research
and Compilations

The Purification Rundown has as its sole purpose the handling of the restimulative effects of drugs and toxic residuals on a spiritual being. The Purification



Rundown is a spiritual activity based on and administered according to the doctrine and practices of the religion of Scientology as set forth in the writings of L. Ron Hubbard and adopted by the Church. No part of the rundown is intended as the diagnosis, prescription for or treatment of any bodily or physical condition or ill. The Church is not responsible for the handling of any bodily or physical condition or ill, it being the responsibility of the individual to seek the competent medical advice and treatment of his doctor in such matters.

CHURCH OF SCIENTOLOGY
INTERNATIONAL



Purification Rundown Series 6

**THE PURIFICATION RUNDOWN:
PREGNANCY AND BREAST-FEEDING**

Refs:

HCOB 6 Feb. 78RA Purif RD Series 1
Rev. 4.12.79 THE PURIFICATION RUNDOWN
REPLACES THE SWEAT PROGRAM
Book: *Dianetics: The Modern Science of Mental Health*

Pregnant women should not be routed onto the Purification Rundown.

During pregnancy there is a certain amount of fluid exchange between the mother and the fetus, via the placenta. It has been found that on the Purification Rundown, toxins which might have been lying dormant in the body are released and eliminated via sweat-out. In the case of pregnancy, some of these toxins, instead of being eliminated, could be transmitted to the fetus in a flow of fluids from the mother to the unborn child. There is no reason to risk the possibility of subjecting the unborn child to the effects of such toxins which, even if present but remaining dormant, might not otherwise reach him.

Similarly, mothers who are breast-feeding their babies should not do the Purification Rundown until the baby is no longer being breast-fed, as any toxins released during the rundown could be imparted to the baby in the mother's milk.

The Purification Rundown would be done by the mother after the birth of the child and after any final medical check which pronounced the mother in good health, and, in the case of breast-feeding, when the baby had been completely weaned and was on his own formula.

L. RON HUBBARD
Founder

Purification Rundown Series 7

RADIATION AND LIQUIDS

In Purif, findings seem to bear out that there is a factor related to radiation that produces the greatest exudation of it and this is the sweating itself.

Radiation is apparently enormously water soluble as well as water movable. According to researchers, one merely has to take a hose to a building surface or a road to wash the radiation off of it. This factor is well known to defense-trained personnel.

So where one is doing a Purif, one should be very careful to ensure that actual sweating occurs and in volume. The intake of water is therefore quite vital during a Purif.

This has a side effect, however, of washing a lot of minerals out of the system as well, possibly, as vitamins. Thus the intake of minerals and vitamins during Purif is also a necessity.

It is possible that a Purif RD is not as workable when profuse sweating does not occur, when liquid intake is not large to compensate for it and when vitamins and minerals of a water soluble nature are not carefully and adequately replaced. (The common vitamins taken on the Purif RD which are not water soluble are vitamins A, D and E.)

This gives us three important points that must be in on a Purification Rundown:

1. PROFUSE SWEATING MUST OCCUR.
2. A PERSON'S LIQUID INTAKE MUST BE SUFFICIENTLY LARGE TO COMPENSATE FOR THE LIQUID LOST THROUGH SWEATING.
3. VITAMINS AND MINERALS MUST BE TAKEN IN SUFFICIENT QUANTITIES TO REPLACE THOSE WASHED OUT OF THE SYSTEM THROUGH SWEATING.

As megavitamin dosages are also part of a Purif program, this mineral and vitamin intake is quite in addition to any other vitamin therapy ongoing at the time.

L. RON HUBBARD
Founder



Purification Rundown Series 8

OILS CAN GO RANCID

Apparently oils such as those used on the Purif go rancid after a period of time, and can also go rancid if they are improperly stored and subjected to heat.

These include "All Blend" oil (which is a combination of soy, safflower, peanut and walnut oils), vitamin A, vitamin D, vitamin E and wheat germ oil.

According to published nutritional research, rancid fats (oils) destroy important vitamins in the body and this can result in a physical condition of swollen joints or cords or muscles, known as "gout."

WHEAT GERM OIL

An example is wheat germ oil. If you look at a bottle of vitamin E you will see that it is mainly wheat germ oil. Apparently wheat germ oil, after being pressed, will only last a week before it goes rancid. Taking this oil after it has gone rancid could bring about, after exercise, agonizing cramps.

This rancidness could also bring about a condition of gout. And if a person took rancid wheat germ oil while on the Purif RD he might incorrectly attribute these sore muscles to the exercise, when in actual fact it was the result of rancidness of the oil.

RANCID OILS

This data is given here for information to those supervising Purification Rundowns. But one could find oil in other places that has turned rancid—such as that contained in mayonnaise that has not been properly refrigerated.

According to Adelle Davis, noted nutritionist, some manufacturers even use rancid oils in the preparation of margarines, cooking fats and highly refined commercial vegetable oils. She recommends that one consume only pressed, unrefined oils. However these must be stored properly or they can turn rancid.

STORAGE OF OILS

Apparently the reason that these oils go rancid is exposure to the sun or radiation. One Purif I/C reported that a jar of vitamin E, left out in the sun, went rancid within a matter of days. And if a bottle of oil, or a container of oil capsules (such as vitamins A, D and E are often sold in), is stored for a long period of time instead of being used up, it could go rancid.

The best thing to do is to keep these oils in a refrigerator and test them periodically to ensure none of them have turned rancid.

HOW TO DETECT RANCID OIL

The simplest way to tell if an oil has gone rancid is to smell it. Rancid oil smells peculiar—it does not smell at all like the same oil when fresh.

With a bottle of oil such as “All Blend” oil, one just needs to open it and smell it. And with capsules of oil, such as vitamin E capsules, you can simply poke a hole in one of the capsules and smell the oil to see if it is rancid.

OTHER FORMS

Due to the fact that wheat germ oil goes rancid so quickly, it is advisable that when one is taking vitamin E as a supplement, it is taken in a dry powdered or tablet form.

Also, vitamins A and D can be obtained in tablet form and it is quite okay for persons on the Purif to take these in place of the capsules of oil. The advised dosage would not change.

One does, however, need to take the “All Blend” oil in its oil form. The intake of oil is an essential part of the Purif RD, as per the basic Purif HCOBs.

On vitamins the important point is protecting them from sunlight, heat and oxygen—therefore vitamin containers should be kept closed and stored in a refrigerator. There is no reason one could not take vitamins such as A, D and E in oil capsule form as long as they are properly stored and not permitted to go rancid.

HANDLING OF GOUT

There are recommended dietary handlings for a person who has gout in the book *Let's Get Well*, by Adelle Davis (published by Harcourt Brace Jovanovich, Inc.). Any person who does have what appears to be a condition of gout should consult a qualified medical doctor.

SUMMARY

The Purification Rundown I/C should take adequate measures to ensure that none of the oils being taken are rancid.

This is done by:

1. Proper storage of oils, including not only bottled oils but also those contained in capsules such as vitamin E. Oils should be kept refrigerated, and not left out in the sunlight or near any heat.
2. Oils should be checked regularly to see if they have turned rancid.
3. Any oils that are rancid should be thrown out as soon as detected.

L. RON HUBBARD
Founder



HUBBARD COMMUNICATIONS OFFICE
Saint Hill Manor, East Grinstead, Sussex

HCO BULLETIN OF 24 OCTOBER 1985R
REVISED 28 MARCH 1990

All Orgs
All Missions
Tech/Qual
Purif RD
C/Ses
I/Cs
FESers
Medical Liaison
Officer

C/S Series 122R
Purification Rundown Series 9R

TROUBLESHOOTING
THE PURIFICATION RUNDOWN PC

Refs:

All Purification Rundown Series HCOBs
Book: *Purification Rundown Delivery Manual*
HCOB 8 Mar. 71R C/S Series 29R
Rev. 25.7.78 CASE ACTIONS, OFF-LINE
HCOB 28 Sept. 82 C/S Series 115
MIXING RUNDOWNS AND REPAIRS
HCOB/PL 7 Aug. 79 Product Debug Series 8
Esto Series 36
FALSE DATA STRIPPING
HCOB/PL 9 Feb. 79R KSW Series 23R
Rev. 23.8.84 HOW TO DEFEAT VERBAL TECH
CHECKLIST
HCOB/PL 6 Dec. 76RB ILLEGAL PCs, ACCEPTANCE OF
Rev. 8.4.88 HIGH CRIME BULLETIN

(We are not concerned with handling bodies on the Purification Rundown; our concern is freeing up the individual spiritually. The data released herein is a record of research results which appeared to be effective in the piloting and developing of the Purification Rundown and, when necessary, its correction. The only dosages recommended on the Purification Rundown or its correction are those classified as food. There are no medical recommendations or claims for it. The only claim is future spiritual improvement.)

The following is an outline of points which may require handling and correction in the course of administration of the Purification Rundown. The list reflects points encountered in the piloting and development of the Purification Rundown and reported from various areas where the Rundown has been successfully delivered. It is simply an itemized list of outnesses found to have existed in some cases which were not getting full results from the Purification Rundown until those outnesses were found and handled.

USE

If a Purification Rundown pc is not doing well, the C/S or Purification Rundown I/C uses this checklist in inspecting for the source of the bug. The list



would also be filled out by an FESer when doing a Folder Error Summary on a Purification Rundown pc.

One checks each point on the list by actual inspection of the pc's folder, the Purification Rundown delivery area and personnel, and, where necessary, by having the pc asked.

The points which will then require handling are those which have been answered as "Yes" on the form.

The list, used in conjunction with Purification Rundown Series HCOBs, gives an instant look at any Purification Rundown pc. Thus it permits the C/S, the Purification Rundown I/C or the FESer to spot exactly where the rundown has gone off the rails so the situation can be corrected.

The checklist may also be used in routine inspection of Purification Rundown delivery to *prevent* errors or omissions in the rundown before they occur.

The list is *not* meant for use as an audited correction list.

A. SCHEDULE IRREGULARITIES

1. Doing the Purification Rundown on an erratic schedule—not on a regular daily schedule. _____
2. Skipping days on the rundown. _____
3. Skimping on recommended running or sauna time. _____
4. Trying to do the rundown on insufficient sleep. _____
5. Pc on a 2½-hour daily schedule when, in view of drug history or other factors, should be on a 5-hour daily schedule. _____
6. Pc, due to age or other factors, should be on a modified schedule as directed by a medical doctor (but is not now on such a schedule). _____
7. Pc has been given a modified schedule as directed by a medical doctor, but is not following it. _____
8. Pc tires easily on current schedule. (Check other factors on the rundown as well as pc's schedule.) _____

B. RUNNING/EXERCISE

1. Not taking the exercise on a proper gradient, (i.e., straining too much or too breathless while running to talk to another). _____

2. Ratio of running time to sauna time is incorrect, (i.e., too great a percentage of time allotted to running, or not enough time running to work up the circulation). _____
3. Not exercising at all prior to going into the sauna. _____

C. SAUNA

1. Insufficient time being spent in the sauna. _____
2. Taking overlong breaks. _____
3. Becoming overheated in the sauna due to not taking sauna breaks when needed. _____
4. Insufficient liquids taken while in the sauna to replace liquids lost in sweating. _____
5. Not taking salt or bioplasma as needed while in the sauna (or prior to running). _____
6. Not getting sufficient potassium. _____
7. Salt, bioplasma and potassium not in supply or not located near the sauna and easily accessible. _____
8. Going out-gradient on sauna time, or not working up to higher temperatures on a gradient. _____
9. Cutting sauna time short when in the middle of a past drug (or other) restimulation. _____
10. Sauna temperature is too hot. _____
11. Sauna temperature is not hot enough to induce sweating. _____
12. Cessation of sweating while in the sauna not spotted and handled. _____
13. Sauna is not being kept clean and free of odors. _____
14. Sauna is insufficiently ventilated. _____
15. Crowded conditions in the sauna, with too many people saunaing at one time. _____

D. NUTRITION

1. Skimping on regular meals, not eating properly or not eating regularly. _____
2. Not getting enough vegetables. _____
3. Vegetables pc is eating are overcooked. _____

4. Pc has drastically changed his diet in some way. _____
5. Pc has gone on a fad diet. _____
6. Using the rundown to try to lose weight. _____
7. Not taking vitamins and/or minerals in the recommended quantities. _____
8. Taking vitamins and/or minerals sporadically (skipping them some days) rather than taking them regularly. _____
9. Has dropped out one or more vitamins resulting in vitamin imbalance and/or created vitamin deficiency. _____
10. Taking vitamins on an empty stomach rather than with yogurt or after meals. _____
11. Not taking enough minerals or vitamins to replenish the minerals and water-soluble vitamins lost in sweating. _____
12. Vitamins and/or minerals not being increased in correct proportion to niacin increase. _____
13. Taking vitamins and minerals at the same time as the oil. _____
14. Not taking the oil on a regular daily basis, (i.e. skipping the oil altogether on some days). _____
15. Not taking the oil in consistent amounts, (i.e., varying the amount of oil from one day to the next). _____
16. Not taking the oil in recommended amounts (i.e., taking more or less than recommended). _____
17. Recommended quantity of oil needs adjustment (i.e., pc is getting too much or too little oil). _____
18. Has dropped out taking the oil completely. _____
- 18A. Not taking lecithin with the oil. _____
- 18B. Not taking enough lecithin in proportion with the oil. _____
- 18C. Not taking evening primrose oil when this is needed. _____
19. Oil is stale or rancid. _____
20. Oil is not kept refrigerated. _____
21. Taking Cal-Mag only sporadically or not at all. _____

22. Taking Cal-Mag regularly but in insufficient amount. _____
23. Cal-Mag is being improperly mixed and is unpalatable. _____
24. Cal-Mag is not being kept in fresh supply. _____
25. Niacin has been increased on too steep a gradient. _____
26. Niacin has been increased on too low a gradient. _____
27. Niacin has been increased before the effects experienced at a certain dosage had diminished. _____
28. Pc has turned on something on the rundown which has not yet turned off. _____
29. Pc is experiencing “grinding” effect, with no change, at his current niacin dosage. _____
30. Pc is not being permitted to “go through” restimulation of past drugs or other substances at his own rate and without interruption. _____
31. Pc has worked up to a high niacin dosage, with no niacin flush and no further change or manifestation occurring, but is continuing on the rundown despite this. _____
32. Pc continuing to experience a slight niacin reaction at high dosages, with no other change or manifestation occurring, and folder has not been inspected for possible earlier violation of standard Purification Rundown procedure. _____

E. OTHER AREAS TO INSPECT

1. Pc is not turning in his Purification Rundown Daily Reports. _____
2. Pc is not filling out his Daily Report Form completely. _____
3. Pc has not been reporting all manifestations or changes occurring while he is on the rundown. _____
4. Pc is not using the *Purification Rundown Delivery Manual*, or is not using it exactly per its instructions. _____
5. Pc has not been assigned a twin. _____
6. Pc is not actually doing the rundown with his twin. _____
7. Pc has misunderstands on the purpose of the Purification Rundown and/or its procedures. _____



8. Pc does not understand the EP of the rundown and/or is looking for some result beyond the end phenomena. _____
9. Pc has been subjected to verbal data and/or case discussion regarding the Purification Rundown. _____
10. Pc is comparing his reactions to another's while on the Purification Rundown. _____
11. Pc is on some kind of medication while doing the Purification Rundown. _____
12. Pc is doing the Purification Rundown while in the middle of some other incomplete case action. _____
13. Pc is mixing the Purification Rundown with some other practice. _____
14. Pc has an unreported medical history or physical condition requiring medical attention. _____
15. Pc has an undetected illness or physical condition. _____
16. Pc was not given medical okay to start the rundown initially by an informed medical practitioner. _____
17. Pc has an unreported psychiatric history or history of having been institutionalized. _____

Use of this list does not exonerate one from being fully familiar with the remainder of the Purification Rundown Series HCOBs and the issues listed in the reference section of this bulletin.

(Note: The data given herein cannot be construed as a recommendation of medical treatment or medication. It is released here as a record of researches and results noted, and the Purification Rundown and/or its correction are undertaken or delivered by any person on his own responsibility.)

L. RON HUBBARD
 Founder

Revision assisted by
 LRH Technical Research
 and Compilations



HUBBARD COMMUNICATIONS OFFICE
Saint Hill Manor, East Grinstead, Sussex

HCO BULLETIN OF 25 OCTOBER 1985R
REVISED 28 MARCH 1990

Remimeo
All Orgs
All Missions
Purif RD
C/S
I/C
MLO
Tech/Qual
Class IV C/Ses
and above
Class III Auditors
and above

Purification Rundown Series 10R

PURIFICATION RUNDOWN CORRECTION LIST

Refs:

All Purification Rundown Series HCOBs
Book: *Purification Rundown Delivery Manual*
HCOB 28 May 70 CORRECTION LISTS, USE OF
HCOB 8 Mar. 71R C/S Series 29R
Rev. 25.7.78 CASE ACTIONS, OFF-LINE
HCOB 28 Sept. 82 C/S Series 115
MIXING RUNDOWNS AND REPAIRS
HCOB/PL 7 Aug. 79 Product Debug Series 8
Esto Series 36
FALSE DATA STRIPPING
HCOB/PL 9 Feb. 79R KSW Series 23R
Rev. 23.8.84 HOW TO DEFEAT VERBAL TECH
CHECKLIST
HCOB/PL 6 Dec. 76RB ILLEGAL PCs, ACCEPTANCE OF
Rev. 8.4.88 HIGH CRIME BULLETIN

(We are not concerned with handling bodies on the Purification Rundown; our concern is freeing up the individual spiritually. The data released herein is a record of research results which appeared to be effective in the piloting and developing of the Purification Rundown and, when necessary, its correction. The only dosages recommended on the Purification Rundown or its correction are those classified as food. There are no medical recommendations or claims for it. The only claim is future spiritual improvement.)

(Note: The Hubbard E-Meter is a religious artifact developed for the exclusive use of ordained ministers and theological students who are trained in its use in Church ministrations. It is not intended for and is forbidden by the Church to be used in any medical or physical treatment or the diagnosis, treatment or prevention of any disease. By itself it does nothing and is strictly not to be employed for medical or scientific purposes. Its purpose is to assist the minister to locate in his parishioner areas of travail so that he can assist in the relief of spiritual suffering. The existence and use of the E-Meter is sanctioned by law and the copying of it or attempts by unqualified persons, doctors, scientists, psychologists or psychiatrists to obtain or use one are actionable under law in the United States. To obtain an E-Meter one must be a sincerely enrolled student of the Church of Scientology or a fully qualified min-



ister of that Church and must undertake as well to become wholly skilled in its purpose and use. No other persons are permitted to have E-Meters. The Church permits the E-Meter to be sold, possessed or owned only under these conditions.)

This correction list is for use by a Class III or above Auditor to:

1. help detect and handle any errors, troubles or bogs occurring with a case on the Purification Rundown which are not rapidly resolving despite the Purification Rundown I/C doing the usual handlings as given in HCOB 6 Feb. 78RD, Purif RD Series 1R, THE PURIFICATION RUNDOWN REPLACES THE SWEAT PROGRAM or HCOB 21 May 80, Purif RD Series 5, PURIFICATION RUNDOWN CASE DATA,
2. or to clean up any bypassed charge on a person who completed the Purification Rundown months or even years earlier but who appears to have some BPC or need further handling in the area.

In the event of a bog or unresolving snarl on the rundown, the Purification Rundown C/S or the Purification Rundown I/C should send the pc folder to a qualified Class V Graduate (or higher trained) C/S, who can C/S for this correction list to be done by a qualified auditor. (It is highly advisable that any Purification Rundown I/C get himself trained up to at least Class III so that he is then able to assess this list on Purification Rundown preclears who may need it.)

ASSESSMENT

The list is ordinarily assessed Method 3 with each reading line taken to F/N per the instructions. If the pc is severely upset the list may be assessed Method 5, as determined by the C/S.

When assessing the list on a pc who did the rundown at some earlier time, a prefix is used, such as: "On the Purification Rundown, were you . . .?" or "On the Purification Rundown, did you . . .?" as applicable to the question.

HANDLING

Under many of the questions there are two handlings which appear in separate parentheses under the question. Where this is the case, the *first* handling given is the one the auditor completes directly in the session, taking the reading question to F/N. The *second* handling, which is given in separate parentheses, is the handling programed by the C/S. The C/S would list out the items that read and send the recommended handling for each reading item to the Purif I/C to get done.

When assessing the list on someone who did a Purification Rundown earlier, the handling would be to take each reading question to F/N, in session. Any further handling required would then be determined by the C/S, based upon the existing situation.



1. **WHILE ON THE PURIFICATION RUNDOWN HAVE YOU GONE EXTERIOR?**

(If you get a valid read, not a false or protest read, indicate it. Then: [a] If the pc answers to the effect that he had a win and went exterior on the rundown and this was never acknowledged, and *if* the pc's indicators are in and he has not and *is not* exhibiting symptoms of out-Int, as observed by the auditor in session, the handling is to simply acknowledge his win and indicate the F/N. With the pc F/Ning and VGIs on this, the auditor may continue the assessment. If there is any question about this on the auditor's part, he should end off and get an okay, or not, from the C/S to continue the list. Once it has been determined that there is no situation requiring Int handling, and the remainder of the list has been assessed and any other reads handled, the pc may then continue his Purification Rundown. This is adjudicated by the C/S. [b] However, if the pc is actually having Int trouble, it is handled before the pc continues the Purification Rundown as follows: If the pc is not Clear or OT give him a standard Int RD per Int RD Series 2. If he is Clear or OT and has not had an Int RD give him the End of Endless Int Repair RD per Int Series 4RB. If the pc has had an Int RD or End of Endless Int Repair RD, do an Int RD Correction List [HCOB 29 Oct. 71RA]. If Int correction has already been done on the pc get an FES of the Int RD *and* its corrections. If you are not qualified to audit or repair Int, turn the pc over to a qualified auditor. When all errors are corrected the C/S may order the End of Endless Int Repair RD per Int Series 4RB, as applicable.

Note: The Purification Rundown and Int handling are *never* done concurrently. When Int handling is required, it is done before the pc continues his Purification Rundown. Ref: HCOB 28 Sept. 82, C/S Series 115, MIXING RUNDOWNS AND REPAIRS)

2. **HAVE YOU BEEN GIVEN A WRONG WHY OR A WRONG INDICATION?**

(Do an L4BRB on the wrong Why or wrong indication.)

3. **HAS THE PURIFICATION RUNDOWN BEEN DONE OVER**

AN ARC BREAK?

A PROBLEM?

A WITHHOLD?

AN OVERT?

AN EVALUATION?

AN INVALIDATION?

SOME KIND OF PROTEST?

(Handle the out-rud or ruds to F/N.)



4. **HAVE YOU NOT BEEN EXERCISING?** _____
 (Handle as a withhold to F/N.)
 (Purif I/C to get him onto standard exercise per the Purif RD Series HCOBs.)
5. **HAVE YOU NOT REALLY BEEN DOING THE RUNDOWN?** _____
 (Handle as a withhold to F/N.)
 (Purif I/C to get pc doing the rundown standardly.)
6. **ON THE DAILY REPORTS:**
 HAS THERE BEEN OMITTED DATA? _____
 HAS THERE BEEN A FALSE REPORT? _____
 (Handle as a withhold to F/N.)
 (Purif I/C to get pc to write complete and accurate reports.)
7. **HAVE YOU NOT BEEN TAKING VITAMINS?** _____
 (Handle as a withhold to F/N.)
 (Purif I/C to ensure vitamins are taken. Also to ensure that vitamins are being taken with yogurt or after meals.)
8. **HAVE YOU NOT BEEN TAKING MINERALS?** _____
 (Handle as a withhold to F/N.)
 (Purif I/C to ensure minerals are taken.)
9. **HAVE YOU BEEN TAKING OIL AT THE SAME TIME AS VITAMINS OR MINERALS?** _____
 (2WC to F/N.)
 (Purif I/C to ensure oil is taken at a different time than vitamins and minerals.)
10. **HAVE YOU NOT BEEN TAKING THE OIL?** _____
 (Handle as a withhold to F/N.)
 (Purif I/C to ensure pc takes oil in proper recommended amounts.)
- 10A. **HAVE YOU NOT BEEN TAKING LECITHIN WITH THE OIL?** _____
 (Handle as a withhold to F/N.)
 (Purif I/C to ensure pc takes lecithin with the oil in proper recommended amounts.)
11. **HAVE YOU NOT BEEN TAKING CAL-MAG?** _____
 (Handle as a withhold to F/N.)
 (Purif I/C to ensure Cal-Mag is taken in proper recommended amounts daily.)



12. **FALSELY REPORTED MEDICAL HISTORY?** _____
 (Handle as a withhold to F/N. Get all specifics.)
 (A doctor may need to be consulted and a new medical approval may need to be obtained before pc continues the Purif RD.)
13. **HAVE YOU NOT REPORTED A PSYCHIATRIC HISTORY?** _____
SERIOUS PHYSICAL ILLNESS? _____
HISTORY OF INSTITUTIONALIZATION? _____
 (Handle as a withhold to F/N.)
 (C/S to handle in liaison with HCO, per HCOB 6 Dec. 76RB, Rev. 8.4.88, ILLEGAL PCs, ACCEPTANCE OF, HIGH CRIME BULLETIN.)
14. **HAVE YOU NOT REPORTED A HEART CONDITION?** _____
KIDNEY CONDITION? _____
 (Handle as a withhold to F/N.)
 (C/S, Purif I/C and Medical Liaison Officer to ensure pc is off the rundown until the condition has been attested as handled by a qualified medical doctor after a full and searching medical examination and a written okay given to continue the rundown, *or* until a modified program has been provided in writing by the medical doctor after such examination of the pc.)
15. **HAVE YOU NOT REPORTED SOME PHYSICAL CONDITION THAT MIGHT PREVENT YOU FROM DOING THE PURIFICATION RUNDOWN?** _____
 (Handle as a withhold to F/N.)
 (C/S, Purif I/C and Medical Liaison Officer to ensure pc has medical approval to continue the rundown, from a medical doctor who has been apprised of the condition.)
16. **HAVE YOU WITHHELD ANY MEDICAL DATA FROM THE PURIFICATION RUNDOWN I/C?** _____
 (Handle as a withhold to F/N.)
 (C/S, Purif I/C and Medical Liaison Officer to ensure that the pc's doctor is fully aware of the nature and extent of the condition and that any special instructions the doctor makes for the pc are being fully carried out.)
17. **HAVE YOU WITHHELD FROM THE DOCTOR ANY DATA GIVEN TO YOU BY THE PURIFICATION RUNDOWN I/C?** _____
 (Handle as a withhold to F/N.)
 (C/S, Purif I/C and Medical Liaison Officer to ensure that the pc's medical doctor is fully apprised of all data concerning the pc and the administration of Purification Rundown, and to ensure that the doctor's medical advices are fully carried out.)



18. **HAVE YOU BEEN TAKING UNNECESSARY OR OVERLONG BREAKS?** _____
(Handle as a withhold to F/N. Then clear up any Mis-U's on how the rundown is to be done.)
(Purif I/C to ensure pc is saunaing as recommended in Purif procedure HCOBs.)
19. **HAVE YOU BEEN SKIPPING DAYS ON THE PROGRAM?** _____
(Handle as a withhold to F/N.)
(Purif I/C to ensure pc has and keeps a standard schedule and is briefed on importance of this.)
20. **DOING THE PURIFICATION RUNDOWN FOR SOME OTHER REASON THAN YOU STATED?** _____
(Find out what his reason is and pull as a W/H, to F/N. Then handle any Mis-U on what the rundown is for, to F/N.)
(Handle as applicable per what is found.)
21. **ARE YOU CONNECTED TO SOMEONE WHO DOESN'T APPROVE OF YOU DOING THE PURIFICATION RUNDOWN?** _____
(2WC to F/N.)
(C/S to get the pc to the MAA/Ethics Officer for PTS handling and return to the RD when handling completed.)
22. **HAVE YOU BEEN DOING THE PURIFICATION RUNDOWN IN THE MIDDLE OF ANOTHER UNFLAT MAJOR CASE ACTION?** _____
(Indicate and 2WC E/S to F/N. Note what the unflat action is for the C/S.)
(C/S to handle per HCOB 28 Sept. 82, C/S Series 115, MIXING RUNDOWNS AND REPAIRS.)
23. **HAS THE PURIFICATION RUNDOWN GONE ON AND ON WITH LITTLE OR NO CHANGE?** _____
(2WC to F/N, getting full data for C/S.)
(C/S to program for handling per Purif HCOBs.)
24. **DOES YOUR DIET SEEM INCORRECT?** _____
(2WC to F/N.)
(Send to Purif I/C or Medical Liaison Officer to ensure that pc's diet and eating schedule are sorted out. Includes pc getting vegetables and other proper nutrition but without introducing a drastic change in the pc's diet.)

25. **WHILE ON THE RUNDOWN HAVE YOU MADE SOME DRASTIC CHANGE IN YOUR DIET?** _____
- (2WC to F/N.)
- (Send to Purif I/C or Medical Liaison Officer to ensure that pc's diet and eating schedule are sorted out. Includes ensuring pc is given full R-factor regarding no fad diets and that pc is getting vegetables and other proper nutrition.
- If indicated, handle any false or verbal data using False Data Stripping per HCOB 7 Aug. 79, FALSE DATA STRIPPING and/or the Verbal Tech Checklist per HCOB 9 Feb. 79R, Rev. 23.8.84, KSW Series 23R, HOW TO DEFEAT VERBAL TECH CHECKLIST.)
26. **HAS SOMEONE BEEN TRYING TO GET YOU TO GO ONTO A SPECIAL DIET?** _____
- (2WC to F/N. Get who and report to HCO.)
- (Handle any false or verbal data using False Data Stripping per HCOB 7 Aug. 79, FALSE DATA STRIPPING and/or the Verbal Tech Checklist per HCOB 9 Feb. 79R, Rev. 23.8.84, KSW Series 23R, HOW TO DEFEAT VERBAL TECH CHECKLIST.)
27. **DO YOU FEEL YOUR NIACIN DOSAGE HAS BEEN INCREASED TOO SLOWLY?** _____
- (2WC to F/N.)
- (C/S and Purif I/C to get pc onto proper niacin gradient, as recommended.)
28. **DO YOU FEEL YOUR NIACIN DOSAGE HAS BEEN INCREASED TOO QUICKLY?** _____
- (2WC to F/N.)
- (C/S and Purif I/C to get pc back onto the proper niacin gradient, starting with the earliest unflat point of niacin reaction as shown by folder study, and ensure pc is progressing on proper gradient of increase, as recommended.)
29. **ARE YOU HAVING DIFFICULTY TAKING THE OIL?** _____
- LECITHIN?** _____
- VITAMINS?** _____
- MINERALS?** _____
- CAL-MAG?** _____
- (2WC to F/N.)
- (C/S to ensure Purif I/C and Medical Liaison Officer handle so that pc can more comfortably take these.)
30. **DOES THE AMOUNT OF OIL YOU'RE TAKING SEEM TO BE INCORRECT?** _____
- (2WC to F/N.)
- (Purif I/C and Medical Liaison Officer to handle so pc is getting the right amount of oil, as recommended.)



- 30A. **IS YOUR BODY NOT EXCHANGING THE BAD FAT FOR THE OIL?** _____
(2WC to F/N.)
(Purif I/C and Medical Liaison Officer to handle so pc is taking the oil [with lecithin] in correct amounts, as recommended, and, if needed, evening primrose oil.)
31. **DOES THE OIL APPEAR TO BE RANCID OR NOT TASTE RIGHT?** _____
(2WC to F/N.)
(Purif I/C and Medical Liaison Officer to ensure the oil is fresh, not rancid, and is kept properly refrigerated.)
32. **TOO LITTLE CAL-MAG?** _____
(2WC to F/N.)
(Purif I/C to ensure pc takes proper amount of Cal-Mag daily, as recommended.)
33. **TOO MUCH CAL-MAG?** _____
(2WC to F/N.)
(Purif I/C to ensure pc takes proper amount of Cal-Mag daily, as recommended.)
34. **DOES THE CAL-MAG NOT TASTE RIGHT?** _____
(2WC to F/N.)
(Purif I/C and Medical Liaison Officer to ensure that Cal-Mag is fresh and being made correctly.)
35. **DO YOU FEEL THERE IS SOME VITAMIN OR MINERAL DEFICIENCY?** _____
(2WC to F/N, noting down what it is.)
(A medical doctor may need to be consulted to get the deficiency or deficiencies located and handled.)
36. **DO YOU FEEL THERE IS SOME VITAMIN OR MINERAL IMBALANCE?** _____
(2WC to F/N, noting down what it is.)
(A medical doctor may need to be consulted to get the imbalance located and handled.)
37. **HAVE YOU BEEN ON MEDICATION WHILE ON THE PURIFICATION RUNDOWN?** _____
(2WC to F/N.)
(C/S to have pc sent to a doctor who is informed on the Purif RD, to determine if pc can be taken off the medication. If so, pc to continue the Purif without the medication under close C/S and Medical Liaison Officer supervision. If not, C/S to determine the feasibility of pc continuing the Purif while on medication, based on the existing circumstances and medical advice.)

47. **ON THE PURIFICATION RUNDOWN HAVE YOU OFTEN BEEN PHYSICALLY TIRED?** _____
 (2WC to F/N.)
 (Purif I/C to ensure that pc is getting sufficient sleep. Also note for Purif I/C and Medical Liaison Officer to check for salt, potassium, vitamin or mineral deficiency and get it handled as needed, in liaison with the C/S and per any recommendation from the medical doctor.)
48. **ON THE PURIFICATION RUNDOWN HAVE YOU BEEN PHYSICALLY ILL?** _____
 (2WC to F/N.)
 (C/S to see that pc is reexamined by a medical doctor who is informed on the Purif RD, and that the pc receives any needed medical treatment in addition to assists *and* PTS handling before continuing the Purif. Purif may need to be resumed on a milder gradient, per medical advice. Or if, based on medical exam and folder study, the condition is one turned on on the Purif and needs to be run through, pc is C/Sed to continue Purif to completion, with medical okay.)
49. **HAVE YOU NOT SPENT ENOUGH TIME ON THE PROGRAM EACH DAY?** _____
 (2WC to F/N.)
 (Purif I/C to ensure pc gets onto the proper daily recommended schedule.)
50. **WHILE ON THE PURIFICATION RUNDOWN HAVE YOU BEEN RECEIVING SOME OTHER SORT OF TREATMENT?** _____
 (2WC to F/N, noting full data for the C/S.)
 (Handle as needed per Purif HCOBs and HCOBs on mixing practices. If applicable, handle per #48 above.)
51. **HAVE YOU BEEN MIXING THE PURIFICATION RUNDOWN WITH SOME OTHER PRACTICE?** _____
 (2WC to F/N, noting full data for the C/S.)
 (Handle per Purif HCOBs and HCOBs on mixing practices.)
52. **HAVE THE RECOMMENDED INSTRUCTIONS FOR DOING THE PURIFICATION RUNDOWN NOT BEEN FOLLOWED?** _____
 (2WC to F/N, noting full data for the C/S.)
 (Purif I/C to ensure pc is following all aspects of the recommended regimen standardly.)
53. **HAVE YOU BEEN ADDING SOMETHING TO THE RUNDOWN THAT IS NOT COVERED IN THE RECOMMENDATIONS?** _____
 (2WC to F/N, noting full data for the C/S.)
 (Purif I/C to ensure pc is following all aspects of the recommended regimen standardly.)



54. **IS THERE SOMETHING ABOUT THE PURIFICATION RUNDOWN YOU'VE DISAGREED WITH?** _____
 (Find the Mis-Us and clear them to F/N.)
 (If indicated, handle any false or verbal data with False Data Stripping and/or the Verbal Tech Checklist.)
55. **WAS THERE A WORD OR SYMBOL IN THE PURIFICATION RUNDOWN MATERIALS THAT YOU DIDN'T FULLY UNDERSTAND?** _____
 (Find the Mis-Us and clear them to F/N.)
56. **ON THE PURIFICATION RUNDOWN, HAVE YOU NOT HAD A TWIN?** _____
 (2WC to F/N.)
 (Ensure Purif I/C assigns pc a twin and that pc *is* doing the Purif with his twin.)
57. **ON THE PURIFICATION RUNDOWN, HAVE YOU NOT BEEN USING THE *PURIFICATION RUNDOWN DELIVERY MANUAL*?** _____
 (2WC to F/N.)
 (Purif I/C to ensure pc has his own copy of the *Purification Rundown Delivery Manual* and is using it daily.)
- 57A. **HAS THE PURIFICATION RUNDOWN BEEN ADMINISTERED DIFFERENTLY THAN AS STATED IN THE *PURIFICATION RUNDOWN DELIVERY MANUAL*?** _____
 (2WC to F/N, noting full data for the C/S.)
 (Purif I/C to ensure pc is following all aspects of the recommended regimen standardly. C/S to handle anyone involved with misadministration of the rundown with ethics and cramming as needed.)
58. **ON THE PURIFICATION RUNDOWN, HAS THERE BEEN**
VERBAL DATA? _____
CASE DISCUSSION? _____
 (2WC to F/N. If verbal data, get what it was and get the correct reference for the pc. If case discussion, get who was involved and note for Purif I/C handling.)
 (Purif I/C to ensure pc and any other terminals involved are handled, as needed, per C/S Series 29R, CASE ACTIONS, OFF-LINE. Also, handle any false or verbal data with False Data Stripping and/or Verbal Tech Checklist.)
59. **HAS SOMEONE BEEN TELLING YOU TO DO THE PURIFICATION RUNDOWN DIFFERENTLY THAN AS STATED IN THE MATERIALS?** _____
 (2WC to F/N. Get who and report to HCO.)
 (Handle any false or verbal data with False Data Stripping and/or the Verbal Tech Checklist. C/S to handle the other person[s] with ethics and cramming as needed.)



60. **HAS SOMEONE BEEN TELLING YOU WHAT TO THINK ABOUT YOUR REACTIONS?** _____
 (Get off the eval E/S to F/N. Get who and report to HCO.)
 (Handle any false or verbal data with False Data Stripping and/or the Verbal Tech Checklist.)
61. **HAVE YOU BEEN COMPARING YOUR REACTIONS TO ANOTHER'S?** _____
 (2WC to F/N.)
 (Handle any false or verbal data with False Data Stripping and/or the Verbal Tech Checklist.)
62. **IS THE PURIFICATION RUNDOWN INCOMPLETE?** _____
 (Indicate it. 2WC to F/N.)
 (Pc to be C/Sed to complete the rundown, based on folder study.)
63. **HAS THE PURIFICATION RUNDOWN BEEN OVERRUN?** _____
 (Do not indicate it. Get what the pc has to say on it, using 2WC to F/N. Then acknowledge and get the data to the C/S.)
 (Folder study and handle per Purif RD Series HCOBs.)
64. **UNACKNOWLEDGED WIN?** _____
 (Have pc tell you about the win and rehab to F/N.)
65. **HAS THERE BEEN SOMETHING YOU HAVEN'T UNDERSTOOD ABOUT THE END PHENOMENA OF THE RUNDOWN?** _____
 (Clear up any Mis-Us to F/N.)
66. **LOOKING FOR SOME RESULT BEYOND THE END PHENOMENA OF THE RUNDOWN AS GIVEN IN THE MATERIALS?** _____
 (2WC to F/N. Then sort it out using Purif HCOBs, noting full data for the C/S.)
 (Handle, as needed, per Purif RD Series HCOBs, and False Data Stripping if needed.)
67. **SOMETHING ELSE WRONG?** _____
 (Find out what and handle if you can or end off and get the data to the C/S.)
 (Handle, as needed, per Purif RD Series and C/S Series HCOBs.)
68. **NOTHING WRONG IN THE FIRST PLACE?** _____
 (Indicate it. 2WC to F/N.)
 (C/S to return pc to the rundown.)



Note: The data given herein cannot be construed as a recommendation of medical treatment or medication. It is released here as a record of researches and results noted, and the Purification Rundown and/or its correction are undertaken or delivered by any person on his own responsibility.

L. RON HUBBARD
Founder

Revision assisted by
LRH Technical Research
and Compilations

Remimeo
C/Ses
Qual/Tech
Auditors
Cramming Officers
Supervisors

C/S Series 109RA
Purification Rundown Series 11

**CONDITIONAL STEP AFTER
THE PURIFICATION RUNDOWN**

Refs:

HCOB 6 Feb. 78RC	Purif RD Series 1
Rev. 31.7.85	THE PURIFICATION RUNDOWN REPLACES THE SWEAT PROGRAM
HCOB 16 Oct. 78	REPAIR CORRECTION LIST
HCOB 24 Nov. 73RF I	C/S Series 53RM LF
Rev. 26.7.86	HI-LO TA ASSESSMENT C/S
HCOB 24 Nov. 73RE II	C/S Series 53RM SF
Rev. 26.7.86	SHORT HI-LO TA ASSESSMENT C/S
HCOB 2 June 78RB	CRAMMING REPAIR ASSESSMENT LIST
Rev. 31.3.82	

Deposits of drugs and biochemical substances in the body can prevent or inhibit case gain. They can also impede learning. The Purification Rundown is now a very early step on the Grade Chart so that a person can get the most possible gains from his later auditing.

Where a person has had case actions, repair, cramming or hatting *before* doing the Purification Rundown, he may not have benefited from these actions to the extent he could have, due to the effects of unhandled drugs. A person who has had extensive repair, little gain on auditing actions or trouble in cramming or hatting before doing the Purification Rundown may need a sort-out on those previous actions once the Purification Rundown is complete so that any errors can be handled. (The majority of such preclears would be drug cases who received auditing or cramming actions before the release of the Purification Rundown in early 1980.)

In such a case it may be necessary to:

1. CORRECT ANY FAILED AUDITING REPAIR HE WAS GIVEN BEFORE THE PURIFICATION RUNDOWN.
2. REPAIR AND COMPLETE ANY FAILED AUDITING PROCESS HE WAS GIVEN BEFORE THE PURIFICATION RUNDOWN.
3. REPAIR ANY FAILED CRAMMING, CORRECTION OR ESTO ACTIONS HE WAS GIVEN BEFORE OR DURING THE PURIFICATION RUNDOWN.

These steps are *not* necessarily done in the sequence laid out above, and they are not actions that would be done on every pc. Not every pc will need them. However, they are steps that should be considered by the C/S in programming a pc who has had auditing or cramming prior to doing the Purification Rundown.

Any needed repair should be programmed standardly per the C/S Series HCOBs, in particular the following:

HCOB 10 June 71 I	C/S Series 44R PROGRAMING FROM PREPARED LISTS
HCOB 24 Nov. 73RE II Rev. 26.7.86	C/S Series 53RM SF SHORT HI-LO TA ASSESSMENT C/S
HCOB 15 Sept. 71	C/S Series 60 THE WORST TANGLE
HCOB 20 Apr. 72 II	C/S Series 78 PRODUCT PURPOSE AND WHY AND W/C ERROR CORRECTION
HCOB 28 Sept. 82	C/S Series 115 MIXING RUNDOWNS AND REPAIRS

L. RON HUBBARD
Founder

Revision assisted by
LRH Technical Research
and Compilations



HUBBARD COMMUNICATIONS OFFICE
Saint Hill Manor, East Grinstead, Sussex

HCO BULLETIN OF 11 FEBRUARY 1980R
REVISED 18 OCTOBER 1986

Remimeo
All Registrars
All Case Supervisors
All Ds of P
All Auditors
All Ethics Officers
Dept of Special Affairs

(Also issued as HCO PL
11 Feb. 80R, same title)

Purification Rundown Series 12

**ILLEGAL PCs, ACCEPTANCE OF
ADDITION REGARDING PURIFICATION RUNDOWN**

Refs:

HCOB/PL 6 Dec. 76RB
Rev. 8.4.88
HCOB 6 Feb. 78RC
Rev. 31.7.85

ILLEGAL PCS, ACCEPTANCE OF
HIGH CRIME BULLETIN
Purif RD Series 1
THE PURIFICATION RUNDOWN
REPLACES THE SWEAT PROGRAM

The Church policy concerning illegal pcs, HCOB/PL 6 Dec. 76RB, ILLEGAL PCs, ACCEPTANCE OF, HIGH CRIME BULLETIN, applies to the Purification Rundown just as it does to all processing services.

While cases who have been damaged by psychiatry could possibly benefit from the Purification Rundown, it would have to be administered under clinical conditions and medical supervision and at the signed responsibility of those responsible for the case. Such cases could not be included in the general normal run of persons undergoing the Purification Rundown.

L. RON HUBBARD
Founder

Revision assisted by
LRH Technical Research
and Compilations



Remimeo
Purif RD
I/Cs
C/Ses
MLOs
Preclears
Tech/Qual

Purification Rundown Series 13

THE PURIFICATION RUNDOWN AND RADIATION

Refs:

Book: *All About Radiation*

HCOB 3 Jan. 80RA	Purif RD Series 3
Rev. 8.8.83	PURIFICATION RUNDOWN AND ATOMIC WAR
HCOB 3 Jan. 84 III	Purif RD Series 7
	RADIATION AND LIQUIDS
HCOB 27 Mar. 90 II	Purif RD Series 14
	THE PURIFICATION RUNDOWN: A LONG- RANGE DETOXIFICATION PROGRAM

(This data is released as a record of researches and results noted. It cannot be construed as a recommendation of medical treatment or medication. The Purification Rundown is undertaken or delivered by anyone on his own responsibility.)

An additional aspect concerning the exudation of radiation from a body has been discovered which may have a bearing on the Purification Rundown. Research findings have shown that *heat* is a very very vital factor in handling the effects of radiation. Because quantities of niacin are taken and because of the heat of the sauna, it is possible that the Purification Rundown runs out a certain amount—possibly not all—of the accumulated radiation in people.

It is not intended to raise the temperature of the body drastically high on the Purification Rundown. However, introducing an additional few degrees to the body as in the Purif possibly brings about the shedding of radiation to some degree from a temperature point of view.

This phenomenon has been observed in persons with skin cancer who have undertaken the Purification Rundown. According to texts on the subject, skin cancer is usually caused by over-exposure to radiation in the form of sunlight. Reports from medical doctors who have supervised persons undergoing the Purif show that certain cases of skin cancer and related skin conditions made visible improvements during the rundown.

Niacin plus heat will get rid of *some* radiation residues, and it could be these which make a being and body feel dead tired and inactive and *stupid*.

Therefore, the Purification Rundown is not only for drugs. It is also a *possible* assist on getting rid of radiation residues dominant on a planet (such as Earth) with a yellow dwarf sun.

A body is full of them from many sources—x-rays, sun, etc.

A being out of a body in pure fire gets rid of them *fast*.

In fact, people whose bodies aren't cremated when they die could get stuck in by reason of residual radiation.

This discovery—that moderate heat apparently assists in the discharge of radiation from a body—may explain why persons who have had heavy exposures to radiation have reported such remarkable wins and results when they do a standard Purification Rundown.

L. RON HUBBARD
Founder

Compilation assisted by
LRH Technical Research
and Compilations

BPI
Remimeo
Purif RD
I/Cs
C/Ses
MLOs
Preclears
Tech/Qual

Purification Rundown Series 14

**THE PURIFICATION RUNDOWN:
A LONG-RANGE DETOXIFICATION PROGRAM**

Refs:

HCOB	6 Feb.	78RD	Purif RD Series 1R
	Rev.	27.3.90	THE PURIFICATION RUNDOWN REPLACES THE SWEAT PROGRAM
HCOB	3 Jan.	80RA	Purif RD Series 3
	Rev.	8.8.83	PURIFICATION RUNDOWN AND ATOMIC WAR
HCOB	3 Jan.	84 III	Purif RD Series 7
			RADIATION AND LIQUIDS
HCOB	10 Mar.	84 II	Purif RD Series 8
			OILS CAN GO RANCID

“Toxic substance” is a term which has been used to describe drugs, chemicals, or any substance shown to be poisonous or harmful to an organism. The word “toxic” comes from the Greek word “toxikon” which originally meant a poison in which arrows were dipped.

The human body is made up of certain exact chemicals and chemical compounds, and complex chemical processes go on continuously within it. Some substances, such as nutrients, air and water, are vital to the continuation of these processes and for maintaining the body’s health. Some substances are relatively neutral when entered into the body, causing neither benefit nor damage. *Toxic* substances are those which upset the body’s normal chemical balance or interfere with its chemical processes. Some of them can wreak havoc, blocking or perverting vital body functions and making the body ill or even uninhabitable for a being.

“Detoxification” would be the action of removing a poison or a poisonous effect from something (such as from one’s body).

There has been an enormous volume of material written on the subject of toxic substances, their reported effects and the prospects for their handling. Examples abound in publications and news reports.

Let’s look this horse squarely in the face. This society, at this time, is riddled with toxic substances. According to studies, some of the things that are put in a can of peas or a can of soup are, let’s face it, toxic. They are preservatives and the action of a preservative is to impede decay. Yet digestion and cellular action are based on decay. In other words, those things might be great for the manufacturer as they preserve his product, *but* they could be very bad for the consumer.

It is not that I am on a food fadism kick or a kick against preservatives; the point I am making is that man is surrounded by toxins. This one example alone (preservatives in foods) is an indicator of the degree of toxic substances in modern society.

Here are some other examples of toxic substances that researchers report are finding their way into the bodies of this planet's inhabitants:

Industrial Chemicals: Under this heading exists a vast array of chemicals that are used in manufacturing. Not all such chemicals are toxic, of course. But workers in factories which produce or use such things as pesticides, petroleum products, plastics, detergents and cleaning chemicals, solvents, plated metals, preservatives, drugs, asbestos products, fertilizers, some cosmetics, perfumes, paints, dyes, electrical equipment, or any radioactive materials can be exposed, often for extended periods, to toxic materials. And of course, the consumer can be exposed to residual amounts of such chemicals when he uses these products.

Agricultural Chemicals: Pesticides are the most obvious of the toxic substances to which workers in agricultural activities could be exposed. These include insecticides (insect-killing chemicals), herbicides (chemicals to kill unwanted plants such as weeds) and man-made fertilizers.

Under the heading of herbicides come several which contain a substance known as "dioxin," known to be a highly toxic chemical, even in amounts almost too small to detect in the body. (Dioxin is found in "Agent Orange," a chemical defoliant used in the Vietnam War. This chemical was the subject of considerable publicity when it was found that some US soldiers were exposed to it, apparently with varying adverse effects.)

Contact with chemicals used in agriculture can occur in a number of ways: The chemical can be carried on or in the plant itself and so eaten; it can be carried on the wind and be breathed in directly by those living or working in agricultural areas; or it can even be carried into drinking water supplies.

Food, Food Additives and Preservatives: There are substances added to some commercially processed foods that are meant to "enhance" color or flavor or, as mentioned above, to keep the food from spoiling. Also becoming more common are various artificial sweeteners used in "diet" soft drinks and other commercially packaged foods. From research on these "enhancers" and "sweeteners" and "preservers" it appears that a number of them are quite toxic, and the whole subject of food additives and preservatives has become a matter of concern to many people.

There is another side to this matter of food. Research findings point to the possibility that rancid oils are a health hazard of a magnitude not previously suspected. Oils used in cooking or commercial processing of foods, where they are not fresh, pure and free of rancidity, have been linked by researchers with digestive and muscular ills, and even cancer. (Ref: HCOB 10 Mar. 84 II, OILS CAN GO RANCID)

Perfumes and Fragrances: Use of perfumes and fragrances in all sorts of products has become more and more prevalent in recent years. Everything from clothing to laundry detergent, from cellophane tape to wrapping paper is turning

up with FRAGRANCE added to it. And that fragrance is almost always a cheap chemical derivative, an extract of coal tar which probably costs about ten cents a fifty-gallon drum. Findings seem to bear out that these chemicals, floating about in the local supermarket as “fragrances,” are actually toxic *and* can end up in the food products sold there. And when you get a mouthful of this stuff it is no aid to digestion, believe me!

Radiation: You’ve no doubt seen in news publications that contact with radiation can occur through exposure to nuclear weapons tests or the radioactive particles they can release into the atmosphere, nuclear wastes, or to some manufacturing processes which use radioactive materials. There are other sources of radiation exposure, too: prolonged exposure to the sun, dental and medical x-rays, television sets and unshielded computer display screens are among them.

Recent research has been done into a naturally occurring radioactive gas known as radon. It is a product of the decay of another radioactive element, radium, which has been found to be present in minute amounts in the ground and in many building materials such as concrete, brick and gravel. Apparently, tiny amounts of radon gas can escape from the surfaces of such materials and thus be present in the air and inhaled. If ventilation is not provided for, the radon content of the air in a building can reportedly reach 50 to 100 times the level found outdoors.

Drugs: Drug use has, since the 1960s, become increasingly widespread throughout much of the world. This includes not only “street” drugs such as marijuana, heroin, cocaine and the psychiatrist’s favorite, LSD, but also medical drugs and common “remedies” like cough syrups and headache pills. The potential harmful effects of such chemicals has been the subject of extensive research and documentation.

THEORY OF THE PURIFICATION RUNDOWN

Any of these substances reportedly has the potential of remaining in the system. The most likely place for a toxic substance to lock up is in the fatty tissue. It has been said that in middle age and past middle age, a body’s ability to break down fat lessens. So here we have, apparently, a situation of beings who have toxic substances locked up in their body’s fatty tissue and the fatty tissue is not actually getting broken down, and so such toxic substances could accumulate.

Fortunately, we have the Purification Rundown.

The Purification Rundown could be called a “long-range detoxification program.” While it is addressed primarily to the handling of drug residues lodged in the body, it is possible that there are many toxic substances which the body accumulates which the rundown may accelerate getting rid of.

And in a society as pervaded with toxic materials as this one has become, handling accumulations of such materials is a point of great interest.

L. RON HUBBARD
Founder

Compilation assisted by
LRH Technical Research
and Compilations



HUBBARD COMMUNICATIONS OFFICE
Saint Hill Manor, East Grinstead, Sussex

HCO BULLETIN OF 28 MARCH 1990

Remimeo
Purif RD
I/Cs
C/Ses
MLOs
Preclears
Tech/Qual

Purification Rundown Series 15

THE ROLE OF OIL ON THE PURIFICATION RUNDOWN

Refs:

HCOB 6 Feb. 78RD	Purif RD Series 1R
Rev. 27.3.90	THE PURIFICATION RUNDOWN REPLACES THE SWEAT PROGRAM
HCOB 21 May 80	Purif RD Series 5 PURIFICATION RUNDOWN CASE DATA
HCOB 10 Mar. 84 II	Purif RD Series 8 OILS CAN GO RANCID

(This data is released as a record of researches and results noted. It cannot be construed as a recommendation of medical treatment or medication and it is undertaken by anyone on his own responsibility.)

As covered in the earlier HCOBs on the Purification Rundown, a specific type of oil is given to persons on the rundown in order to replace the fat that gets sweated off. Without oil to replace the fat, the body would become "fat hungry" and might not release tissue fat.

Toxic substances have the potential of remaining in the system. The most likely place for a toxin to lock up in the system is in the fatty tissue. The idea then is to exchange the fatty tissues which hold accumulations of toxins, with the oil that is given on the rundown.

Oil intake on the Purif in sufficient amounts is therefore a necessity in order to achieve the expected results from the rundown.

TAKING THE OIL

Some persons on the Purif occasionally had trouble swallowing the oil when taken by itself and this usually had to do with the texture of the oil itself, rather than the taste of it. One must first ensure that the oil has been kept refrigerated and has not gone rancid so that that can be ruled out as a factor. Otherwise there have been a number of solutions to taking the oil. Some people take it by putting it on a salad and then eating it; some mix the oil with orange juice or tomato juice; others have mixed it with yogurt, and these methods reportedly work fine. However, eating food that has been cooked in the All Blend oil cannot be substituted as one's ration of oil for the day.

Taking the oil does have a tendency to coat the stomach and intestinal walls for a certain period, which can prevent the full assimilation of other nutrients,



especially water soluble vitamins. It is therefore important to take the oil at a different time of day than when one takes the water soluble vitamins used on the Purif. One doctor has suggested that it is probably best taken before going to bed or at least at a different mealtime than when the vitamins and minerals are taken.

The optimum quantity of oil to take on the Purif is fully covered in HCOB 6 Feb. 78RD, Purif RD Series 1R, THE PURIFICATION RUNDOWN REPLACES THE SWEAT PROGRAM, and HCOB 21 May 80, Purif RD Series 5, PURIFICATION RUNDOWN CASE DATA.

THE FOUR OILS

The types of oil to be used on the Purification Rundown must include soy, safflower, walnut and peanut oil. These four types of oil come in a single oil called "All Blend" oil as sold in some supermarkets and health food stores in the US. If All Blend oil cannot be obtained, one could blend it from these four oils in the proper amounts, or find an adequate substitute. Any oil used on the Purif however, must be cold-pressed and polyunsaturated and the oil must be kept refrigerated so that it does not go rancid.

LECITHIN

The oils used on the Purification Rundown must include lecithin. Lecithin is a fatty substance found in plant and animal tissue and is chiefly obtained from egg yolk, soybeans and corn. According to noted nutritionist Adelle Davis, it appears to be a homogenizing agent capable of breaking fat and probably cholesterol into tiny particles which can pass readily into the tissues.

Lecithin should be taken on the Purification Rundown along with the All Blend oil and is obtainable from most health food stores in a granulated form. The amount of lecithin to be taken while on the Purif has been estimated to be between one to two tablespoons per day depending on how much oil the person is taking. In its granulated form it can be mixed with other food such as milk, yogurt or juice.

EVENING PRIMROSE OIL

"Evening primrose oil" is the oily extract from the crushed seeds of the evening primrose plant. According to researchers it purportedly handles various food allergies and furnishes a substance which seems to help break down dietary fat and fatty tissue. It is available in many health food stores in capsule form.

According to some authorities, a body's ability to break down fat decreases in middle age and past middle age. So it appears that we have a situation of beings who have toxins locked up in their fatty tissue and who are not able to break down fatty tissue and so the toxins multiply. Apparently the Purification Rundown has the potential of facilitating getting rid of these toxins.

Pilots which were done using evening primrose oil on the Purification Rundown have shown that it appears to benefit persons with a history of an inability to metabolize fat (as evidenced by a lack of weight loss when moderately dieting), and persons with heavy drug or alcohol histories. Persons on these pilots



were given six capsules (500 mg each) of evening primrose oil per day—three capsules twice a day with meals—in addition to the usual amounts of All Blend oil.

Occasionally persons with a history of an inability to metabolize fat would seem to do better if the amount of evening primrose oil was increased to nine or twelve capsules per day and the All Blend oil was reduced one tablespoon than what would be a normal dose for that person.

One medical doctor reported that evening primrose oil seemed to assist persons on the Purif who had trouble metabolizing the All Blend oil. Although nearly every person this doctor tended on the Purif RD had no difficulties with taking All Blend oil, he very occasionally encountered a case who was not able to metabolize it. When given six capsules of evening primrose oil per day along with the All Blend oil, he found that in just a few days the person would usually be able to handle the oil.

SUMMARY

The intake of oil, along with vitamins and minerals, is an essential part of the Purif and the rundown simply cannot be delivered successfully without it.

Evening primrose oil is not mandatory for all persons on the Purification Rundown, but pilots have shown that it does appear to have some efficacy with persons who have a history of an inability to metabolize fat, persons with heavy drug histories, or in the rare instance of someone who has difficulty metabolizing All Blend oil.

This data is given here mainly for information to those supervising Purification Rundowns. The Purification Rundown I/C and C/S should ensure that those persons on the rundown do get oil (with lecithin) in adequate amounts as part of the daily regimen of this rundown.

L. RON HUBBARD
Founder

Compilation assisted by
LRH Technical Research
and Compilations



THE HAPPINESS RUNDOWN SERIES

Happiness Rundown Series 1RA

THE HAPPINESS RUNDOWN

This rundown is based on the booklet *The Way to Happiness*.

It has been successfully piloted and now is generally released to orgs and missions.

The booklet is distributed on general public lines. It is not a Church publication as it is not religious. The Church has its own creed and codes.

A minister or pastoral counselor can, however, counsel on any subject and that the Church sells a rundown based on the booklet does not make the booklet religious.

THE WAY TO HAPPINESS

Factually, the world has gotten itself a lot of new violence potential without also getting a campaign for higher morality. Such an imbalance is catastrophic. The police, banks, merchants, insurance people are all in real trouble through the decline of morality.

The Kentucky school board, right now, is faced with no morals being taught in their schools. They already have a crime problem if their schools are like anyone else's.

Materialism and mechanism (these are philosophic schools) are on a rampage. The biologists, psychs, evolutionists are pushing them to the limit. These are blown up by the simple question, "Your data may be quite correct but you have no proof that there is not something *else* that uses all this." Their position is untenable philosophically. Using materialism, the psychs and biologists and so on are edging the churches out and factually are creating a dangerous social situation. At a time when man can wield unlimited force, he has no moral codes or restraints.

There factually is no moral code today. The Christian one was nice. But if you read the Ten Commandments, they are designed for people several thousand years ago.

There have not been any codes of morals based on common sense. They are handed down from heaven, even in China. The psychs use this to get an inside track. The US government—and possibly some others—cannot finance religion,

per the First Amendment. This means they cannot allow children to be taught morals, and cannot permit any power to churches. The psychs love that. They are antireligious. They teach that one succumbs to temptation, that morals are inbred by paralleling the history of the race and when a child gets old enough his inbred nerves go moral. This is pure claptrap, but that happens to be their belief. This means that crime will worsen, the psychs will ride higher and higher.

Philosophers (not religious ones) over the world in various times and places have noted these qualities of morality so don't get the idea this is all derived from China. Confucius, for instance, was mainly interested in reforming the government, not the individual.

In all times and all places, the morals contained in this book have appeared amongst tribes and races.

What they lacked—in China, in the Near East, in Europe—was some basic principle which made the picture clear. When I isolated the common denominator, the dynamic principle of existence, I had such a factor. I never before applied it to straightening out ideas on the subject of morality. But the precepts contained in this book are not just culled here and there and put together. I worked them out newly with due attention to what had gone on before in man's history. His moral codes are woefully inadequate to deal with modern life. This one will.

There is another point. Nobody could ever possibly have kept any of the old moral codes. Old Mo-Tzu's code only lasted a few hundred years until people finally decided you couldn't keep it—too severe—and they even forgot it ever existed after about the first century B.C. and only found it again this century. There have been novels and plays about someone trying to live the life of Christ and the hero always winds up in a mess, the lesson being that His teachings couldn't be followed.

The booklet *The Way to Happiness* contains a nonreligious moral code based on common sense. It may be the first such code.

THE HAPPINESS RUNDOWN

Essentially, what the booklet does is give people stable data which holds off confusions. For people will be found to be quite confused on this subject.

This new moral code is different in that it can be kept. It consists of 21 major rules or precepts and about 15 subrules making a total of about 36 in all. In number 20 there are about 20 additional items. In all, the rundown, then, would be handling about 56 separate concepts on the subject of morality, plus morality itself. There are 10 basic steps for each concept: There are therefore over 500 questions or actions. This gives one some idea of the length of the rundown.

The object of the rundown is to clear up any confusions on the subject of morals, any and all transgressions against these specific morals, to slide the person out of the valence of any immoral person and obtain an EP of a realization that one really is on the Way to Happiness.



As these precepts and booklet do contain, in fact, the major principles of morality as they apply to modern life, and as it is a fact that tragedy and unhappiness occur when the points are violated, the rundown can steer the person in a direction where he is certain he can live a happier life. So the rundown has been quite successful. It is quite a tour de force, really, to assemble the essentials into a modern moral code. And because these are somewhat universal, they will be found to have a lot of charge on them as they *were* the points where one went off the rails.

The rundown itself picks up specific confusions, transgressions and valence closures. It can get rid of a lot of shame, blame and regret. A person should feel pretty clean and sparky after it. The potential is there.

DELIVERY

The Happiness Rundown may be delivered in missions and orgs which have:

- a. At least one Class IV Auditor who is also a graduate of the HRD Auditor Course and who has received his Qual Okay to Audit the Happiness Rundown.
- b. A Class IV C/S who is a graduate of the HRD Auditor Course and who has received his Qual Okay to Audit the Happiness Rundown. Additionally, he must have passed a high-crime checkout on HCOB 21 Jan. 84RA II, HRD Series 6RA, C/Sing THE HAPPINESS RUNDOWN.

Orgs which meet the above two qualifications may also deliver HRD auditor training.

Pre-OTs who wish to receive the Happiness Rundown must go to an AO or the FSO, where delivery personnel are available to service them.

People could have their grades before or after the Happiness Rundown. It has no engram running and could be run anywhere on the chart before Clear or after any completed level above OT III. The rundown should not be delivered between Dianetic Clear and OT III or between the start of New OT V and completion of New OT VIII, unless the person is stalled or moving slowly up the Bridge. In such cases the Happiness Rundown may be included as part of a program to get the person unstalled and moving again. (Ref: HCOB 27 Mar. 84, C/S Series 119, STALLED DIANETIC CLEAR: SOLVED)

The booklet itself is running on through the society, and feeding back pcs to the org even if the rundown is not religious. As I have said, a pastor can counsel anything.

Good luck with this RD.

L. RON HUBBARD
Founder

Revision assisted by
LRH Technical Research
and Compilations



Remimeo
HRD Checksheets
HRD Auditors
HRD C/Ses
Qual

Happiness Rundown Series 2

HAPPINESS RUNDOWN BASICS

As the booklet *The Way to Happiness* and its precepts do contain, in fact, the major principles of morality as they apply to modern life, and as it is a fact that tragedy and unhappiness occur when the points are violated, the Happiness Rundown steers the person in a direction where he is certain he can live a happier life.

The rundown has proven quite successful. It is quite a tour de force, really, to assemble the essentials into a modern moral code. And because these are somewhat universal, they will be found to have a lot of charge on them as they were the points where one went off the rails.

AUDITING METHODS

There are two different approaches to auditing the HRD. One is by assessment of the precepts from the booklet *The Way to Happiness* and then taking up what is assessed. The other approach is simply to go straight forward from square one and proceed step by step through the booklet.

The straightforward method is used in the normal course of auditing a pc through the rundown. The assessment method has proven to be most useful in repair of a bugged HRD, where a charged precept or precepts need to be located for handling.

The full tech of the procedure and use of these two methods is given in HCOB 18 Jan. 84, HRD Series 3, HOW TO AUDIT THE HRD.

BASIC PROCEDURE

The basic steps of the HRD procedure follow:

- A. Clean up the word "moral." Get it defined. Get off any false data on it, if there. Two-way comm it and get it to F/N.
- B. Take up each numbered section of the booklet from precept number 1 forward, in sequence, and do the following steps:
 1. Read the precept (done by pc).
 2. Clean up any Mis-U word in it.
 3. Pc reads the section.

4. Clear up any Mis-U word in the section.
5. Look for and clear up any false data the pc may have for that precept.
6. The transgressions of others (*general*) against that precept. Two-way comm. Don't make it a listing question. E/S it to F/N.
7. The transgressions of oneself *against* that precept. Two-way comm, earlier-similar to F/N. Don't make it a listing question. Don't miss any W/Hs even though this is only a cousin to O/W. E/S to F/N.
8. See if the pc spots another specific person in his or her past who really transgressed against the precept. Treat it more like Straight-wire: an exact moment the person was transgressing. A light auditor can get the valence to spring apart just by doing that and without plowing the person into an engram. Alternate for this step: an overt the pc did against the person. The object of the step is to get the valence sprung out (separated from the pc).
9. Check if the person now has any reservations about keeping the precept. Handle with two-way comm (one of the above steps might have been missed if the person has reservations). Get it to F/N.
10. Check any reservations on getting someone else to keep it. If any, handle as a problem and E/S to F/N.

Precept 17-2 (Learn) starts with a very hot question, and a special handling has been readied to drain any charge off it. Be careful not to try to give somebody a full study tech rundown when doing this rundown. If it is very boggy, get it to F/Ning some way and advise Method One Word Clearing. It is a bit off the purpose and EP of the rundown but it might be run into, so there is a handling for it if it is.

Number 19 (“Try not to do things to others that you would not like them to do to you”) will get into overts. It may get into shame, blame and regret. Its EP is really to teach someone what a harmful act is, not to give them a full O/W handling. And remember one can miss W/Hs on this step particularly.

Number 20 (“Try to treat others as you would like them to treat you”) has a different handling. One simply does steps 1–4 as usual. But then one gets the person to imagine being treated in this fashion for each of the items. Then, virtue by virtue, take up treating another and others in that fashion; clean up any reservations to the pc's satisfaction. One or more of these items may be charged either on being treated that way or treating others in that way. Just handle with two-way comm. Then re-read Precept 20 to get any reservations off. An object here is to give a reality on what good behavior is. That's the real EP of number 20.

There is a definite possibility that one will run into spoken disagreement with the precept anywhere up to step 5 (false data handling). The false data steps might handle it. The other steps may do so. It needn't be given any special attention as, truth told, people who do not live moral lives don't because of material which will be uncovered in the original ten steps. A caution should be

given any auditor doing this rundown that a flare-up probably means a missed withhold. If it were to block the session, one would have to pull it.

There is a final epilogue in the book. This is also taken up in the rundown.

If a roaring EP does not occur because of the rundown, then one of two things has occurred: One has overrun it (or introduced auditing faults) and smothered the EP. Or the rundown is not complete and should be started again from the top, as something has been overlooked. Thus, where the rundown does not result in an EP, one either repairs it or does it again, as directed by the C/S.

The full list of commands for the rundown is given in HCOB 19 Jan. 84, HRD Series 4, HAPPINESS RUNDOWN COMMAND SHEETS. Further data on the HRD procedure is in HCOB 18 Jan. 84, HRD Series 3, HOW TO AUDIT THE HRD.

L. RON HUBBARD
Founder



HUBBARD COMMUNICATIONS OFFICE
Saint Hill Manor, East Grinstead, Sussex

HCO BULLETIN OF 18 JANUARY 1984

Remimeo
HRD Checksheets
HRD Auditors
HRD C/Ses
Pc Examiners
Qual Div Personnel

Happiness Rundown Series 3

HOW TO AUDIT THE HRD

Refs:

Booklet: *The Way to Happiness*

HCOB 16 Jan.	84R	HRD Series 1R
Rev. 20.7.88		THE HAPPINESS RUNDOWN
HCOB 17 Jan.	84	HRD Series 2
		HAPPINESS RUNDOWN BASICS
HCOB 23 June	80RA	CHECKING QUESTIONS ON GRADES
Rev. 25.10.83		PROCESSES
HCOB 27 May	70R	UNREADING QUESTIONS AND ITEMS
Rev. 3.12.78		
HCOB 8 June	61R	E-METER WATCHING—ARE YOU WAITING
Rev. 22.2.79		FOR THE METER TO PLAY DIXIE?
HCOB 28 Sept.	82	C/S Series 115
		MIXING RUNDOWNS AND REPAIRS
HCOB 13 Oct.	82	C/S Series 116
		ETHICS AND THE C/S
HCOB 7 Aug.	79	FALSE DATA STRIPPING
HCOB 15 Jan.	84	HAPPINESS RUNDOWN ADDITIVES
HCOB 20 Jan.	84	HRD Series 4-1
		HRD PRECEPTS ASSESSMENT LIST

The Happiness Rundown consists of a precise series of steps.

Provided the HRD HCOBs are well studied in theory and in practical, and provided that the HRD procedure is followed exactly by the C/S and auditor, the HRD is very easy to audit and C/S, and can result in spectacular gains for the pc.

AUDITOR QUALIFICATIONS

In order to audit the HRD one must be a Class IV Auditor, trained on the HRD Auditor's Course. These qualifications ensure that the auditor is capable of handling the majority of situations and actions that may arise in the course of the HRD without having to call in a higher-classed auditor.

PROCEDURE

Once any needed setups are completed as programmed by the C/S, the run-down is begun, starting from the top of the command sheets and carrying on through them step by step. A copy of the command sheets is kept in the pc's folder and used in each session. The auditor notes the number of each command or step on the worksheet as he gives it, and marks it off on the command sheet when it is completed.



The pc should not be left in the middle of a precept at the end of a session. All of the steps for the precept being handled should be complete before ending off. Several precepts can be handled in one session.

Probably the first caution in applying the rundown is not to go past cognitions (and F/Ns) on a particular moral. And don't overrun F/Ns. If you get a persistent F/N, end off the session and pick up the rundown later. If you get a roaring EP, then that's it for the rundown.

USE OF THE METER

It has always been a basic rule in formal auditing that ONE DOES NOT RUN UNREADING AUDITING QUESTIONS OR ITEMS. This is well covered in HCOB 23 June 80RA, CHECKING QUESTIONS ON GRADES PROCESSES, and the issues it refers to.

All of the *auditing* questions on the rundown are checked for a read. There are some steps which are not "auditing questions" as such, e.g., having the pc read the precept.

There are questions in the rundown which ask for false data, and these are not tested for read. I found years ago, in the original research on the tech now known as False Data Stripping, that a question designed to locate false data will not necessarily read on the meter. This is because the person believes the data to be true. (Ref: HCOB 7 Aug. 79, FALSE DATA STRIPPING)

There are a few questions in the procedure which ask for misunderstood words. These do not have to read for a pc to answer them, but any auditor should certainly be alert for an instant read on a word clearing question and would be remiss not to follow up on such a read. An instant read on a question such as "Do you have any misunderstands on _____?" means that there is something there to be cleaned up. (Ref: HCOB 22 Feb. 72RA, Word Clearing Series 32RA, WORD CLEARING METHOD 4)

VALENCE SEPARATION STEPS

There are several points that should be noted (and well drilled) with regard to the valence handling steps of the rundown, steps 8a through 8f.

1. Once you have gotten a reading terminal to run with question 8a ("Is there any specific person in your past who really transgressed against the precept _____?"), the subsequent steps are not checked for read. You are using these steps to lightly get the pc separated out from the valence he has been in.
2. Should the pc give more than one terminal in response to the first question (8a), take down each terminal that he gives, noting reads. Handle them in order of longest read. Be alert for a pc starting to list on the question and be prepared to handle with L&N tech. This has not proven to be a frequent occurrence at all, but it should not be discounted as a possibility. (Ref: HCOB 17 Mar. 74, TWO-WAY COMM, USING WRONG QUESTIONS)



Note: If the pc should come up with the answer “me” in response to question 8a, the answer is accepted, but this item would *not* be run in the valence separation steps. (Ref: HCOB 19 Nov. 78, L&N LISTS—THE ITEM “ME”) If the pc has other reading answers for the question, they are handled as usual.

PRECEPT 20

Precept 20 (“Try to Treat Others as You Would Want Them to Treat You”) has a special handling. After going through the usual steps of reading and word clearing the precept, the auditor has the pc imagine being treated by others according to each virtue in turn (step 20, 5), and has him tell how he imagined it. If the pc has some charge on a virtue or virtues (either on treating others or on being treated that way), simply handle it with two-way comm. Once the pc has done each of these imagining steps, have him reread the precept and get off any reservations he may have on it with the usual steps 9 and 10 of the basic procedure (reservations the pc has about applying the precept and reservations on getting others to apply it). What you want to achieve for the pc is a reality on what good behavior is.

ASSESSMENT METHOD

As mentioned in HRD Series 2, HAPPINESS RUNDOWN BASICS, there is a second method of auditing the HRD—by assessment of the precepts in the booklet *The Way to Happiness* and handling the reading precept or precepts (in order of longest read) using the basic HRD procedure.

The assessment method is used in repair of the rundown and appears in several of the handlings on the HRD Repair List. It is used to locate charged precepts so that these can be taken up and handled.

The HRD Auditor must be proficient in the use of both the straightforward method and assessment method.

The procedure for doing the assessment method follows:

1. Use the prepared assessment list of all the precepts and subprecepts, HCOB 20 Jan. 84, HRD Series 4-1, HRD PRECEPTS ASSESSMENT LIST.
2. In session, clear all the words that appear on the assessment list with the pc. (Ref: HCOB 9 Aug. 78 II, CLEARING COMMANDS)
3. Assess the list straight through to the end, noting all reads.
4. Take up the longest reading precept or subprecept and handle it using the basic 1–10 steps of the HRD procedure.
5. Continue to handle the reading precepts in order of length of reads until all that read are handled.

END PHENOMENA

The object of the HRD is:

1. To clear up any confusions on the subject of morals;



2. To clean up any and all transgression against the specific morals laid out in the booklet *The Way to Happiness*;
3. To slide the person out of the valence of any immoral person; and
4. To obtain an EP of realization/cognition that one really is on the Way to Happiness.

The rundown steers the person in a direction where he is certain he can live a happier life. Once the above is achieved—and in most cases it is quite a roaring EP—the rundown is ended off and the pc C/Sed to declare to its completion. The EP can occur before the entire booklet has been run through, but this is not common. It may require more than one run through the booklet to achieve the EP fully, the pc making gradient gains all the while. (Ref: HCOB 21 June 70, C/S Series 9, SUPERFICIAL ACTIONS)

At the Pc Examiner the pc attests to having realized that he/she really is on the Way to Happiness.

TIPS

a. **Command Sheets**

It was soon learned during the pilot that if all the questions and steps of the HRD were not numbered and laid out in full, it was easy for the auditor to mistakenly omit steps or lose his place on the steps or precepts. This is why the commands are printed out in full in the command sheets.

b. **Metering**

It is expected that auditors will apply the tech on detecting and handling false reads when handling HRD questions, and not run questions that are not validly reading. (Ref: HCOB 11 Sept. 68, FALSE READS and HCOB 6 Sept. 68, CHECKING FOR FALSE READS)

c. **Valence Separation Steps**

On the valence handling steps (8a through 8f) the pc may not always specifically express that he has “separated out of the valence of the person being run.” Sometimes there is simply an obvious key-out, F/N and VGIs. This point of procedure bears drilling until the auditor can easily detect an EP for these steps and knows when to end off on them. This includes making it quite clear in one’s worksheets what has occurred so that the C/S can properly follow the progress of the case and correct the auditor’s procedure where needed.

d. **Drilling**

In order to be able to handle the questions on this or any process or rundown that requires a read be checked for, the auditor must be well drilled and proficient in the skill of accurately determining whether a question is reading or not. (Ref: HCOB 23 June 80RA, CHECKING QUESTIONS ON GRADES PROCESSES). If this is not done, you and the pc are liable to



have a rough time of it, with missed reads, nonexistent “reads” taken up, or endless “button checking,” when you had the intention to get some auditing done!

CAUTION

Do not fall prey to someone trying to use the revisions of the procedure and EP of the HRD given in this HCOB as license to quickie the rundown. These revisions are A RESTORATION OF THE ORIGINAL BASIC STANDARD TECH OF THE RUNDOWN. Ensuring that the pc is well set up for this major action, insistence on standard auditing and C/Sing, and accurate observation and evaluation of the case and progress of the pc are essential. Only with these points in can you assure that those receiving the HRD get all the tremendous gains there to be had.

REMEDIES

The remedy for auditor errors on the HRD is to assess and handle the Happiness Rundown Repair List (HRL).

When an HRL is done and the reads handled, the HRD can be continued from where it was left off.

SUMMARY

The HRD is a very popular, highly successful rundown. Its delivery requires competent auditors and C/Ses trained in its procedures and skilled in the basics of auditing and C/Sing. There are no particular “special tricks” to it—just standard tech all the way. With these points in, the Happiness Rundown can produce MIRACLES.

L. RON HUBBARD
Founder



HUBBARD COMMUNICATIONS OFFICE
Saint Hill Manor, East Grinstead, Sussex

HCO BULLETIN OF 19 JANUARY 1984

Remimeo
All Orgs
Missions
HRD Checksheets
HRD Auditors
HRD C/Ses
Qual Div
Personnel

Happiness Rundown Series 4

**HAPPINESS RUNDOWN
COMMAND SHEETS**

Refs:

HCOB 17 Jan. 84	HRD Series 2 HAPPINESS RUNDOWN BASICS
HCOB 18 Jan. 84	HRD Series 3 HOW TO AUDIT THE HRD
HCOB 23 June 80RA Rev. 25.10.83	CHECKING QUESTIONS ON GRADES PROCESSES
HCOB 7 Aug. 79	FALSE DATA STRIPPING
HCOB 9 Aug. 78 II	CLEARING COMMANDS

This issue contains the commands for use in auditing the Happiness Rundown. It is kept in the pc's folder and followed by the auditor in session. The auditor notes the number of the command asked on the worksheet and checks it off in the command sheet when it is completed. This assists the auditor in keeping his track of what commands have been run. The C/S uses the command sheets to follow the auditor's progress.

Each of the auditing questions is cleared the first time it appears. Once the basic commands of the procedure are cleared, they need not be cleared each time they appear with a new precept. The pc will already have cleared the precept thoroughly as part of the first steps of handling it. (Ref: HCOB 9 Aug. 78 II, CLEARING COMMANDS)

The auditor must be thoroughly familiar with the procedure of the HRD as covered in HCOB 18 Jan. 84, HRD Series 3, HOW TO AUDIT THE HRD.

Caution: Do not go past a major win on a particular moral or precept.

Caution: If you get a persistent F/N, end off the session at that point.

PC'S NAME: _____ DATE: _____

HAPPINESS RUNDOWN COMMANDS

0000. Have the pc read the beginning chapter of the booklet, entitled "Happiness," and ensure that he understands it.



- 000. Find out if the pc has read the booklet *The Way to Happiness*. If he has, ask him, "Did you have any realizations or gains from reading the booklet?" Rehab.
- 00. Using HCOB 7 Aug. 79, FALSE DATA STRIPPING, clear the concept of false data and the procedure used in False Data Stripping. Have the pc give examples, demos, etc., so that these are fully grasped. Let the pc know that part of the procedure you will be using on the rundown involves this data and technique.
- 0. Clear the words of the Happiness Rundown Repair List, using HCOB 20 July 88, HRD Series 5R-1, HAPPINESS RUNDOWN REPAIR LIST WORD LIST.

SECTION A: MORALITY STEPS

- A-1 **CLEAR THE WORDS: "MORAL" AND "MORALITY."** _____
 (Use the definition given in the footnote in the booklet and a regular dictionary as needed to fully clear these words.)
- A-2 **IS THERE ANYTHING YOU HAVE RUN ACROSS ABOUT MORALITY WHICH YOU COULDN'T THINK WITH?** _____
 (Handle using full False Data Stripping procedure. Questions A-3 through A-6 may also be used to ensure that any false data on morality is fully handled, according to the tech of False Data Stripping.)
- A-3 **IS THERE ANYTHING YOU HAVE ENCOUNTERED ABOUT MORALITY WHICH DIDN'T SEEM TO ADD UP?** _____
- A-4 **IS THERE SOMETHING ABOUT MORALITY WHICH NEVER MADE ANY SENSE TO YOU?** _____
- A-5 **DID YOU COME ACROSS ANY DATA ABOUT MORALITY THAT YOU HAD NO USE FOR?** _____
- A-6 **DO YOU KNOW OF ANY DATUM THAT MAKES IT UNNECESSARY FOR YOU TO BEHAVE MORALLY?** _____
- A-7 **TELL ME YOUR IDEAS AND CONSIDERATIONS ABOUT MORALITY.** _____
 (2WC to F/N)

PRECEPT 1: TAKE CARE OF YOURSELF

- 1,1 **HAVE THE PC READ THE PRECEPT** (aloud). _____
- 1,2 **CLEAR ANY MIS-U WORD IN THE PRECEPT.** _____
- 1,3 (Omitted—there is no text here for the pc to read.)



- 1,4 (Omitted)
- 1,5a **IS THERE ANYTHING YOU HAVE RUN ACROSS ABOUT TAKING CARE OF YOURSELF WHICH YOU COULDN'T THINK WITH?** _____
 (If so, ask the pc to tell you about it and handle using False Data Stripping procedure. Questions 5b through 5e may also be used to find and fully handle any false data the pc may have on this precept.)
- 1,5b **IS THERE ANYTHING YOU HAVE ENCOUNTERED ABOUT TAKING CARE OF YOURSELF WHICH DIDN'T SEEM TO ADD UP?** _____
 (Handle using False Data Stripping procedure.)
- 1,5c **IS THERE SOMETHING ABOUT TAKING CARE OF YOURSELF WHICH NEVER MADE ANY SENSE TO YOU?** _____
 (Handle using False Data Stripping procedure.)
- 1,5d **DID YOU COME ACROSS ANY DATA ON THE PRECEPT "TAKE CARE OF YOURSELF" THAT YOU HAD NO USE FOR?** _____
 (Handle using False Data Stripping procedure.)
- 1,5e **DO YOU KNOW OF ANY DATUM THAT MAKES IT UNNECESSARY FOR YOU TO FOLLOW THE PRECEPT "TAKE CARE OF YOURSELF"?** _____
 (Handle using False Data Stripping procedure.)
- 1,6 **HOW HAVE OTHERS TRANSGRESSED AGAINST THE PRECEPT "TAKE CARE OF YOURSELF"?** _____
 (2WC, E/S to F/N)
- 1,7 **HOW HAVE YOU TRANSGRESSED AGAINST THE PRECEPT "TAKE CARE OF YOURSELF"?** _____
 (2WC, E/S to F/N)
- 1,8a **IS THERE ANY SPECIFIC PERSON IN YOUR PAST WHO REALLY TRANSGRESSED AGAINST THE PRECEPT "TAKE CARE OF YOURSELF"?** _____
 On reading terminal(s), run:
- 1,8b **CAN YOU RECALL AN EXACT MOMENT WHEN YOU OBSERVED (name) DOING THAT?** _____
 (If so, allow pc to tell you about it.)
- 1,8c **IS THERE ANY TIME WHEN YOU WANTED TO BE LIKE (name)?** _____
 (Handle as in 8b.)



- 1,8d **IS THERE ANY TIME WHEN YOU DECIDED THAT NOT TAKING CARE OF YOURSELF WAS A GOOD THING?** _____
(Handle as in 8b.)
- 1,8e **DID YOU EVER DO ANYTHING BAD TO (name)?** _____
(Handle as in 8b.)
- 1,8f **ARE THERE ANY DIFFERENCES BETWEEN (name) AND YOURSELF?** _____
ARE THERE ANY SIMILARITIES BETWEEN (name) AND YOURSELF? _____
(Allow pc to tell you about these, alternately to EP.)
- 1,9 **DO YOU HAVE ANY RESERVATIONS ABOUT TAKING CARE OF YOURSELF?** _____
(2WC any reservations the pc may have. If 2WC does not resolve the pc's reservations, go over steps 1 through 8 again and pick up anything that has been missed, then return to step 9 and 2WC to F/N.)
- 1,10 **DO YOU HAVE ANY RESERVATIONS ABOUT GETTING SOMEONE ELSE TO TAKE CARE OF HIMSELF OR HERSELF?** _____
(Handle any reservation as a problem by asking, "How could that be a problem to you?" and taking this E/S to F/N. Then F/N the original question.)

PRECEPT 1-1: GET CARE WHEN YOU ARE ILL

- 1-1,1 **HAVE THE PC READ THE PRECEPT** (aloud). _____
- 1-1,2 **CLEAR ANY MIS-U WORD IN THE PRECEPT.** _____
- 1-1,3 **HAVE THE PC READ THE SECTION** (aloud). _____
- 1-1,4 **CLEAR ANY MIS-U WORD IN THE SECTION.** _____
- 1-1,5a **IS THERE ANYTHING YOU HAVE RUN ACROSS ABOUT GETTING CARE WHEN YOU ARE ILL WHICH YOU COULDN'T THINK WITH?** _____
- 1-1,5b **IS THERE ANYTHING YOU HAVE ENCOUNTERED ABOUT GETTING CARE WHEN YOU ARE ILL WHICH DIDN'T SEEM TO ADD UP?** _____
- 1-1,5c **IS THERE SOMETHING ABOUT GETTING CARE WHEN YOU ARE ILL WHICH NEVER MADE ANY SENSE TO YOU?** _____
- 1-1,5d **DID YOU COME ACROSS ANY DATA ON THE PRECEPT "GET CARE WHEN YOU ARE ILL" THAT YOU HAD NO USE FOR?** _____



- 1-1,5e **DO YOU KNOW OF ANY DATUM THAT MAKES IT UNNECESSARY FOR YOU TO FOLLOW THE PRECEPT “GET CARE WHEN YOU ARE ILL”?** _____
- 1-1,6 **HOW HAVE OTHERS TRANSGRESSED AGAINST THE PRECEPT “GET CARE WHEN YOU ARE ILL”?** _____
- 1-1,7 **HOW HAVE YOU TRANSGRESSED AGAINST THE PRECEPT “GET CARE WHEN YOU ARE ILL”?** _____
- 1-1,8a **IS THERE ANY SPECIFIC PERSON IN YOUR PAST WHO REALLY TRANSGRESSED AGAINST THE PRECEPT “GET CARE WHEN YOU ARE ILL”?** _____
- 1-1,8b **CAN YOU RECALL AN EXACT MOMENT WHEN YOU OBSERVED (name) DOING THAT?** _____
- 1-1,8c **IS THERE ANY TIME WHEN YOU WANTED TO BE LIKE (name)?** _____
- 1-1,8d **IS THERE ANY TIME WHEN YOU DECIDED THAT NOT GETTING CARE WHEN YOU ARE ILL WAS A GOOD THING?** _____
- 1-1,8e **DID YOU EVER DO ANYTHING BAD TO (name)?** _____
- 1-1,8f **ARE THERE ANY DIFFERENCES BETWEEN (name) AND YOURSELF?**
ARE THERE ANY SIMILARITIES BETWEEN (name) AND YOURSELF? _____
- 1-1,9 **DO YOU HAVE ANY RESERVATIONS ABOUT GETTING CARE WHEN YOU ARE ILL?** _____
- 1-1,10 **DO YOU HAVE ANY RESERVATIONS ABOUT GETTING SOMEONE ELSE TO GET CARE WHEN HE OR SHE IS ILL?** _____

PRECEPT 1-2: KEEP YOUR BODY CLEAN

- 1-2,1 **HAVE THE PC READ THE PRECEPT (aloud).** _____
- 1-2,2 **CLEAR ANY MIS-U WORD IN THE PRECEPT.** _____
- 1-2,3 **HAVE THE PC READ THE SECTION (aloud).** _____
- 1-2,4 **CLEAR ANY MIS-U WORD IN THE SECTION.** _____
- 1-2,5a **IS THERE ANYTHING YOU HAVE RUN ACROSS ABOUT KEEPING YOUR BODY CLEAN WHICH YOU COULDN'T THINK WITH?** _____
- 1-2,5b **IS THERE ANYTHING YOU HAVE ENCOUNTERED ABOUT KEEPING YOUR BODY CLEAN WHICH DIDN'T SEEM TO ADD UP?** _____



- 1-2,5c **IS THERE SOMETHING ABOUT KEEPING YOUR BODY CLEAN WHICH NEVER MADE ANY SENSE TO YOU?** _____
- 1-2,5d **DID YOU COME ACROSS ANY DATA ON THE PRECEPT “KEEP YOUR BODY CLEAN” THAT YOU HAD NO USE FOR?** _____
- 1-2,5e **DO YOU KNOW OF ANY DATUM THAT MAKES IT UNNECESSARY FOR YOU TO FOLLOW THE PRECEPT “KEEP YOUR BODY CLEAN”?** _____
- 1-2,6 **HOW HAVE OTHERS TRANSGRESSED AGAINST THE PRECEPT “KEEP YOUR BODY CLEAN”?** _____
- 1-2,7 **HOW HAVE YOU TRANSGRESSED AGAINST THE PRECEPT “KEEP YOUR BODY CLEAN”?** _____
- 1-2,8a **IS THERE ANY SPECIFIC PERSON IN YOUR PAST WHO REALLY TRANSGRESSED AGAINST THE PRECEPT “KEEP YOUR BODY CLEAN”?** _____
- 1-2,8b **CAN YOU RECALL AN EXACT MOMENT WHEN YOU OBSERVED (name) DOING THAT?** _____
- 1-2,8c **IS THERE ANY TIME WHEN YOU WANTED TO BE LIKE (name)?** _____
- 1-2,8d **IS THERE ANY TIME WHEN YOU DECIDED THAT NOT KEEPING YOUR BODY CLEAN WAS A GOOD THING?** _____
- 1-2,8e **DID YOU EVER DO ANYTHING BAD TO (name)?** _____
- 1-2,8f **ARE THERE ANY DIFFERENCES BETWEEN (name) AND YOURSELF?**
ARE THERE ANY SIMILARITIES BETWEEN (name) AND YOURSELF? _____
- 1-2,9 **DO YOU HAVE ANY RESERVATIONS ABOUT KEEPING YOUR BODY CLEAN?** _____
- 1-2,10 **DO YOU HAVE ANY RESERVATIONS ABOUT GETTING SOMEONE ELSE TO KEEP HIS OR HER BODY CLEAN?** _____

PRECEPT 1-3: PRESERVE YOUR TEETH

- 1-3,1 **HAVE THE PC READ THE PRECEPT (aloud).** _____
- 1-3,2 **CLEAR ANY MIS-U WORD IN THE PRECEPT.** _____
- 1-3,3 **HAVE THE PC READ THE SECTION (aloud).** _____
- 1-3,4 **CLEAR ANY MIS-U WORD IN THE SECTION.** _____



- 1-3,5a **IS THERE ANYTHING YOU HAVE RUN ACROSS ABOUT PRESERVING YOUR TEETH WHICH YOU COULDN'T THINK WITH?** _____
- 1-3,5b **IS THERE ANYTHING YOU HAVE ENCOUNTERED ABOUT PRESERVING YOUR TEETH WHICH DIDN'T SEEM TO ADD UP?** _____
- 1-3,5c **IS THERE SOMETHING ABOUT PRESERVING YOUR TEETH WHICH NEVER MADE ANY SENSE TO YOU?** _____
- 1-3,5d **DID YOU COME ACROSS ANY DATA ON THE PRECEPT "PRESERVE YOUR TEETH" THAT YOU HAD NO USE FOR?** _____
- 1-3,5e **DO YOU KNOW OF ANY DATUM THAT MAKES IT UNNECESSARY FOR YOU TO FOLLOW THE PRECEPT "PRESERVE YOUR TEETH"?** _____
- 1-3,6 **HOW HAVE OTHERS TRANSGRESSED AGAINST THE PRECEPT "PRESERVE YOUR TEETH"?** _____
- 1-3,7 **HOW HAVE YOU TRANSGRESSED AGAINST THE PRECEPT "PRESERVE YOUR TEETH"?** _____
- 1-3,8a **IS THERE ANY SPECIFIC PERSON IN YOUR PAST WHO REALLY TRANSGRESSED AGAINST THE PRECEPT "PRESERVE YOUR TEETH"?** _____
- 1-3,8b **CAN YOU RECALL AN EXACT MOMENT WHEN YOU OBSERVED (name) DOING THAT?** _____
- 1-3,8c **IS THERE ANY TIME WHEN YOU WANTED TO BE LIKE (name)?** _____
- 1-3,8d **IS THERE ANY TIME WHEN YOU DECIDED THAT NOT PRESERVING YOUR TEETH WAS A GOOD THING?** _____
- 1-3,8e **DID YOU EVER DO ANYTHING BAD TO (name)?** _____
- 1-3,8f **ARE THERE ANY DIFFERENCES BETWEEN (name) AND YOURSELF?**
ARE THERE ANY SIMILARITIES BETWEEN (name) AND YOURSELF? _____
- 1-3,9 **DO YOU HAVE ANY RESERVATIONS ABOUT PRESERVING YOUR TEETH?** _____
- 1-3,10 **DO YOU HAVE ANY RESERVATIONS ABOUT GETTING SOMEONE ELSE TO PRESERVE HIS OR HER TEETH?** _____

PRECEPT 1-4: EAT PROPERLY

- 1-4,1 **HAVE THE PC READ THE PRECEPT (aloud).** _____



- 1-4,2 **CLEAR ANY MIS-U WORD IN THE PRECEPT.** _____
- 1-4,3 **HAVE THE PC READ THE SECTION (aloud).** _____
- 1-4,4 **CLEAR ANY MIS-U WORD IN THE SECTION.** _____
- 1-4,5a **IS THERE ANYTHING YOU HAVE RUN ACROSS
ABOUT EATING PROPERLY WHICH YOU
COULDN'T THINK WITH?** _____
- 1-4,5b **IS THERE ANYTHING YOU HAVE ENCOUNTERED
ABOUT EATING PROPERLY WHICH DIDN'T SEEM
TO ADD UP?** _____
- 1-4,5c **IS THERE SOMETHING ABOUT EATING PROPERLY
WHICH NEVER MADE ANY SENSE TO YOU?** _____
- 1-4,5d **DID YOU COME ACROSS ANY DATA ON THE
PRECEPT "EAT PROPERLY" THAT YOU HAD NO
USE FOR?** _____
- 1-4,5e **DO YOU KNOW OF ANY DATUM THAT MAKES IT
UNNECESSARY FOR YOU TO FOLLOW THE
PRECEPT "EAT PROPERLY"?** _____
- 1-4,6 **HOW HAVE OTHERS TRANSGRESSED AGAINST
THE PRECEPT "EAT PROPERLY"?** _____
- 1-4,7 **HOW HAVE YOU TRANSGRESSED AGAINST THE
PRECEPT "EAT PROPERLY"?** _____
- 1-4,8a **IS THERE ANY SPECIFIC PERSON IN YOUR PAST
WHO REALLY TRANSGRESSED AGAINST THE
PRECEPT "EAT PROPERLY"?** _____
- 1-4,8b **CAN YOU RECALL AN EXACT MOMENT WHEN
YOU OBSERVED (name) DOING THAT?** _____
- 1-4,8c **IS THERE ANY TIME WHEN YOU WANTED TO BE
LIKE (name)?** _____
- 1-4,8d **IS THERE ANY TIME WHEN YOU DECIDED THAT
NOT EATING PROPERLY WAS A GOOD THING?** _____
- 1-4,8e **DID YOU EVER DO ANYTHING BAD TO (name)?** _____
- 1-4,8f **ARE THERE ANY DIFFERENCES BETWEEN
(name) AND YOURSELF?

ARE THERE ANY SIMILARITIES BETWEEN
(name) AND YOURSELF?** _____
- 1-4,9 **DO YOU HAVE ANY RESERVATIONS ABOUT
EATING PROPERLY?** _____
- 1-4,10 **DO YOU HAVE ANY RESERVATIONS ABOUT
GETTING SOMEONE ELSE TO EAT PROPERLY?** _____

PRECEPT 1-5: GET REST

- 1-5,1 **HAVE THE PC READ THE PRECEPT (aloud).** _____



- 1-5,2 **CLEAR ANY MIS-U WORD IN THE PRECEPT.** _____
- 1-5,3 **HAVE THE PC READ THE SECTION (aloud).** _____
- 1-5,4 **CLEAR ANY MIS-U WORD IN THE SECTION.** _____
- 1-5,5a **IS THERE ANYTHING YOU HAVE RUN ACROSS ABOUT GETTING REST WHICH YOU COULDN'T THINK WITH?** _____
- 1-5,5b **IS THERE ANYTHING YOU HAVE ENCOUNTERED ABOUT GETTING REST WHICH DIDN'T SEEM TO ADD UP?** _____
- 1-5,5c **IS THERE SOMETHING ABOUT GETTING REST WHICH NEVER MADE ANY SENSE TO YOU?** _____
- 1-5,5d **DID YOU COME ACROSS ANY DATA ON THE PRECEPT "GET REST" THAT YOU HAD NO USE FOR?** _____
- 1-5,5e **DO YOU KNOW OF ANY DATUM THAT MAKES IT UNNECESSARY FOR YOU TO FOLLOW THE PRECEPT "GET REST"?** _____
- 1-5,6 **HOW HAVE OTHERS TRANSGRESSED AGAINST THE PRECEPT "GET REST"?** _____
- 1-5,7 **HOW HAVE YOU TRANSGRESSED AGAINST THE PRECEPT "GET REST"?** _____
- 1-5,8a **IS THERE ANY SPECIFIC PERSON IN YOUR PAST WHO REALLY TRANSGRESSED AGAINST THE PRECEPT "GET REST"?** _____
- 1-5,8b **CAN YOU RECALL AN EXACT MOMENT WHEN YOU OBSERVED (name) DOING THAT?** _____
- 1-5,8c **IS THERE ANY TIME WHEN YOU WANTED TO BE LIKE (name)?** _____
- 1-5,8d **IS THERE ANY TIME WHEN YOU DECIDED THAT NOT GETTING REST WAS A GOOD THING?** _____
- 1-5,8e **DID YOU EVER DO ANYTHING BAD TO (name)?** _____
- 1-5,8f **ARE THERE ANY DIFFERENCES BETWEEN (name) AND YOURSELF?**
ARE THERE ANY SIMILARITIES BETWEEN (name) AND YOURSELF? _____
- 1-5,9 **DO YOU HAVE ANY RESERVATIONS ABOUT GETTING REST?** _____
- 1-5,10 **DO YOU HAVE ANY RESERVATIONS ABOUT GETTING SOMEONE ELSE TO GET REST?** _____



PRECEPT 2: BE TEMPERATE

- 2,1 **HAVE THE PC READ THE PRECEPT** (aloud). _____
- 2,2 **CLEAR ANY MIS-U WORD IN THE PRECEPT.** _____
- 2,3 (Omitted)
- 2,4 (Omitted)
- 2,5a **IS THERE ANYTHING YOU HAVE RUN ACROSS ABOUT BEING TEMPERATE WHICH YOU COULDN'T THINK WITH?** _____
- 2,5b **IS THERE ANYTHING YOU HAVE ENCOUNTERED ABOUT BEING TEMPERATE WHICH DIDN'T SEEM TO ADD UP?** _____
- 2,5c **IS THERE SOMETHING ABOUT BEING TEMPERATE WHICH NEVER MADE ANY SENSE TO YOU?** _____
- 2,5d **DID YOU COME ACROSS ANY DATA ON THE PRECEPT "BE TEMPERATE" THAT YOU HAD NO USE FOR?** _____
- 2,5e **DO YOU KNOW OF ANY DATUM THAT MAKES IT UNNECESSARY FOR YOU TO FOLLOW THE PRECEPT "BE TEMPERATE"?** _____
- 2,6 **HOW HAVE OTHERS TRANSGRESSED AGAINST THE PRECEPT "BE TEMPERATE"?** _____
- 2,7 **HOW HAVE YOU TRANSGRESSED AGAINST THE PRECEPT "BE TEMPERATE"?** _____
- 2,8a **IS THERE ANY SPECIFIC PERSON IN YOUR PAST WHO REALLY TRANSGRESSED AGAINST THE PRECEPT "BE TEMPERATE"?** _____
- 2,8b **CAN YOU RECALL AN EXACT MOMENT WHEN YOU OBSERVED (name) DOING THAT?** _____
- 2,8c **IS THERE ANY TIME WHEN YOU WANTED TO BE LIKE (name)?** _____
- 2,8d **IS THERE ANY TIME WHEN YOU DECIDED THAT NOT BEING TEMPERATE WAS A GOOD THING?** _____
- 2,8e **DID YOU EVER DO ANYTHING BAD TO (name)?** _____
- 2,8f **ARE THERE ANY DIFFERENCES BETWEEN (name) AND YOURSELF?**
ARE THERE ANY SIMILARITIES BETWEEN (name) AND YOURSELF? _____
- 2,9 **DO YOU HAVE ANY RESERVATIONS ABOUT BEING TEMPERATE?** _____



2,10 DO YOU HAVE ANY RESERVATIONS ABOUT GETTING SOMEONE ELSE TO BE TEMPERATE? _____

PRECEPT 2-1: DO NOT TAKE HARMFUL DRUGS

2-1,1 HAVE THE PC READ THE PRECEPT (aloud). _____

2-1,2 CLEAR ANY MIS-U WORD IN THE PRECEPT. _____

2-1,3 HAVE THE PC READ THE SECTION (aloud). _____

2-1,4 CLEAR ANY MIS-U WORD IN THE SECTION. _____

2-1,5a IS THERE ANYTHING YOU HAVE RUN ACROSS ABOUT TAKING HARMFUL DRUGS WHICH YOU COULDN'T THINK WITH? _____

2-1,5b IS THERE ANYTHING YOU HAVE ENCOUNTERED ABOUT TAKING HARMFUL DRUGS WHICH DIDN'T SEEM TO ADD UP? _____

2-1,5c IS THERE SOMETHING ABOUT TAKING HARMFUL DRUGS WHICH NEVER MADE ANY SENSE TO YOU? _____

2-1,5d DID YOU COME ACROSS ANY DATA ON THE PRECEPT "DO NOT TAKE HARMFUL DRUGS" THAT YOU HAD NO USE FOR? _____

2-1,5e DO YOU KNOW OF ANY DATUM THAT MAKES IT UNNECESSARY FOR YOU TO FOLLOW THE PRECEPT "DO NOT TAKE HARMFUL DRUGS"? _____

2-1,6 HOW HAVE OTHERS TRANSGRESSED AGAINST THE PRECEPT "DO NOT TAKE HARMFUL DRUGS"? _____

2-1,7 HOW HAVE YOU TRANSGRESSED AGAINST THE PRECEPT "DO NOT TAKE HARMFUL DRUGS"? _____

2-1,8a IS THERE ANY SPECIFIC PERSON IN YOUR PAST WHO REALLY TRANSGRESSED AGAINST THE PRECEPT "DO NOT TAKE HARMFUL DRUGS"? _____

2-1,8b CAN YOU RECALL AN EXACT MOMENT WHEN YOU OBSERVED (name) DOING THAT? _____

2-1,8c IS THERE ANY TIME WHEN YOU WANTED TO BE LIKE (name)? _____

2-1,8d IS THERE ANY TIME WHEN YOU DECIDED THAT TAKING HARMFUL DRUGS WAS A GOOD THING? _____

2-1,8e DID YOU EVER DO ANYTHING BAD TO (name)? _____

2-1,8f ARE THERE ANY DIFFERENCES BETWEEN (name) AND YOURSELF? _____

ARE THERE ANY SIMILARITIES BETWEEN (name) AND YOURSELF? _____



2-1,9 DO YOU HAVE ANY RESERVATIONS ABOUT NOT TAKING HARMFUL DRUGS? _____

2-1,10 DO YOU HAVE ANY RESERVATIONS ABOUT GETTING SOMEONE ELSE TO NOT TAKE HARMFUL DRUGS? _____

PRECEPT 2-2: DO NOT TAKE ALCOHOL TO EXCESS

2-2,1 HAVE THE PC READ THE PRECEPT (aloud). _____

2-2,2 CLEAR ANY MIS-U WORD IN THE PRECEPT. _____

2-2,3 HAVE THE PC READ THE SECTION (aloud). _____

2-2,4 CLEAR ANY MIS-U WORD IN THE SECTION. _____

2-2,5a IS THERE ANYTHING YOU HAVE RUN ACROSS ABOUT TAKING ALCOHOL TO EXCESS WHICH YOU COULDN'T THINK WITH? _____

2-2,5b IS THERE ANYTHING YOU HAVE ENCOUNTERED ABOUT TAKING ALCOHOL TO EXCESS WHICH DIDN'T SEEM TO ADD UP? _____

2-2,5c IS THERE SOMETHING ABOUT TAKING ALCOHOL TO EXCESS WHICH NEVER MADE ANY SENSE TO YOU? _____

2-2,5d DID YOU COME ACROSS ANY DATA ON THE PRECEPT "DO NOT TAKE ALCOHOL TO EXCESS" THAT YOU HAD NO USE FOR? _____

2-2,5e DO YOU KNOW OF ANY DATUM THAT MAKES IT UNNECESSARY FOR YOU TO FOLLOW THE PRECEPT "DO NOT TAKE ALCOHOL TO EXCESS"? _____

2-2,6 HOW HAVE OTHERS TRANSGRESSED AGAINST THE PRECEPT "DO NOT TAKE ALCOHOL TO EXCESS"? _____

2-2,7 HOW HAVE YOU TRANSGRESSED AGAINST THE PRECEPT "DO NOT TAKE ALCOHOL TO EXCESS"? _____

2-2,8a IS THERE ANY SPECIFIC PERSON IN YOUR PAST WHO REALLY TRANSGRESSED AGAINST THE PRECEPT "DO NOT TAKE ALCOHOL TO EXCESS"? _____

2-2,8b CAN YOU RECALL AN EXACT MOMENT WHEN YOU OBSERVED (name) DOING THAT? _____

2-2,8c IS THERE ANY TIME WHEN YOU WANTED TO BE LIKE (name)? _____

2-2,8d IS THERE ANY TIME WHEN YOU DECIDED THAT TAKING ALCOHOL TO EXCESS WAS A GOOD THING? _____



2-2,8e **DID YOU EVER DO ANYTHING BAD TO (name)?** _____

2-2,8f **ARE THERE ANY DIFFERENCES BETWEEN (name) AND YOURSELF?**
ARE THERE ANY SIMILARITIES BETWEEN (name) AND YOURSELF? _____

2-2,9 **DO YOU HAVE ANY RESERVATIONS ABOUT NOT TAKING ALCOHOL TO EXCESS?** _____

2-2,10 **DO YOU HAVE ANY RESERVATIONS ABOUT GETTING SOMEONE ELSE TO NOT TAKE ALCOHOL TO EXCESS?** _____

PRECEPT 3: DON'T BE PROMISCUOUS

3,1 **HAVE THE PC READ THE PRECEPT (aloud).** _____

3,2 **CLEAR ANY MIS-U WORD IN THE PRECEPT.** _____

3,3 **HAVE THE PC READ THE SECTION (aloud).** _____

3,4 **CLEAR ANY MIS-U WORD IN THE SECTION.** _____

3,5a **IS THERE ANYTHING YOU HAVE RUN ACROSS ABOUT BEING PROMISCUOUS WHICH YOU COULDN'T THINK WITH?** _____

3,5b **IS THERE ANYTHING YOU HAVE ENCOUNTERED ABOUT BEING PROMISCUOUS WHICH DIDN'T SEEM TO ADD UP?** _____

3,5c **IS THERE SOMETHING ABOUT BEING PROMISCUOUS WHICH NEVER MADE ANY SENSE TO YOU?** _____

3,5d **DID YOU COME ACROSS ANY DATA ON THE PRECEPT "DON'T BE PROMISCUOUS" THAT YOU HAD NO USE FOR?** _____

3,5e **DO YOU KNOW OF ANY DATUM THAT MAKES IT UNNECESSARY FOR YOU TO FOLLOW THE PRECEPT "DON'T BE PROMISCUOUS"?** _____

3,6 **HOW HAVE OTHERS TRANSGRESSED AGAINST THE PRECEPT "DON'T BE PROMISCUOUS"?** _____

3,7 **HOW HAVE YOU TRANSGRESSED AGAINST THE PRECEPT "DON'T BE PROMISCUOUS"?** _____

3,8a **IS THERE ANY SPECIFIC PERSON IN YOUR PAST WHO REALLY TRANSGRESSED AGAINST THE PRECEPT "DON'T BE PROMISCUOUS"?** _____

3,8b **CAN YOU RECALL AN EXACT MOMENT WHEN YOU OBSERVED (name) DOING THAT?** _____



3,8c **IS THERE ANY TIME WHEN YOU WANTED TO BE LIKE (name)?** _____

3,8d **IS THERE ANY TIME WHEN YOU DECIDED THAT BEING PROMISCUOUS WAS A GOOD THING?** _____

3,8e **DID YOU EVER DO ANYTHING BAD TO (name)?** _____

3,8f **ARE THERE ANY DIFFERENCES BETWEEN (name) AND YOURSELF?**
ARE THERE ANY SIMILARITIES BETWEEN (name) AND YOURSELF? _____

3,9 **DO YOU HAVE ANY RESERVATIONS ABOUT NOT BEING PROMISCUOUS?** _____

3,10 **DO YOU HAVE ANY RESERVATIONS ABOUT GETTING SOMEONE ELSE TO NOT BE PROMISCUOUS?** _____

PRECEPT 3-1: BE FAITHFUL TO YOUR SEXUAL PARTNER

3-1,1 **HAVE THE PC READ THE PRECEPT (aloud).** _____

3-1,2 **CLEAR ANY MIS-U WORD IN THE PRECEPT.** _____

3-1,3 **HAVE THE PC READ THE SECTION (aloud).** _____

3-1,4 **CLEAR ANY MIS-U WORD IN THE SECTION.** _____

3-1,5a **IS THERE ANYTHING YOU HAVE RUN ACROSS ABOUT BEING FAITHFUL TO YOUR SEXUAL PARTNER WHICH YOU COULDN'T THINK WITH?** _____

3-1,5b **IS THERE ANYTHING YOU HAVE ENCOUNTERED ABOUT BEING FAITHFUL TO YOUR SEXUAL PARTNER WHICH DIDN'T SEEM TO ADD UP?** _____

3-1,5c **IS THERE SOMETHING ABOUT BEING FAITHFUL TO YOUR SEXUAL PARTNER WHICH NEVER MADE ANY SENSE TO YOU?** _____

3-1,5d **DID YOU COME ACROSS ANY DATA ON THE PRECEPT "BE FAITHFUL TO YOUR SEXUAL PARTNER" THAT YOU HAD NO USE FOR?** _____

3-1,5e **DO YOU KNOW OF ANY DATUM THAT MAKES IT UNNECESSARY FOR YOU TO FOLLOW THE PRECEPT "BE FAITHFUL TO YOUR SEXUAL PARTNER"?** _____

3-1,6 **HOW HAVE OTHERS TRANSGRESSED AGAINST THE PRECEPT "BE FAITHFUL TO YOUR SEXUAL PARTNER"?** _____



- 3-1,7 **HOW HAVE YOU TRANSGRESSED AGAINST THE PRECEPT “BE FAITHFUL TO YOUR SEXUAL PARTNER”?** _____
- 3-1,8a **IS THERE ANY SPECIFIC PERSON IN YOUR PAST WHO REALLY TRANSGRESSED AGAINST THE PRECEPT “BE FAITHFUL TO YOUR SEXUAL PARTNER”?** _____
- 3-1,8b **CAN YOU RECALL AN EXACT MOMENT WHEN YOU OBSERVED (name) DOING THAT?** _____
- 3-1,8c **IS THERE ANY TIME WHEN YOU WANTED TO BE LIKE (name)?** _____
- 3-1,8d **IS THERE ANY TIME WHEN YOU DECIDED THAT NOT BEING FAITHFUL TO YOUR SEXUAL PARTNER WAS A GOOD THING?** _____
- 3-1,8e **DID YOU EVER DO ANYTHING BAD TO (name)?** _____
- 3-1,8f **ARE THERE ANY DIFFERENCES BETWEEN (name) AND YOURSELF?**
ARE THERE ANY SIMILARITIES BETWEEN (name) AND YOURSELF? _____
- 3-1,9 **DO YOU HAVE ANY RESERVATIONS ABOUT BEING FAITHFUL TO YOUR SEXUAL PARTNER?** _____
- 3-1,10 **DO YOU HAVE ANY RESERVATIONS ABOUT GETTING SOMEONE ELSE TO BE FAITHFUL TO HIS OR HER SEXUAL PARTNER?** _____

PRECEPT 4: LOVE AND HELP CHILDREN

- 4,1 **HAVE THE PC READ THE PRECEPT (aloud).** _____
- 4,2 **CLEAR ANY MIS-U WORD IN THE PRECEPT.** _____
- 4,3 **HAVE THE PC READ THE SECTION (aloud).** _____
- 4,4 **CLEAR ANY MIS-U WORD IN THE SECTION.** _____
- 4,5a **IS THERE ANYTHING YOU HAVE RUN ACROSS ABOUT LOVING AND HELPING CHILDREN WHICH YOU COULDN’T THINK WITH?** _____
- 4,5b **IS THERE ANYTHING YOU HAVE ENCOUNTERED ABOUT LOVING AND HELPING CHILDREN WHICH DIDN’T SEEM TO ADD UP?** _____
- 4,5c **IS THERE SOMETHING ABOUT LOVING AND HELPING CHILDREN WHICH NEVER MADE ANY SENSE TO YOU?** _____
- 4,5d **DID YOU COME ACROSS ANY DATA ON THE PRECEPT “LOVE AND HELP CHILDREN” THAT YOU HAD NO USE FOR?** _____



- 4,5e **DO YOU KNOW OF ANY DATUM THAT MAKES IT UNNECESSARY FOR YOU TO FOLLOW THE PRECEPT “LOVE AND HELP CHILDREN”?** _____
- 4,6 **HOW HAVE OTHERS TRANSGRESSED AGAINST THE PRECEPT “LOVE AND HELP CHILDREN”?** _____
- 4,7 **HOW HAVE YOU TRANSGRESSED AGAINST THE PRECEPT “LOVE AND HELP CHILDREN”?** _____
- 4,8a **IS THERE ANY SPECIFIC PERSON IN YOUR PAST WHO REALLY TRANSGRESSED AGAINST THE PRECEPT “LOVE AND HELP CHILDREN”?** _____
- 4,8b **CAN YOU RECALL AN EXACT MOMENT WHEN YOU OBSERVED (name) DOING THAT?** _____
- 4,8c **IS THERE ANY TIME WHEN YOU WANTED TO BE LIKE (name)?** _____
- 4,8d **IS THERE ANY TIME WHEN YOU DECIDED THAT NOT LOVING AND HELPING CHILDREN WAS A GOOD THING?** _____
- 4,8e **DID YOU EVER DO ANYTHING BAD TO (name)?** _____
- 4,8f **ARE THERE ANY DIFFERENCES BETWEEN (name) AND YOURSELF?** _____
ARE THERE ANY SIMILARITIES BETWEEN (name) AND YOURSELF? _____
- 4,9 **DO YOU HAVE ANY RESERVATIONS ABOUT LOVING AND HELPING CHILDREN?** _____
- 4,10 **DO YOU HAVE ANY RESERVATIONS ABOUT GETTING SOMEONE ELSE TO LOVE AND HELP CHILDREN?** _____

PRECEPT 5: HONOR AND HELP YOUR PARENTS

- 5,1 **HAVE THE PC READ THE PRECEPT (aloud).** _____
- 5,2 **CLEAR ANY MIS-U WORD IN THE PRECEPT.** _____
- 5,3 **HAVE THE PC READ THE SECTION (aloud).** _____
- 5,4 **CLEAR ANY MIS-U WORD IN THE SECTION.** _____
- 5,5a **IS THERE ANYTHING YOU HAVE RUN ACROSS ABOUT HONORING AND HELPING YOUR PARENTS WHICH YOU COULDN’T THINK WITH?** _____
- 5,5b **IS THERE ANYTHING YOU HAVE RUN ACROSS ABOUT HONORING AND HELPING YOUR PARENTS WHICH DIDN’T SEEM TO ADD UP?** _____



- 5,5c **IS THERE SOMETHING ABOUT HONORING AND HELPING YOUR PARENTS WHICH NEVER MADE ANY SENSE TO YOU?** _____
- 5,5d **DID YOU COME ACROSS ANY DATA ON THE PRECEPT “HONOR AND HELP YOUR PARENTS” THAT YOU HAD NO USE FOR?** _____
- 5,5e **DO YOU KNOW OF ANY DATUM THAT MAKES IT UNNECESSARY FOR YOU TO FOLLOW THE PRECEPT “HONOR AND HELP YOUR PARENTS”?** _____
- 5,6 **HOW HAVE OTHERS TRANSGRESSED AGAINST THE PRECEPT “HONOR AND HELP YOUR PARENTS”?** _____
- 5,7 **HOW HAVE YOU TRANSGRESSED AGAINST THE PRECEPT “HONOR AND HELP YOUR PARENTS”?** _____
- 5,8a **IS THERE ANY SPECIFIC PERSON IN YOUR PAST WHO REALLY TRANSGRESSED AGAINST THE PRECEPT “HONOR AND HELP YOUR PARENTS”?** _____
- 5,8b **CAN YOU RECALL AN EXACT MOMENT WHEN YOU OBSERVED (name) DOING THAT?** _____
- 5,8c **IS THERE ANY TIME WHEN YOU WANTED TO BE LIKE (name)?** _____
- 5,8d **IS THERE ANY TIME WHEN YOU DECIDED THAT NOT HONORING AND HELPING YOUR PARENTS WAS A GOOD THING?** _____
- 5,8e **DID YOU EVER DO ANYTHING BAD TO (name)?** _____
- 5,8f **ARE THERE ANY DIFFERENCES BETWEEN (name) AND YOURSELF?**
ARE THERE ANY SIMILARITIES BETWEEN (name) AND YOURSELF? _____
- 5,9 **DO YOU HAVE ANY RESERVATIONS ABOUT HONORING AND HELPING YOUR PARENTS?** _____
- 5,10 **DO YOU HAVE ANY RESERVATIONS ABOUT GETTING SOMEONE ELSE TO HONOR AND HELP HIS OR HER PARENTS?** _____

PRECEPT 6: SET A GOOD EXAMPLE

- 6,1 **HAVE THE PC READ THE PRECEPT (aloud).** _____
- 6,2 **CLEAR ANY MIS-U WORD IN THE PRECEPT.** _____
- 6,3 **HAVE THE PC READ THE SECTION (aloud).** _____
- 6,4 **CLEAR ANY MIS-U WORD IN THE SECTION.** _____



- 6,5a **IS THERE ANYTHING YOU HAVE RUN ACROSS ABOUT SETTING A GOOD EXAMPLE WHICH YOU COULDN'T THINK WITH?** _____
- 6,5b **IS THERE ANYTHING YOU HAVE ENCOUNTERED ABOUT SETTING A GOOD EXAMPLE WHICH DIDN'T SEEM TO ADD UP?** _____
- 6,5c **IS THERE SOMETHING ABOUT SETTING A GOOD EXAMPLE WHICH NEVER MADE ANY SENSE TO YOU?** _____
- 6,5d **DID YOU COME ACROSS ANY DATA ON THE PRECEPT "SET A GOOD EXAMPLE" THAT YOU HAD NO USE FOR?** _____
- 6,5e **DO YOU KNOW OF ANY DATUM THAT MAKES IT UNNECESSARY FOR YOU TO FOLLOW THE PRECEPT "SET A GOOD EXAMPLE"?** _____
- 6,6 **HOW HAVE OTHERS TRANSGRESSED AGAINST THE PRECEPT "SET A GOOD EXAMPLE"?** _____
- 6,7 **HOW HAVE YOU TRANSGRESSED AGAINST THE PRECEPT "SET A GOOD EXAMPLE"?** _____
- 6,8a **IS THERE ANY SPECIFIC PERSON IN YOUR PAST WHO REALLY TRANSGRESSED AGAINST THE PRECEPT "SET A GOOD EXAMPLE"?** _____
- 6,8b **CAN YOU RECALL AN EXACT MOMENT WHEN YOU OBSERVED (name) DOING THAT?** _____
- 6,8c **IS THERE ANY TIME WHEN YOU WANTED TO BE LIKE (name)?** _____
- 6,8d **IS THERE ANY TIME WHEN YOU DECIDED THAT NOT SETTING A GOOD EXAMPLE WAS A GOOD THING?** _____
- 6,8e **DID YOU EVER DO ANYTHING BAD TO (name)?** _____
- 6,8f **ARE THERE ANY DIFFERENCES BETWEEN (name) AND YOURSELF?**
ARE THERE ANY SIMILARITIES BETWEEN (name) AND YOURSELF? _____
- 6,9 **DO YOU HAVE ANY RESERVATIONS ABOUT SETTING A GOOD EXAMPLE?** _____
- 6,10 **DO YOU HAVE ANY RESERVATIONS ABOUT GETTING SOMEONE ELSE TO SET A GOOD EXAMPLE?** _____

PRECEPT 7: SEEK TO LIVE WITH THE TRUTH

- 7,1 **HAVE THE PC READ THE PRECEPT (aloud).** _____



- 7,2 CLEAR ANY MIS-U WORD IN THE PRECEPT. _____
- 7,3 HAVE THE PC READ THE SECTION (aloud). _____
- 7,4 CLEAR ANY MIS-U WORD IN THE SECTION. _____
- 7,5a IS THERE ANYTHING YOU HAVE RUN ACROSS ABOUT SEEKING TO LIVE WITH THE TRUTH WHICH YOU COULDN'T THINK WITH? _____
- 7,5b IS THERE ANYTHING YOU HAVE ENCOUNTERED ABOUT SEEKING TO LIVE WITH THE TRUTH WHICH DIDN'T SEEM TO ADD UP? _____
- 7,5c IS THERE SOMETHING ABOUT SEEKING TO LIVE WITH THE TRUTH WHICH NEVER MADE ANY SENSE TO YOU? _____
- 7,5d DID YOU COME ACROSS ANY DATA ON THE PRECEPT "SEEK TO LIVE WITH THE TRUTH" THAT YOU HAD NO USE FOR? _____
- 7,5e DO YOU KNOW OF ANY DATUM THAT MAKES IT UNNECESSARY FOR YOU TO FOLLOW THE PRECEPT "SEEK TO LIVE WITH THE TRUTH"? _____
- 7,6 HOW HAVE OTHERS TRANSGRESSED AGAINST THE PRECEPT "SEEK TO LIVE WITH THE TRUTH"? _____
- 7,7 HOW HAVE YOU TRANSGRESSED AGAINST THE PRECEPT "SEEK TO LIVE WITH THE TRUTH"? _____
- 7,8a IS THERE ANY SPECIFIC PERSON IN YOUR PAST WHO REALLY TRANSGRESSED AGAINST THE PRECEPT "SEEK TO LIVE WITH THE TRUTH"? _____
- 7,8b CAN YOU RECALL AN EXACT MOMENT WHEN YOU OBSERVED (name) DOING THAT? _____
- 7,8c IS THERE ANY TIME WHEN YOU WANTED TO BE LIKE (name)? _____
- 7,8d IS THERE ANY TIME WHEN YOU DECIDED THAT NOT SEEKING TO LIVE WITH THE TRUTH WAS A GOOD THING? _____
- 7,8e DID YOU EVER DO ANYTHING BAD TO (name)? _____
- 7,8f ARE THERE ANY DIFFERENCES BETWEEN (name) AND YOURSELF?
ARE THERE ANY SIMILARITIES BETWEEN (name) AND YOURSELF? _____
- 7,9 DO YOU HAVE ANY RESERVATIONS ABOUT SEEKING TO LIVE WITH THE TRUTH? _____



7,10 DO YOU HAVE ANY RESERVATIONS ABOUT GETTING SOMEONE ELSE TO SEEK TO LIVE WITH THE TRUTH? _____

PRECEPT 7-1: DO NOT TELL HARMFUL LIES

7-1,1 HAVE THE PC READ THE PRECEPT (aloud). _____

7-1,2 CLEAR ANY MIS-U WORD IN THE PRECEPT. _____

7-1,3 HAVE THE PC READ THE SECTION (aloud). _____

7-1,4 CLEAR ANY MIS-U WORD IN THE SECTION. _____

7-1,5a IS THERE ANYTHING YOU HAVE RUN ACROSS ABOUT TELLING HARMFUL LIES WHICH YOU COULDN'T THINK WITH? _____

7-1,5b IS THERE ANYTHING YOU HAVE ENCOUNTERED ABOUT TELLING HARMFUL LIES WHICH DIDN'T SEEM TO ADD UP? _____

7-1,5c IS THERE SOMETHING ABOUT TELLING HARMFUL LIES WHICH NEVER MADE ANY SENSE TO YOU? _____

7-1,5d DID YOU COME ACROSS ANY DATA ON THE PRECEPT "DO NOT TELL HARMFUL LIES" THAT YOU HAD NO USE FOR? _____

7-1,5e DO YOU KNOW OF ANY DATUM THAT MAKES IT UNNECESSARY FOR YOU TO FOLLOW THE PRECEPT "DO NOT TELL HARMFUL LIES"? _____

7-1,6 HOW HAVE OTHERS TRANSGRESSED AGAINST THE PRECEPT "DO NOT TELL HARMFUL LIES"? _____

7-1,7 HOW HAVE YOU TRANSGRESSED AGAINST THE PRECEPT "DO NOT TELL HARMFUL LIES"? _____

7-1,8a IS THERE ANY SPECIFIC PERSON IN YOUR PAST WHO REALLY TRANSGRESSED AGAINST THE PRECEPT "DO NOT TELL HARMFUL LIES"? _____

7-1,8b CAN YOU RECALL AN EXACT MOMENT WHEN YOU OBSERVED (name) DOING THAT? _____

7-1,8c IS THERE ANY TIME WHEN YOU WANTED TO BE LIKE (name)? _____

7-1,8d IS THERE ANY TIME WHEN YOU DECIDED THAT TELLING HARMFUL LIES WAS A GOOD THING? _____

7-1,8e DID YOU EVER DO ANYTHING BAD TO (name)? _____



- 7-1,8f **ARE THERE ANY DIFFERENCES BETWEEN (name) AND YOURSELF?**
ARE THERE ANY SIMILARITIES BETWEEN (name) AND YOURSELF? _____
- 7-1,9 **DO YOU HAVE ANY RESERVATIONS ABOUT NOT TELLING HARMFUL LIES?** _____
- 7-1,10 **DO YOU HAVE ANY RESERVATIONS ABOUT GETTING SOMEONE ELSE TO NOT TELL HARMFUL LIES?** _____

PRECEPT 7-2: DO NOT BEAR FALSE WITNESS

- 7-2,1 **HAVE THE PC READ THE PRECEPT (aloud).** _____
- 7-2,2 **CLEAR ANY MIS-U WORD IN THE PRECEPT.** _____
- 7-2,3 **HAVE THE PC READ THE SECTION (aloud).** _____
- 7-2,4 **CLEAR ANY MIS-U WORD IN THE SECTION.** _____
- 7-2,5a **IS THERE ANYTHING YOU HAVE RUN ACROSS ABOUT BEARING FALSE WITNESS WHICH YOU COULDN'T THINK WITH?** _____
- 7-2,5b **IS THERE ANYTHING YOU HAVE ENCOUNTERED ABOUT BEARING FALSE WITNESS WHICH DIDN'T SEEM TO ADD UP?** _____
- 7-2,5c **IS THERE SOMETHING ABOUT BEARING FALSE WITNESS WHICH NEVER MADE ANY SENSE TO YOU?** _____
- 7-2,5d **DID YOU COME ACROSS ANY DATA ON THE PRECEPT "DO NOT BEAR FALSE WITNESS" THAT YOU HAD NO USE FOR?** _____
- 7-2,5e **DO YOU KNOW OF ANY DATUM THAT MAKES IT UNNECESSARY FOR YOU TO FOLLOW THE PRECEPT "DO NOT BEAR FALSE WITNESS"?** _____
- 7-2,6 **HOW HAVE OTHERS TRANSGRESSED AGAINST THE PRECEPT "DO NOT BEAR FALSE WITNESS"?** _____
- 7-2,7 **HOW HAVE YOU TRANSGRESSED AGAINST THE PRECEPT "DO NOT BEAR FALSE WITNESS"?** _____
- 7-2,8a **IS THERE ANY SPECIFIC PERSON IN YOUR PAST WHO REALLY TRANSGRESSED AGAINST THE PRECEPT "DO NOT BEAR FALSE WITNESS"?** _____
- 7-2,8b **CAN YOU RECALL AN EXACT MOMENT WHEN YOU OBSERVED (name) DOING THAT?** _____
- 7-2,8c **IS THERE ANY TIME WHEN YOU WANTED TO BE LIKE (name)?** _____



- 7-2,8d **IS THERE ANY TIME WHEN YOU DECIDED THAT BEARING FALSE WITNESS WAS A GOOD THING?** _____
- 7-2,8e **DID YOU EVER DO ANYTHING BAD TO (name)?** _____
- 7-2,8f **ARE THERE ANY DIFFERENCES BETWEEN (name) AND YOURSELF?**
ARE THERE ANY SIMILARITIES BETWEEN (name) AND YOURSELF? _____
- 7-2,9 **DO YOU HAVE ANY RESERVATIONS ABOUT NOT BEARING FALSE WITNESS?** _____
- 7-2,10 **DO YOU HAVE ANY RESERVATIONS ABOUT GETTING SOMEONE ELSE TO NOT BEAR FALSE WITNESS?** _____

PRECEPT 8: DO NOT MURDER

- 8,1 **HAVE THE PC READ THE PRECEPT (aloud).** _____
- 8,2 **CLEAR ANY MIS-U WORD IN THE PRECEPT.** _____
- 8,3 **HAVE THE PC READ THE SECTION (aloud).** _____
- 8,4 **CLEAR ANY MIS-U WORD IN THE SECTION.** _____
- 8,5a **IS THERE ANYTHING YOU HAVE RUN ACROSS ABOUT MURDER WHICH YOU COULDN'T THINK WITH?** _____
- 8,5b **IS THERE ANYTHING YOU HAVE ENCOUNTERED ABOUT MURDER WHICH DIDN'T SEEM TO ADD UP?** _____
- 8,5c **IS THERE SOMETHING ABOUT MURDER WHICH NEVER MADE ANY SENSE TO YOU?** _____
- 8,5d **DID YOU COME ACROSS ANY DATA ON THE PRECEPT "DO NOT MURDER" THAT YOU HAD NO USE FOR?** _____
- 8,5e **DO YOU KNOW OF ANY DATUM THAT MAKES IT UNNECESSARY FOR YOU TO FOLLOW THE PRECEPT "DO NOT MURDER"?** _____
- 8,6 **HOW HAVE OTHERS TRANSGRESSED AGAINST THE PRECEPT "DO NOT MURDER"?** _____
- 8,7 **HOW HAVE YOU TRANSGRESSED AGAINST THE PRECEPT "DO NOT MURDER"?** _____
- 8,8a **IS THERE ANY SPECIFIC PERSON IN YOUR PAST WHO REALLY TRANSGRESSED AGAINST THE PRECEPT "DO NOT MURDER"?** _____
- 8,8b **CAN YOU RECALL AN EXACT MOMENT WHEN YOU OBSERVED (name) DOING THAT?** _____



- 8,8c **IS THERE ANY TIME WHEN YOU WANTED TO BE LIKE (name)?** _____
- 8,8d **IS THERE ANY TIME WHEN YOU DECIDED THAT MURDER WAS A GOOD THING?** _____
- 8,8e **DID YOU EVER DO ANYTHING BAD TO (name)?** _____
- 8,8f **ARE THERE ANY DIFFERENCES BETWEEN (name) AND YOURSELF?**
ARE THERE ANY SIMILARITIES BETWEEN (name) AND YOURSELF? _____
- 8,9 **DO YOU HAVE ANY RESERVATIONS ABOUT NOT MURDERING?** _____
- 8,10 **DO YOU HAVE ANY RESERVATIONS ABOUT GETTING SOMEONE ELSE TO NOT MURDER?** _____

PRECEPT 9: DON'T DO ANYTHING ILLEGAL

- 9,1 **HAVE THE PC READ THE PRECEPT (aloud).** _____
- 9,2 **CLEAR ANY MIS-U WORD IN THE PRECEPT.** _____
- 9,3 **HAVE THE PC READ THE SECTION (aloud).** _____
- 9,4 **CLEAR ANY MIS-U WORD IN THE SECTION.** _____
- 9,5a **IS THERE ANYTHING YOU HAVE RUN ACROSS ABOUT DOING ILLEGAL THINGS WHICH YOU COULDN'T THINK WITH?** _____
- 9,5b **IS THERE ANYTHING YOU HAVE ENCOUNTERED ABOUT DOING ILLEGAL THINGS WHICH DIDN'T SEEM TO ADD UP?** _____
- 9,5c **IS THERE SOMETHING ABOUT DOING ILLEGAL THINGS WHICH NEVER MADE ANY SENSE TO YOU?** _____
- 9,5d **DID YOU COME ACROSS ANY DATA ON THE PRECEPT "DON'T DO ANYTHING ILLEGAL" THAT YOU HAD NO USE FOR?** _____
- 9,5e **DO YOU KNOW OF ANY DATUM THAT MAKES IT UNNECESSARY FOR YOU TO FOLLOW THE PRECEPT "DON'T DO ANYTHING ILLEGAL"?** _____
- 9,6 **HOW HAVE OTHERS TRANSGRESSED AGAINST THE PRECEPT "DON'T DO ANYTHING ILLEGAL"?** _____
- 9,7 **HOW HAVE YOU TRANSGRESSED AGAINST THE PRECEPT "DON'T DO ANYTHING ILLEGAL"?** _____



- 9,8a **IS THERE ANY SPECIFIC PERSON IN YOUR PAST WHO REALLY TRANSGRESSED AGAINST THE PRECEPT “DON’T DO ANYTHING ILLEGAL”?** _____
- 9,8b **CAN YOU RECALL AN EXACT MOMENT WHEN YOU OBSERVED (name) DOING THAT?** _____
- 9,8c **IS THERE ANY TIME WHEN YOU WANTED TO BE LIKE (name)?** _____
- 9,8d **IS THERE ANY TIME WHEN YOU DECIDED THAT DOING ILLEGAL THINGS WAS A GOOD THING?** _____
- 9,8e **DID YOU EVER DO ANYTHING BAD TO (name)?** _____
- 9,8f **ARE THERE ANY DIFFERENCES BETWEEN (name) AND YOURSELF?**
ARE THERE ANY SIMILARITIES BETWEEN (name) AND YOURSELF? _____
- 9,9 **DO YOU HAVE ANY RESERVATIONS ABOUT NOT DOING ANYTHING ILLEGAL?** _____
- 9,10 **DO YOU HAVE ANY RESERVATIONS ABOUT GETTING SOMEONE ELSE TO NOT DO ANYTHING ILLEGAL?** _____

PRECEPT 10: SUPPORT A GOVERNMENT DESIGNED AND RUN FOR ALL THE PEOPLE

- 10,1 **HAVE THE PC READ THE PRECEPT (aloud).** _____
- 10,2 **CLEAR ANY MIS-U WORD IN THE PRECEPT.** _____
- 10,3 **HAVE THE PC READ THE SECTION (aloud).** _____
- 10,4 **CLEAR ANY MIS-U WORD IN THE SECTION.** _____
- 10,5a **IS THERE ANYTHING YOU HAVE RUN ACROSS ABOUT SUPPORTING A GOVERNMENT DESIGNED AND RUN FOR ALL THE PEOPLE WHICH YOU COULDN’T THINK WITH?** _____
- 10,5b **IS THERE ANYTHING YOU HAVE ENCOUNTERED ABOUT SUPPORTING A GOVERNMENT DESIGNED AND RUN FOR ALL THE PEOPLE WHICH DIDN’T SEEM TO ADD UP?** _____
- 10,5c **IS THERE SOMETHING ABOUT SUPPORTING A GOVERNMENT DESIGNED AND RUN FOR ALL THE PEOPLE WHICH NEVER MADE ANY SENSE TO YOU?** _____
- 10,5d **DID YOU COME ACROSS ANY DATA ON THE PRECEPT “SUPPORT A GOVERNMENT DESIGNED AND RUN FOR ALL THE PEOPLE” THAT YOU HAD NO USE FOR?** _____



- 10,5e **DO YOU KNOW OF ANY DATUM THAT MAKES IT UNNECESSARY FOR YOU TO FOLLOW THE PRECEPT “SUPPORT A GOVERNMENT DESIGNED AND RUN FOR ALL THE PEOPLE”?** _____
- 10,6 **HOW HAVE OTHERS TRANSGRESSED AGAINST THE PRECEPT “SUPPORT A GOVERNMENT DESIGNED AND RUN FOR ALL THE PEOPLE”?** _____
- 10,7 **HOW HAVE YOU TRANSGRESSED AGAINST THE PRECEPT “SUPPORT A GOVERNMENT DESIGNED AND RUN FOR ALL THE PEOPLE”?** _____
- 10,8a **IS THERE ANY SPECIFIC PERSON IN YOUR PAST WHO REALLY TRANSGRESSED AGAINST THE PRECEPT “SUPPORT A GOVERNMENT DESIGNED AND RUN FOR ALL THE PEOPLE”?** _____
- 10,8b **CAN YOU RECALL AN EXACT MOMENT WHEN YOU OBSERVED (name) DOING THAT?** _____
- 10,8c **IS THERE ANY TIME WHEN YOU WANTED TO BE LIKE (name)?** _____
- 10,8d **IS THERE ANY TIME WHEN YOU DECIDED THAT NOT SUPPORTING A GOVERNMENT DESIGNED AND RUN FOR ALL THE PEOPLE WAS A GOOD THING?** _____
- 10,8e **DID YOU EVER DO ANYTHING BAD TO (name)?** _____
- 10,8f **ARE THERE ANY DIFFERENCES BETWEEN (name) AND YOURSELF?**
ARE THERE ANY SIMILARITIES BETWEEN (name) AND YOURSELF? _____
- 10,9 **DO YOU HAVE ANY RESERVATIONS ABOUT SUPPORTING A GOVERNMENT DESIGNED AND RUN FOR ALL THE PEOPLE?** _____
- 10,10 **DO YOU HAVE ANY RESERVATIONS ABOUT GETTING SOMEONE ELSE TO SUPPORT A GOVERNMENT DESIGNED AND RUN FOR ALL THE PEOPLE?** _____
- PRECEPT 11: DO NOT HARM A PERSON OF GOOD WILL**
- 11,1 **HAVE THE PC READ THE PRECEPT (aloud).** _____
- 11,2 **CLEAR ANY MIS-U WORD IN THE PRECEPT.** _____
- 11,3 **HAVE THE PC READ THE SECTION (aloud).** _____
- 11,4 **CLEAR ANY MIS-U WORD IN THE SECTION.** _____
- 11,5a **IS THERE ANYTHING YOU HAVE RUN ACROSS ABOUT HARMING PERSONS OF GOOD WILL WHICH YOU COULDN'T THINK WITH?** _____



- 11,5b **IS THERE ANYTHING YOU HAVE ENCOUNTERED ABOUT HARMING PERSONS OF GOOD WILL WHICH DIDN'T SEEM TO ADD UP?** _____
- 11,5c **IS THERE SOMETHING ABOUT HARMING PERSONS OF GOOD WILL WHICH NEVER MADE ANY SENSE TO YOU?** _____
- 11,5d **DID YOU COME ACROSS ANY DATA ON THE PRECEPT "DO NOT HARM A PERSON OF GOOD WILL" THAT YOU HAD NO USE FOR?** _____
- 11,5e **DO YOU KNOW OF ANY DATUM THAT MAKES IT UNNECESSARY FOR YOU TO FOLLOW THE PRECEPT "DO NOT HARM PERSONS OF GOOD WILL"?** _____
- 11,6 **HOW HAVE OTHERS TRANSGRESSED AGAINST THE PRECEPT "DO NOT HARM PERSONS OF GOOD WILL"?** _____
- 11,7 **HOW HAVE YOU TRANSGRESSED AGAINST THE PRECEPT "DO NOT HARM PERSONS OF GOOD WILL"?** _____
- 11,8a **IS THERE ANY SPECIFIC PERSON IN YOUR PAST WHO REALLY TRANSGRESSED AGAINST THE PRECEPT "DO NOT HARM A PERSON OF GOOD WILL"?** _____
- 11,8b **CAN YOU RECALL AN EXACT MOMENT WHEN YOU OBSERVED (name) DOING THAT?** _____
- 11,8c **IS THERE ANY TIME WHEN YOU WANTED TO BE LIKE (name)?** _____
- 11,8d **IS THERE ANY TIME WHEN YOU DECIDED THAT HARMING A PERSON OF GOOD WILL WAS A GOOD THING?** _____
- 11,8e **DID YOU EVER DO ANYTHING BAD TO (name)?** _____
- 11,8f **ARE THERE ANY DIFFERENCES BETWEEN (name) AND YOURSELF?**
ARE THERE ANY SIMILARITIES BETWEEN (name) AND YOURSELF? _____
- 11,9 **DO YOU HAVE ANY RESERVATIONS ABOUT NOT HARMING PERSONS OF GOOD WILL?** _____
- 11,10 **DO YOU HAVE ANY RESERVATIONS ABOUT GETTING SOMEONE ELSE TO NOT HARM PERSONS OF GOOD WILL?** _____

PRECEPT 12: SAFEGUARD AND IMPROVE YOUR ENVIRONMENT

- 12,1 **HAVE THE PC READ THE PRECEPT (aloud).** _____



- 12,2 **CLEAR ANY MIS-U WORD IN THE PRECEPT.** _____
- 12,3 (OMITTED)
- 12,4 (OMITTED)
- 12,5a **IS THERE ANYTHING YOU HAVE RUN ACROSS ABOUT SAFEGUARDING AND IMPROVING YOUR ENVIRONMENT WHICH YOU COULDN'T THINK WITH?** _____
- 12,5b **IS THERE ANYTHING YOU HAVE ENCOUNTERED ABOUT SAFEGUARDING AND IMPROVING YOUR ENVIRONMENT WHICH DIDN'T SEEM TO ADD UP?** _____
- 12,5c **IS THERE SOMETHING ABOUT SAFEGUARDING AND IMPROVING YOUR ENVIRONMENT WHICH NEVER MADE ANY SENSE TO YOU?** _____
- 12,5d **DID YOU COME ACROSS ANY DATA ON THE PRECEPT "SAFEGUARD AND IMPROVE YOUR ENVIRONMENT" THAT YOU HAD NO USE FOR?** _____
- 12,5e **DO YOU KNOW OF ANY DATUM THAT MAKES IT UNNECESSARY FOR YOU TO FOLLOW THE PRECEPT "SAFEGUARD AND IMPROVE YOUR ENVIRONMENT"?** _____
- 12,6 **HOW HAVE OTHERS TRANSGRESSED AGAINST THE PRECEPT "SAFEGUARD AND IMPROVE YOUR ENVIRONMENT"?** _____
- 12,7 **HOW HAVE YOU TRANSGRESSED AGAINST THE PRECEPT "SAFEGUARD AND IMPROVE YOUR ENVIRONMENT"?** _____
- 12,8a **IS THERE ANY SPECIFIC PERSON IN YOUR PAST WHO REALLY TRANSGRESSED AGAINST THE PRECEPT "SAFEGUARD AND IMPROVE YOUR ENVIRONMENT"?** _____
- 12,8b **CAN YOU RECALL AN EXACT MOMENT WHEN YOU OBSERVED (name) DOING THAT?** _____
- 12,8c **IS THERE ANY TIME WHEN YOU WANTED TO BE LIKE (name)?** _____
- 12,8d **IS THERE ANY TIME WHEN YOU DECIDED THAT NOT SAFEGUARDING AND IMPROVING YOUR ENVIRONMENT WAS A GOOD THING?** _____
- 12,8e **DID YOU EVER DO ANYTHING BAD TO (name)?** _____
- 12,8f **ARE THERE ANY DIFFERENCES BETWEEN (name) AND YOURSELF?**
ARE THERE ANY SIMILARITIES BETWEEN (name) AND YOURSELF? _____



- 12,9 DO YOU HAVE ANY RESERVATIONS ABOUT SAFEGUARDING AND IMPROVING YOUR ENVIRONMENT? _____
- 12,10 DO YOU HAVE ANY RESERVATIONS ABOUT GETTING SOMEONE ELSE TO SAFEGUARD AND IMPROVE HIS OR HER ENVIRONMENT? _____

PRECEPT 12-1: BE OF GOOD APPEARANCE

- 12-1,1 HAVE THE PC READ THE PRECEPT (aloud). _____
- 12-1,2 CLEAR ANY MIS-U WORD IN THE PRECEPT. _____
- 12-1,3 HAVE THE PC READ THE SECTION (aloud). _____
- 12-1,4 CLEAR ANY MIS-U WORD IN THE SECTION. _____
- 12-1,5a IS THERE ANYTHING YOU HAVE RUN ACROSS ABOUT BEING OF GOOD APPEARANCE WHICH YOU COULDN'T THINK WITH? _____
- 12-1,5b IS THERE ANYTHING YOU HAVE ENCOUNTERED ABOUT BEING OF GOOD APPEARANCE WHICH DIDN'T SEEM TO ADD UP? _____
- 12-1,5c IS THERE SOMETHING ABOUT BEING OF GOOD APPEARANCE WHICH NEVER MADE ANY SENSE TO YOU? _____
- 12-1,5d DID YOU COME ACROSS ANY DATA ON THE PRECEPT "BE OF GOOD APPEARANCE" THAT YOU HAD NO USE FOR? _____
- 12-1,5e DO YOU KNOW OF ANY DATUM THAT MAKES IT UNNECESSARY FOR YOU TO FOLLOW THE PRECEPT "BE OF GOOD APPEARANCE"? _____
- 12-1,6 HOW HAVE OTHERS TRANSGRESSED AGAINST THE PRECEPT "BE OF GOOD APPEARANCE"? _____
- 12-1,7 HOW HAVE YOU TRANSGRESSED AGAINST THE PRECEPT "BE OF GOOD APPEARANCE"? _____
- 12-1,8a IS THERE ANY SPECIFIC PERSON IN YOUR PAST WHO REALLY TRANSGRESSED AGAINST THE PRECEPT "BE OF GOOD APPEARANCE"? _____
- 12-1,8b CAN YOU RECALL AN EXACT MOMENT WHEN YOU OBSERVED (name) DOING THAT? _____
- 12-1,8c IS THERE ANY TIME WHEN YOU WANTED TO BE LIKE (name)? _____
- 12-1,8d IS THERE ANY TIME WHEN YOU DECIDED THAT NOT BEING OF GOOD APPEARANCE WAS A GOOD THING? _____



- 12-1,8e **DID YOU EVER DO ANYTHING BAD TO** (name)? _____
- 12-1,8f **ARE THERE ANY DIFFERENCES BETWEEN**
(name) **AND YOURSELF?** _____
- ARE THERE ANY SIMILARITIES BETWEEN**
(name) **AND YOURSELF?** _____
- 12-1,9 **DO YOU HAVE ANY RESERVATIONS ABOUT BEING**
OF GOOD APPEARANCE? _____
- 12-1,10 **DO YOU HAVE ANY RESERVATIONS ABOUT**
GETTING SOMEONE ELSE TO BE OF GOOD
APPEARANCE? _____

PRECEPT 12-2: TAKE CARE OF YOUR OWN AREA

- 12-2,1 **HAVE THE PC READ THE PRECEPT** (aloud). _____
- 12-2,2 **CLEAR ANY MIS-U WORD IN THE PRECEPT.** _____
- 12-2,3 **HAVE THE PC READ THE SECTION** (aloud). _____
- 12-2,4 **CLEAR ANY MIS-U WORD IN THE SECTION.** _____
- 12-2,5a **IS THERE ANYTHING YOU HAVE RUN ACROSS**
ABOUT TAKING CARE OF YOUR OWN AREA
WHICH YOU COULDN'T THINK WITH? _____
- 12-2,5b **IS THERE ANYTHING YOU HAVE ENCOUNTERED**
ABOUT TAKING CARE OF YOUR OWN AREA
WHICH DIDN'T SEEM TO ADD UP? _____
- 12-2,5c **IS THERE SOMETHING ABOUT TAKING CARE OF**
YOUR OWN AREA WHICH NEVER MADE ANY
SENSE TO YOU? _____
- 12-2,5d **DID YOU COME ACROSS ANY DATA ON THE**
PRECEPT "TAKE CARE OF YOUR OWN AREA"
THAT YOU HAD NO USE FOR? _____
- 12-2,5e **DO YOU KNOW OF ANY DATUM THAT MAKES IT**
UNNECESSARY FOR YOU TO FOLLOW THE
PRECEPT "TAKE CARE OF YOUR OWN AREA"? _____
- 12-2,6 **HOW HAVE OTHERS TRANSGRESSED AGAINST**
THE PRECEPT "TAKE CARE OF YOUR OWN
AREA"? _____
- 12-2,7 **HOW HAVE YOU TRANSGRESSED AGAINST THE**
PRECEPT "TAKE CARE OF YOUR OWN AREA"? _____
- 12-2,8a **IS THERE ANY SPECIFIC PERSON IN YOUR PAST**
WHO REALLY TRANSGRESSED AGAINST THE
PRECEPT "TAKE CARE OF YOUR OWN AREA"? _____
- 12-2,8b **CAN YOU RECALL AN EXACT MOMENT WHEN**
YOU OBSERVED (name) **DOING THAT?** _____



12-2,8c **IS THERE ANY TIME WHEN YOU WANTED TO BE LIKE (name)?** _____

12-2,8d **IS THERE ANY TIME WHEN YOU DECIDED THAT NOT TAKING CARE OF YOUR OWN AREA WAS A GOOD THING?** _____

12-2,8e **DID YOU EVER DO ANYTHING BAD TO (name)?** _____

12-2,8f **ARE THERE ANY DIFFERENCES BETWEEN (name) AND YOURSELF?**
ARE THERE ANY SIMILARITIES BETWEEN (name) AND YOURSELF? _____

12-2,9 **DO YOU HAVE ANY RESERVATIONS ABOUT TAKING CARE OF YOUR OWN AREA?** _____

12-2,10 **DO YOU HAVE ANY RESERVATIONS ABOUT GETTING SOMEONE ELSE TO TAKE CARE OF HIS OR HER OWN AREA?** _____

PRECEPT 12-3: HELP TAKE CARE OF THE PLANET

12-3,1 **HAVE THE PC READ THE PRECEPT (aloud).** _____

12-3,2 **CLEAR ANY MIS-U WORD IN THE PRECEPT.** _____

12-3,3 **HAVE THE PC READ THE SECTION (aloud).** _____

12-3,4 **CLEAR ANY MIS-U WORD IN THE SECTION.** _____

12-3,5a **IS THERE ANYTHING YOU HAVE RUN ACROSS ABOUT HELPING TAKE CARE OF THE PLANET WHICH YOU COULDN'T THINK WITH?** _____

12-3,5b **IS THERE ANYTHING YOU HAVE ENCOUNTERED ABOUT HELPING TAKE CARE OF THE PLANET WHICH DIDN'T SEEM TO ADD UP?** _____

12-3,5c **IS THERE SOMETHING ABOUT HELPING TAKE CARE OF THE PLANET WHICH NEVER MADE ANY SENSE TO YOU?** _____

12-3,5d **DID YOU COME ACROSS ANY DATA ON THE PRECEPT "HELP TAKE CARE OF THE PLANET" THAT YOU HAD NO USE FOR?** _____

12-3,5e **DO YOU KNOW OF ANY DATUM THAT MAKES IT UNNECESSARY FOR YOU TO FOLLOW THE PRECEPT "HELP TAKE CARE OF THE PLANET"?** _____

12-3,6 **HOW HAVE OTHERS TRANSGRESSED AGAINST THE PRECEPT "HELP TAKE CARE OF THE PLANET"?** _____

12-3,7 **HOW HAVE YOU TRANSGRESSED AGAINST THE PRECEPT "HELP TAKE CARE OF THE PLANET"?** _____



- 12-3,8a **IS THERE ANY SPECIFIC PERSON IN YOUR PAST WHO REALLY TRANSGRESSED AGAINST THE PRECEPT “HELP TAKE CARE OF THE PLANET”?** _____
- 12-3,8b **CAN YOU RECALL AN EXACT MOMENT WHEN YOU OBSERVED (name) DOING THAT?** _____
- 12-3,8c **IS THERE ANY TIME WHEN YOU WANTED TO BE LIKE (name)?** _____
- 12-3,8d **IS THERE ANY TIME WHEN YOU DECIDED THAT NOT HELPING TAKE CARE OF THE PLANET WAS A GOOD THING?** _____
- 12-3,8e **DID YOU EVER DO ANYTHING BAD TO (name)?** _____
- 12-3,8f **ARE THERE ANY DIFFERENCES BETWEEN (name) AND YOURSELF?**
ARE THERE ANY SIMILARITIES BETWEEN (name) AND YOURSELF? _____
- 12-3,9 **DO YOU HAVE ANY RESERVATIONS ABOUT HELPING TAKE CARE OF THE PLANET?** _____
- 12-3,10 **DO YOU HAVE ANY RESERVATIONS ABOUT GETTING SOMEONE ELSE TO HELP TAKE CARE OF THE PLANET?** _____

PRECEPT 13: DO NOT STEAL

- 13,1 **HAVE THE PC READ THE PRECEPT (aloud).** _____
- 13,2 **CLEAR ANY MIS-U WORD IN THE PRECEPT.** _____
- 13,3 **HAVE THE PC READ THE SECTION (aloud).** _____
- 13,4 **CLEAR ANY MIS-U WORD IN THE SECTION.** _____
- 13,5a **IS THERE ANYTHING YOU HAVE RUN ACROSS ABOUT STEALING WHICH YOU COULDN'T THINK WITH?** _____
- 13,5b **IS THERE ANYTHING YOU HAVE ENCOUNTERED ABOUT STEALING WHICH DIDN'T SEEM TO ADD UP?** _____
- 13,5c **IS THERE SOMETHING ABOUT STEALING WHICH NEVER MADE ANY SENSE TO YOU?** _____
- 13,5d **DID YOU COME ACROSS ANY DATA ON THE PRECEPT “DO NOT STEAL” THAT YOU HAD NO USE FOR?** _____
- 13,5e **DO YOU KNOW OF ANY DATUM THAT MAKES IT UNNECESSARY FOR YOU TO FOLLOW THE PRECEPT “DO NOT STEAL”?** _____



- 13,6 **HOW HAVE OTHERS TRANSGRESSED AGAINST THE PRECEPT “DO NOT STEAL”?** _____
- 13,7 **HOW HAVE YOU TRANSGRESSED AGAINST THE PRECEPT “DO NOT STEAL”?** _____
- 13,8a **IS THERE ANY SPECIFIC PERSON IN YOUR PAST WHO REALLY TRANSGRESSED AGAINST THE PRECEPT “DO NOT STEAL”?** _____
- 13,8b **CAN YOU RECALL AN EXACT MOMENT WHEN YOU OBSERVED (name) DOING THAT?** _____
- 13,8c **IS THERE ANY TIME WHEN YOU WANTED TO BE LIKE (name)?** _____
- 13,8d **IS THERE ANY TIME WHEN YOU DECIDED THAT STEALING WAS A GOOD THING?** _____
- 13,8e **DID YOU EVER DO ANYTHING BAD TO (name)?** _____
- 13,8f **ARE THERE ANY DIFFERENCES BETWEEN (name) AND YOURSELF?**
ARE THERE ANY SIMILARITIES BETWEEN (name) AND YOURSELF? _____
- 13,9 **DO YOU HAVE ANY RESERVATIONS ABOUT NOT STEALING?** _____
- 13,10 **DO YOU HAVE ANY RESERVATIONS ABOUT GETTING SOMEONE ELSE TO NOT STEAL?** _____

PRECEPT 14: BE WORTHY OF TRUST

- 14,1 **HAVE THE PC READ THE PRECEPT (aloud).** _____
- 14,2 **CLEAR ANY MIS-U WORD IN THE PRECEPT.** _____
- 14,3 **HAVE THE PC READ THE SECTION (aloud).** _____
- 14,4 **CLEAR ANY MIS-U WORD IN THE SECTION.** _____
- 14,5a **IS THERE ANYTHING YOU HAVE RUN ACROSS ABOUT BEING WORTHY OF TRUST WHICH YOU COULDN'T THINK WITH?** _____
- 14,5b **IS THERE ANYTHING YOU HAVE ENCOUNTERED ABOUT BEING WORTHY OF TRUST WHICH DIDN'T SEEM TO ADD UP?** _____
- 14,5c **IS THERE SOMETHING ABOUT BEING WORTHY OF TRUST WHICH NEVER MADE ANY SENSE TO YOU?** _____
- 14,5d **DID YOU COME ACROSS ANY DATA ON THE PRECEPT “BE WORTHY OF TRUST” THAT YOU HAD NO USE FOR?** _____



- 14,5e **DO YOU KNOW OF ANY DATUM THAT MAKES IT UNNECESSARY FOR YOU TO FOLLOW THE PRECEPT “BE WORTHY OF TRUST”?** _____
- 14,6 **HOW HAVE OTHERS TRANSGRESSED AGAINST THE PRECEPT “BE WORTHY OF TRUST”?** _____
- 14,7 **HOW HAVE YOU TRANSGRESSED AGAINST THE PRECEPT “BE WORTHY OF TRUST”?** _____
- 14,8a **IS THERE ANY SPECIFIC PERSON IN YOUR PAST WHO REALLY TRANSGRESSED AGAINST THE PRECEPT “BE WORTHY OF TRUST”?** _____
- 14,8b **CAN YOU RECALL AN EXACT MOMENT WHEN YOU OBSERVED (name) DOING THAT?** _____
- 14,8c **IS THERE ANY TIME WHEN YOU WANTED TO BE LIKE (name)?** _____
- 14,8d **IS THERE ANY TIME WHEN YOU DECIDED THAT NOT BEING WORTHY OF TRUST WAS A GOOD THING?** _____
- 14,8e **DID YOU EVER DO ANYTHING BAD TO (name)?** _____
- 14,8f **ARE THERE ANY DIFFERENCES BETWEEN (name) AND YOURSELF?**
ARE THERE ANY SIMILARITIES BETWEEN (name) AND YOURSELF? _____
- 14,9 **DO YOU HAVE ANY RESERVATIONS ABOUT BEING WORTHY OF TRUST?** _____
- 14,10 **DO YOU HAVE ANY RESERVATIONS ABOUT GETTING SOMEONE ELSE TO BE WORTHY OF TRUST?** _____
- PRECEPT 14-1: KEEP YOUR WORD ONCE GIVEN**
- 14-1,1 **HAVE THE PC READ THE PRECEPT (aloud).** _____
- 14-1,2 **CLEAR ANY MIS-U WORD IN THE PRECEPT.** _____
- 14-1,3 **HAVE THE PC READ THE SECTION (aloud).** _____
- 14-1,4 **CLEAR ANY MIS-U WORD IN THE SECTION.** _____
- 14-1,5a **IS THERE ANYTHING YOU HAVE RUN ACROSS ABOUT KEEPING YOUR WORD ONCE GIVEN WHICH YOU COULDN’T THINK WITH?** _____
- 14-1,5b **IS THERE ANYTHING YOU HAVE ENCOUNTERED ABOUT KEEPING YOUR WORD ONCE GIVEN WHICH DIDN’T SEEM TO ADD UP?** _____
- 14-1,5c **IS THERE SOMETHING ABOUT KEEPING YOUR WORD WHICH NEVER MADE ANY SENSE TO YOU?** _____



- 14-1,5d **DID YOU COME ACROSS ANY DATA ON THE PRECEPT “KEEP YOUR WORD ONCE GIVEN” THAT YOU HAD NO USE FOR?** _____
- 14-1,5e **DO YOU KNOW OF ANY DATUM THAT MAKES IT UNNECESSARY FOR YOU TO FOLLOW THE PRECEPT “KEEP YOUR WORD ONCE GIVEN”?** _____
- 14-1,6 **HOW HAVE OTHERS TRANSGRESSED AGAINST THE PRECEPT “KEEP YOUR WORD ONCE GIVEN”?** _____
- 14-1,7 **HOW HAVE YOU TRANSGRESSED AGAINST THE PRECEPT “KEEP YOUR WORD ONCE GIVEN”?** _____
- 14-1,8a **IS THERE ANY SPECIFIC PERSON IN YOUR PAST WHO REALLY TRANSGRESSED AGAINST THE PRECEPT “KEEP YOUR WORD ONCE GIVEN”?** _____
- 14-1,8b **CAN YOU RECALL AN EXACT MOMENT WHEN YOU OBSERVED (name) DOING THAT?** _____
- 14-1,8c **IS THERE ANY TIME WHEN YOU WANTED TO BE LIKE (name)?** _____
- 14-1,8d **IS THERE ANY TIME WHEN YOU DECIDED THAT NOT KEEPING YOUR WORD ONCE GIVEN WAS A GOOD THING?** _____
- 14-1,8e **DID YOU EVER DO ANYTHING BAD TO (name)?** _____
- 14-1,8f **ARE THERE ANY DIFFERENCES BETWEEN (name) AND YOURSELF?**
ARE THERE ANY SIMILARITIES BETWEEN (name) AND YOURSELF? _____
- 14-1,9 **DO YOU HAVE ANY RESERVATIONS ABOUT KEEPING YOUR WORD ONCE GIVEN?** _____
- 14-1,10 **DO YOU HAVE ANY RESERVATIONS ABOUT GETTING SOMEONE ELSE TO KEEP HIS OR HER WORD ONCE GIVEN?** _____

PRECEPT 15: FULFILL YOUR OBLIGATIONS

- 15,1 **HAVE THE PC READ THE PRECEPT (aloud).** _____
- 15,2 **CLEAR ANY MIS-U WORD IN THE PRECEPT.** _____
- 15,3 **HAVE THE PC READ THE SECTION (aloud).** _____
- 15,4 **CLEAR ANY MIS-U WORD IN THE SECTION.** _____
- 15,5a **IS THERE ANYTHING YOU HAVE RUN ACROSS ABOUT FULFILLING YOUR OBLIGATIONS WHICH YOU COULDN'T THINK WITH?** _____



- 15,5b **IS THERE ANYTHING YOU HAVE ENCOUNTERED ABOUT FULFILLING YOUR OBLIGATIONS WHICH DIDN'T SEEM TO ADD UP?** _____
- 15,5c **IS THERE SOMETHING ABOUT FULFILLING YOUR OBLIGATIONS WHICH NEVER MADE ANY SENSE TO YOU?** _____
- 15,5d **DID YOU COME ACROSS ANY DATA ON THE PRECEPT "FULFILL YOUR OBLIGATIONS" THAT YOU HAD NO USE FOR?** _____
- 15,5e **DO YOU KNOW OF ANY DATUM THAT MAKES IT UNNECESSARY FOR YOU TO FOLLOW THE PRECEPT "FULFILL YOUR OBLIGATIONS"?** _____
- 15,6 **HOW HAVE OTHERS TRANSGRESSED AGAINST THE PRECEPT "FULFILL YOUR OBLIGATIONS"?** _____
- 15,7 **HOW HAVE YOU TRANSGRESSED AGAINST THE PRECEPT "FULFILL YOUR OBLIGATIONS"?** _____
- 15,8a **IS THERE ANY SPECIFIC PERSON IN YOUR PAST WHO REALLY TRANSGRESSED AGAINST THE PRECEPT "FULFILL YOUR OBLIGATIONS"?** _____
- 15,8b **CAN YOU RECALL AN EXACT MOMENT WHEN YOU OBSERVED (name) DOING THAT?** _____
- 15,8c **IS THERE ANY TIME WHEN YOU WANTED TO BE LIKE (name)?** _____
- 15,8d **IS THERE ANY TIME WHEN YOU DECIDED THAT NOT FULFILLING YOUR OBLIGATIONS WAS A GOOD THING?** _____
- 15,8e **DID YOU EVER DO ANYTHING BAD TO (name)?** _____
- 15,8f **ARE THERE ANY DIFFERENCES BETWEEN (name) AND YOURSELF?**
ARE THERE ANY SIMILARITIES BETWEEN (name) AND YOURSELF? _____
- 15,9 **DO YOU HAVE ANY RESERVATIONS ABOUT FULFILLING YOUR OBLIGATIONS?** _____
- 15,10 **DO YOU HAVE ANY RESERVATIONS ABOUT GETTING SOMEONE ELSE TO FULFILL HIS OR HER OBLIGATIONS?** _____

PRECEPT 16: BE INDUSTRIOUS

- 16,1 **HAVE THE PC READ THE PRECEPT (aloud).** _____
- 16,2 **CLEAR ANY MIS-U WORD IN THE PRECEPT.** _____
- 16,3 **HAVE THE PC READ THE SECTION (aloud).** _____



- 16,4 **CLEAR ANY MIS-U WORD IN THE SECTION.** _____
- 16,5a **IS THERE ANYTHING YOU HAVE RUN ACROSS ABOUT BEING INDUSTRIOUS WHICH YOU COULDN'T THINK WITH?** _____
- 16,5b **IS THERE ANYTHING YOU HAVE ENCOUNTERED ABOUT BEING INDUSTRIOUS WHICH DIDN'T SEEM TO ADD UP?** _____
- 16,5c **IS THERE SOMETHING ABOUT BEING INDUSTRIOUS WHICH NEVER MADE ANY SENSE TO YOU?** _____
- 16,5d **DID YOU COME ACROSS ANY DATA ON THE PRECEPT "BE INDUSTRIOUS" THAT YOU HAD NO USE FOR?** _____
- 16,5e **DO YOU KNOW OF ANY DATUM THAT MAKES IT UNNECESSARY FOR YOU TO FOLLOW THE PRECEPT "BE INDUSTRIOUS"?** _____
- 16,6 **HOW HAVE OTHERS TRANSGRESSED AGAINST THE PRECEPT "BE INDUSTRIOUS"?** _____
- 16,7 **HOW HAVE YOU TRANSGRESSED AGAINST THE PRECEPT "BE INDUSTRIOUS"?** _____
- 16,8a **IS THERE ANY SPECIFIC PERSON IN YOUR PAST WHO REALLY TRANSGRESSED AGAINST THE PRECEPT "BE INDUSTRIOUS"?** _____
- 16,8b **CAN YOU RECALL AN EXACT MOMENT WHEN YOU OBSERVED (name) DOING THAT?** _____
- 16,8c **IS THERE ANY TIME WHEN YOU WANTED TO BE LIKE (name)?** _____
- 16,8d **IS THERE ANY TIME WHEN YOU DECIDED THAT NOT BEING INDUSTRIOUS WAS A GOOD THING?** _____
- 16,8e **DID YOU EVER DO ANYTHING BAD TO (name)?** _____
- 16,8f **ARE THERE ANY DIFFERENCES BETWEEN (name) AND YOURSELF?**
ARE THERE ANY SIMILARITIES BETWEEN (name) AND YOURSELF? _____
- 16,9 **DO YOU HAVE ANY RESERVATIONS ABOUT BEING INDUSTRIOUS?** _____
- 16,10 **DO YOU HAVE ANY RESERVATIONS ABOUT GETTING SOMEONE ELSE TO BE INDUSTRIOUS?** _____

PRECEPT 17: BE COMPETENT

- 17,1 **HAVE THE PC READ THE PRECEPT (aloud).** _____



- 17,2 **CLEAR ANY MIS-U WORD IN THE PRECEPT.** _____
- 17,3 **HAVE THE PC READ THE SECTION (aloud).** _____
- 17,4 **CLEAR ANY MIS-U WORD IN THE SECTION.** _____
- 17,5a **IS THERE ANYTHING YOU HAVE RUN ACROSS ABOUT BEING COMPETENT WHICH YOU COULDN'T THINK WITH?** _____
- 17,5b **IS THERE ANYTHING YOU HAVE ENCOUNTERED ABOUT BEING COMPETENT WHICH DIDN'T SEEM TO ADD UP?** _____
- 17,5c **IS THERE SOMETHING ABOUT BEING COMPETENT WHICH NEVER MADE ANY SENSE TO YOU?** _____
- 17,5d **DID YOU COME ACROSS ANY DATA ON THE PRECEPT "BE COMPETENT" THAT YOU HAD NO USE FOR?** _____
- 17,5e **DO YOU KNOW OF ANY DATUM THAT MAKES IT UNNECESSARY FOR YOU TO FOLLOW THE PRECEPT "BE COMPETENT"?** _____
- 17,6 **HOW HAVE OTHERS TRANSGRESSED AGAINST THE PRECEPT "BE COMPETENT"?** _____
- 17,7 **HOW HAVE YOU TRANSGRESSED AGAINST THE PRECEPT "BE COMPETENT"?** _____
- 17,8a **IS THERE ANY SPECIFIC PERSON IN YOUR PAST WHO REALLY TRANSGRESSED AGAINST THE PRECEPT "BE COMPETENT"?** _____
- 17,8b **CAN YOU RECALL AN EXACT MOMENT WHEN YOU OBSERVED (name) DOING THAT?** _____
- 17,8c **IS THERE ANY TIME WHEN YOU WANTED TO BE LIKE (name)?** _____
- 17,8d **IS THERE ANY TIME WHEN YOU DECIDED THAT NOT BEING COMPETENT WAS A GOOD THING?** _____
- 17,8e **DID YOU EVER DO ANYTHING BAD TO (name)?** _____
- 17,8f **ARE THERE ANY DIFFERENCES BETWEEN (name) AND YOURSELF?**
ARE THERE ANY SIMILARITIES BETWEEN (name) AND YOURSELF? _____
- 17,9 **DO YOU HAVE ANY RESERVATIONS ABOUT BEING COMPETENT?** _____
- 17,10 **DO YOU HAVE ANY RESERVATIONS ABOUT GETTING SOMEONE ELSE TO BE COMPETENT?** _____



PRECEPT 17-1: LOOK

- 17-1,1 **HAVE THE PC READ THE PRECEPT** (aloud). _____
- 17-1,2 **CLEAR ANY MIS-U WORD IN THE PRECEPT.** _____
- 17-1,3 **HAVE THE PC READ THE SECTION** (aloud). _____
- 17-1,4 **CLEAR ANY MIS-U WORD IN THE SECTION.** _____
- 17-1,5a **IS THERE ANYTHING YOU HAVE RUN ACROSS ABOUT LOOKING AND SEEING WHAT YOU SEE WHICH YOU COULDN'T THINK WITH?** _____
- 17-1,5b **IS THERE ANYTHING YOU HAVE ENCOUNTERED ABOUT LOOKING AND SEEING WHAT YOU SEE WHICH DIDN'T SEEM TO ADD UP?** _____
- 17-1,5c **IS THERE SOMETHING ABOUT LOOKING AND SEEING WHAT YOU SEE WHICH NEVER MADE ANY SENSE TO YOU?** _____
- 17-1,5d **DID YOU COME ACROSS ANY DATA ON THE PRECEPT "LOOK" THAT YOU HAD NO USE FOR?** _____
- 17-1,5e **DO YOU KNOW OF ANY DATUM THAT MAKES IT UNNECESSARY FOR YOU TO FOLLOW THE PRECEPT "LOOK"?** _____
- 17-1,6 **HOW HAVE OTHERS TRANSGRESSED AGAINST THE PRECEPT "LOOK"?** _____
- 17-1,7 **HOW HAVE YOU TRANSGRESSED AGAINST THE PRECEPT "LOOK"?** _____
- 17-1,8a **IS THERE ANY SPECIFIC PERSON IN YOUR PAST WHO REALLY TRANSGRESSED AGAINST THE PRECEPT "LOOK"?** _____
- 17-1,8b **CAN YOU RECALL AN EXACT MOMENT WHEN YOU OBSERVED** (name) **DOING THAT?** _____
- 17-1,8c **IS THERE ANY TIME WHEN YOU WANTED TO BE LIKE** (name)? _____
- 17-1,8d **IS THERE ANY TIME WHEN YOU DECIDED THAT NOT LOOKING WAS A GOOD THING?** _____
- 17-1,8e **DID YOU EVER DO ANYTHING BAD TO** (name)? _____
- 17-1,8f **ARE THERE ANY DIFFERENCES BETWEEN** (name) **AND YOURSELF?**
ARE THERE ANY SIMILARITIES BETWEEN (name) **AND YOURSELF?** _____
- 17-1,9 **DO YOU HAVE ANY RESERVATIONS ABOUT LOOKING?** _____



17-1,10 **DO YOU HAVE ANY RESERVATIONS ABOUT GETTING SOMEONE ELSE TO LOOK?** _____

PRECEPT 17-2: LEARN

17-2,1 **HAVE THE PC READ THE PRECEPT** (aloud). _____

17-2,2 **CLEAR ANY MIS-U WORD IN THE PRECEPT.** _____

17-2,3 **HAVE THE PC READ THE SECTION** (aloud). _____

17-2,4 **CLEAR ANY MIS-U WORD IN THE SECTION.** _____

NOTE: Commands 17-2,4a and 17-2,4b are special handling steps which are done if the pc reads on the first two sentences of precept 17-2: **“Has there ever been an instance when another had some false data about you? Did it cause you trouble?”** These special steps are also taken up if the pc becomes introverted or misemotional on reading these two sentences. As they are auditing questions, they are of course checked for read before running them.

17-2,4a **DID YOU THINK OF AN INSTANCE WHEN ANOTHER HAD FALSE DATA ABOUT YOU?** _____
(2WC, E/S to F/N. LIC if needed.)

17-2,4b **IS THERE AN INSTANCE WHEN YOU MAY HAVE CAUSED ANOTHER TROUBLE BY GIVING FALSE DATA ABOUT HIM OR HER?** _____
(2WC, E/S to F/N.)

17-2,5a **IS THERE ANYTHING YOU HAVE RUN ACROSS ABOUT LEARNING WHICH YOU COULDN'T THINK WITH?** _____

17-2,5b **IS THERE ANYTHING YOU HAVE ENCOUNTERED ABOUT LEARNING WHICH DIDN'T SEEM TO ADD UP?** _____

17-2,5c **IS THERE SOMETHING ABOUT LEARNING WHICH NEVER MADE ANY SENSE TO YOU?** _____

17-2,5d **DID YOU COME ACROSS ANY DATA ON THE PRECEPT “LEARN” THAT YOU HAD NO USE FOR?** _____

17-2,5e **DO YOU KNOW OF ANY DATUM THAT MAKES IT UNNECESSARY FOR YOU TO FOLLOW THE PRECEPT “LEARN”?** _____

17-2,6 **HOW HAVE OTHERS TRANSGRESSED AGAINST THE PRECEPT “LEARN”?** _____

17-2,7 **HOW HAVE YOU TRANSGRESSED AGAINST THE PRECEPT “LEARN”?** _____



- 17-2,8a **IS THERE ANY SPECIFIC PERSON IN YOUR PAST WHO REALLY TRANSGRESSED AGAINST THE PRECEPT “LEARN”?** _____
- 17-2,8b **CAN YOU RECALL AN EXACT MOMENT WHEN YOU OBSERVED (name) DOING THAT?** _____
- 17-2,8c **IS THERE ANY TIME WHEN YOU WANTED TO BE LIKE (name)?** _____
- 17-2,8d **IS THERE ANY TIME WHEN YOU DECIDED THAT NOT LEARNING WAS A GOOD THING?** _____
- 17-2,8e **DID YOU EVER DO ANYTHING BAD TO (name)?** _____
- 17-2,8f **ARE THERE ANY DIFFERENCES BETWEEN (name) AND YOURSELF?**
ARE THERE ANY SIMILARITIES BETWEEN (name) AND YOURSELF? _____
- 17-2,9 **DO YOU HAVE ANY RESERVATIONS ABOUT LEARNING?** _____
- 17-2,10 **DO YOU HAVE ANY RESERVATIONS ABOUT GETTING SOMEONE ELSE TO LEARN?** _____

PRECEPT 17-3: PRACTICE

- 17-3,1 **HAVE THE PC READ THE PRECEPT (aloud).** _____
- 17-3,2 **CLEAR ANY MIS-U WORD IN THE PRECEPT.** _____
- 17-3,3 **HAVE THE PC READ THE SECTION (aloud).** _____
- 17-3,4 **CLEAR ANY MIS-U WORD IN THE SECTION.** _____
- 17-3,5a **IS THERE ANYTHING YOU HAVE RUN ACROSS ABOUT PRACTICING WHICH YOU COULDN'T THINK WITH?** _____
- 17-3,5b **IS THERE ANYTHING YOU HAVE ENCOUNTERED ABOUT PRACTICING WHICH DIDN'T SEEM TO ADD UP?** _____
- 17-3,5c **IS THERE SOMETHING ABOUT PRACTICING WHICH NEVER MADE ANY SENSE TO YOU?** _____
- 17-3,5d **DID YOU COME ACROSS ANY DATA ON THE PRECEPT “PRACTICE” THAT YOU HAD NO USE FOR?** _____
- 17-3,5e **DO YOU KNOW OF ANY DATUM THAT MAKES IT UNNECESSARY FOR YOU TO FOLLOW THE PRECEPT “PRACTICE”?** _____



- 17-3,6 **HOW HAVE OTHERS TRANSGRESSED AGAINST THE PRECEPT “PRACTICE”?** _____
- 17-3,7 **HOW HAVE YOU TRANSGRESSED AGAINST THE PRECEPT “PRACTICE”?** _____
- 17-3,8a **IS THERE ANY SPECIFIC PERSON IN YOUR PAST WHO REALLY TRANSGRESSED AGAINST THE PRECEPT “PRACTICE”?** _____
- 17-3,8b **CAN YOU RECALL AN EXACT MOMENT WHEN YOU OBSERVED (name) DOING THAT?** _____
- 17-3,8c **IS THERE ANY TIME WHEN YOU WANTED TO BE LIKE (name)?** _____
- 17-3,8d **IS THERE ANY TIME WHEN YOU DECIDED THAT NOT PRACTICING WAS A GOOD THING?** _____
- 17-3,8e **DID YOU EVER DO ANYTHING BAD TO (name)?** _____
- 17-3,8f **ARE THERE ANY DIFFERENCES BETWEEN (name) AND YOURSELF?**
ARE THERE ANY SIMILARITIES BETWEEN (name) AND YOURSELF? _____
- 17-3,9 **DO YOU HAVE ANY RESERVATIONS ABOUT PRACTICING?** _____
- 17-3,10 **DO YOU HAVE ANY RESERVATIONS ABOUT GETTING SOMEONE ELSE TO PRACTICE?** _____

PRECEPT 18: RESPECT THE RELIGIOUS BELIEFS OF OTHERS

- 18,1 **HAVE THE PC READ THE PRECEPT (aloud).** _____
- 18,2 **CLEAR ANY MIS-U WORD IN THE PRECEPT.** _____
- 18,3 **HAVE THE PC READ THE SECTION (aloud).** _____
- 18,4 **CLEAR ANY MIS-U WORD IN THE SECTION.** _____
- 18,5a **IS THERE ANYTHING YOU HAVE RUN ACROSS ABOUT RESPECTING THE RELIGIOUS BELIEFS OF OTHERS WHICH YOU COULDN’T THINK WITH?** _____
- 18,5b **IS THERE ANYTHING YOU HAVE ENCOUNTERED ABOUT RESPECTING THE RELIGIOUS BELIEFS OF OTHERS WHICH DIDN’T SEEM TO ADD UP?** _____
- 18,5c **IS THERE SOMETHING ABOUT RESPECTING THE RELIGIOUS BELIEFS OF OTHERS WHICH NEVER MADE ANY SENSE TO YOU?** _____
- 18,5d **DID YOU COME ACROSS ANY DATA ON THE PRECEPT “RESPECT THE RELIGIOUS BELIEFS OF OTHERS” THAT YOU HAD NO USE FOR?** _____



- 18,5e **DO YOU KNOW OF ANY DATUM THAT MAKES IT UNNECESSARY FOR YOU TO FOLLOW THE PRECEPT “RESPECT THE RELIGIOUS BELIEFS OF OTHERS”?** _____
- 18,6 **HOW HAVE OTHERS TRANSGRESSED AGAINST THE PRECEPT “RESPECT THE RELIGIOUS BELIEFS OF OTHERS”?** _____
- 18,7 **HOW HAVE YOU TRANSGRESSED AGAINST THE PRECEPT “RESPECT THE RELIGIOUS BELIEFS OF OTHERS”?** _____
- 18,8a **IS THERE ANY SPECIFIC PERSON IN YOUR PAST WHO REALLY TRANSGRESSED AGAINST THE PRECEPT “RESPECT THE RELIGIOUS BELIEFS OF OTHERS”?** _____
- 18,8b **CAN YOU RECALL AN EXACT MOMENT WHEN YOU OBSERVED (name) DOING THAT?** _____
- 18,8c **IS THERE ANY TIME WHEN YOU WANTED TO BE LIKE (name)?** _____
- 18,8d **IS THERE ANY TIME WHEN YOU DECIDED THAT NOT RESPECTING THE RELIGIOUS BELIEFS OF OTHERS WAS A GOOD THING?** _____
- 18,8e **DID YOU EVER DO ANYTHING BAD TO (name)?** _____
- 18,8f **ARE THERE ANY DIFFERENCES BETWEEN (name) AND YOURSELF?**
ARE THERE ANY SIMILARITIES BETWEEN (name) AND YOURSELF? _____
- 18,9 **DO YOU HAVE ANY RESERVATIONS ABOUT RESPECTING THE RELIGIOUS BELIEFS OF OTHERS?** _____
- 18,10 **DO YOU HAVE ANY RESERVATIONS ABOUT GETTING SOMEONE ELSE TO RESPECT THE RELIGIOUS BELIEFS OF OTHERS?** _____
- PRECEPT 19: TRY NOT TO DO THINGS TO OTHERS THAT YOU WOULD NOT LIKE THEM TO DO TO YOU**
- 19,1 **HAVE THE PC READ THE PRECEPT (aloud).** _____
- 19,2 **CLEAR ANY MIS-U WORD IN THE PRECEPT.** _____
- 19,3 **HAVE THE PC READ THE SECTION (aloud).** _____
- 19,4 **CLEAR ANY MIS-U WORD IN THE SECTION.** _____



- 19,5a **IS THERE ANYTHING YOU HAVE RUN ACROSS ABOUT TRYING NOT TO DO THINGS TO OTHERS THAT YOU WOULD NOT LIKE THEM TO DO TO YOU WHICH YOU COULDN'T THINK WITH?** _____
- 19,5b **IS THERE ANYTHING YOU HAVE ENCOUNTERED ABOUT TRYING NOT TO DO THINGS TO OTHERS THAT YOU WOULD NOT LIKE THEM TO DO TO YOU WHICH DIDN'T SEEM TO ADD UP?** _____
- 19,5c **IS THERE SOMETHING ABOUT TRYING NOT TO DO THINGS TO OTHERS THAT YOU WOULD NOT LIKE THEM TO DO TO YOU WHICH NEVER MADE ANY SENSE TO YOU?** _____
- 19,5d **DID YOU COME ACROSS ANY DATA ON THE PRECEPT "TRY NOT TO DO THINGS TO OTHERS THAT YOU WOULD NOT LIKE THEM TO DO TO YOU" THAT YOU HAD NO USE FOR?** _____
- 19,5e **DO YOU KNOW OF ANY DATUM THAT MAKES IT UNNECESSARY FOR YOU TO FOLLOW THE PRECEPT "TRY NOT TO DO THINGS TO OTHERS THAT YOU WOULD NOT LIKE THEM TO DO TO YOU"?** _____
- 19,6 **HOW HAVE OTHERS TRANSGRESSED AGAINST THE PRECEPT "TRY NOT TO DO THINGS TO OTHERS THAT YOU WOULD NOT LIKE THEM TO DO TO YOU"?** _____
- 19,7 **HOW HAVE YOU TRANSGRESSED AGAINST THE PRECEPT "TRY NOT TO DO THINGS TO OTHERS THAT YOU WOULD NOT LIKE THEM TO DO TO YOU"?** _____
- 19,8a **IS THERE ANY SPECIFIC PERSON IN YOUR PAST WHO REALLY TRANSGRESSED AGAINST THE PRECEPT "TRY NOT TO DO THINGS TO OTHERS THAT YOU WOULD NOT LIKE THEM TO DO TO YOU"?** _____
- 19,8b **CAN YOU RECALL AN EXACT MOMENT WHEN YOU OBSERVED (name) DOING THAT?** _____
- 19,8c **IS THERE ANY TIME WHEN YOU WANTED TO BE LIKE (name)?** _____
- 19,8d **IS THERE ANY TIME WHEN YOU DECIDED THAT DOING THINGS TO OTHERS THAT YOU WOULD NOT LIKE THEM TO DO TO YOU WAS A GOOD THING?** _____



- 19,8e **DID YOU EVER DO ANYTHING BAD TO (name)?** _____
- 19,8f **ARE THERE ANY DIFFERENCES BETWEEN (name) AND YOURSELF?**
ARE THERE ANY SIMILARITIES BETWEEN (name) AND YOURSELF? _____
- 19,9 **DO YOU HAVE ANY RESERVATIONS ABOUT TRYING NOT TO DO THINGS TO OTHERS THAT YOU WOULD NOT LIKE THEM TO DO TO YOU?** _____
- 19,10 **DO YOU HAVE ANY RESERVATIONS ABOUT GETTING SOMEONE ELSE TO TRY NOT TO DO THINGS TO OTHERS THAT HE WOULD NOT LIKE OTHERS TO DO TO HIM?** _____

PRECEPT 20: TRY TO TREAT OTHERS AS YOU WOULD WANT THEM TO TREAT YOU

- 20,1 **HAVE THE PC READ THE PRECEPT (aloud).** _____
- 20,2 **CLEAR ANY MIS-U WORD IN THE PRECEPT.** _____
- 20,3 **Due to the length of the text of this precept, the Word**
 20,4 **Clearing of the text is done by having the pc read over one section or part of the text, and then checking for Mis-U's in that part.** Each of the virtues is taken up and word cleared individually. _____
- 20,5 **Get the pc to imagine being treated by others according to each virtue in turn.** One simply has the pc imagine each, then tell you how he imagined it. If the pc has some charge on a virtue, handle it with 2WC. Each virtue should F/N on the pc imagining being treated that way.
“CAN YOU IMAGINE BEING TREATED _____”
“TELL ME HOW YOU IMAGINED IT”
 (unless pc has already told you).

- | | | | |
|-------------------------------------|-------|--------------------------------|-------|
| 5a. justly? | _____ | 5k. with forgiveness? | _____ |
| 5b. with loyalty? | _____ | 5l. benevolently? | _____ |
| 5c. with good sportsmanship? | _____ | 5m. with belief in you? | _____ |
| 5d. fairly? | _____ | 5n. with respect? | _____ |
| 5e. honestly? | _____ | 5o. politely? | _____ |
| 5f. with kindness? | _____ | 5p. with dignity? | _____ |
| 5g. considerately? | _____ | 5q. with admiration? | _____ |
| 5h. with compassion? | _____ | 5r. with appreciation? | _____ |
| 5i. with self-control? | _____ | 5s. with friendliness? | _____ |
| 5j. with tolerance? | _____ | 5t. with love? | _____ |
| | | 5u. with integrity? | _____ |



20,6 **Get the pc to imagine treating another in that fashion.**
(This is handled the same way as 20,5.)

“CAN YOU IMAGINE TREATING ANOTHER AND OTHERS _____”

“TELL ME HOW YOU IMAGINED DOING IT.”

- | | | | |
|------------------------------|-------|------------------------|-------|
| 6a. justly? | _____ | 6k. with forgiveness? | _____ |
| 6b. with loyalty? | _____ | 6l. benevolently? | _____ |
| 6c. with good sportsmanship? | _____ | 6m. with belief? | _____ |
| 6d. fairly? | _____ | 6n. with respect? | _____ |
| 6e. honestly? | _____ | 6o. politely? | _____ |
| 6f. with kindness? | _____ | 6p. with dignity? | _____ |
| 6g. considerately? | _____ | 6q. with admiration? | _____ |
| 6h. with compassion? | _____ | 6r. with appreciation? | _____ |
| 6i. with self-control? | _____ | 6s. with friendliness? | _____ |
| 6j. with tolerance? | _____ | 6t. with love? | _____ |
| | | 6u. with integrity? | _____ |

20,7 **HAVE THE PC REREAD THE PRECEPT** (full text). _____

20,8 **DO YOU HAVE ANY RESERVATIONS ABOUT TRYING TO TREAT OTHERS AS YOU WOULD LIKE THEM TO TREAT YOU?** _____

20,9 **DO YOU HAVE ANY RESERVATIONS ABOUT GETTING OTHERS TO TREAT YOU THE WAY THEY WOULD WANT TO BE TREATED?** _____

PRECEPT 21: FLOURISH AND PROSPER

21,1 **HAVE THE PC READ THE PRECEPT** (aloud). _____

21,2 **CLEAR ANY MIS-U WORD IN THE PRECEPT.** _____

21,3 **HAVE THE PC READ THE SECTION** (aloud). _____

21,4 **CLEAR ANY MIS-U WORD IN THE SECTION.** _____

21,5a **IS THERE ANYTHING YOU HAVE RUN ACROSS ABOUT FLOURISHING AND PROSPERING WHICH YOU COULDN'T THINK WITH?** _____

21,5b **IS THERE ANYTHING YOU HAVE ENCOUNTERED ABOUT FLOURISHING AND PROSPERING WHICH DIDN'T SEEM TO ADD UP?** _____

21,5c **IS THERE SOMETHING ABOUT FLOURISHING AND PROSPERING WHICH NEVER MADE ANY SENSE TO YOU?** _____

21,5d **DID YOU COME ACROSS ANY DATA ON THE PRECEPT “FLOURISH AND PROSPER” THAT YOU HAD NO USE FOR?** _____



- 21,5e **DO YOU KNOW OF ANY DATUM THAT MAKES IT UNNECESSARY FOR YOU TO FOLLOW THE PRECEPT “FLOURISH AND PROSPER”?** _____
- 21,6 **HOW HAVE OTHERS TRANSGRESSED AGAINST THE PRECEPT “FLOURISH AND PROSPER”?** _____
- 21,7 **HOW HAVE YOU TRANSGRESSED AGAINST THE PRECEPT “FLOURISH AND PROSPER”?** _____
- 21,8a **IS THERE ANY SPECIFIC PERSON IN YOUR PAST WHO REALLY TRANSGRESSED AGAINST THE PRECEPT “FLOURISH AND PROSPER”?** _____
- 21,8b **CAN YOU RECALL AN EXACT MOMENT WHEN YOU OBSERVED (name) DOING THAT?** _____
- 21,8c **IS THERE ANY TIME WHEN YOU WANTED TO BE LIKE (name)?** _____
- 21,8d **IS THERE ANY TIME WHEN YOU DECIDED THAT NOT FLOURISHING AND PROSPERING WAS A GOOD THING?** _____
- 21,8e **DID YOU EVER DO ANYTHING BAD TO (name)?** _____
- 21,8f **ARE THERE ANY DIFFERENCES BETWEEN (name) AND YOURSELF?** _____
ARE THERE ANY SIMILARITIES BETWEEN (name) AND YOURSELF? _____
- 21,9 **DO YOU HAVE ANY RESERVATIONS ABOUT FLOURISHING AND PROSPERING?** _____
- 21,10 **DO YOU HAVE ANY RESERVATIONS ABOUT GETTING SOMEONE ELSE TO FLOURISH AND PROSPER?** _____

EPILOGUE

- EP 1. **HAVE THE PC READ THE EPILOGUE (aloud).** _____
- EP 2. **CLEAR UP ANY MIS-U WORD IN IT.** _____
- EP 3. **IS THERE ANYTHING IN THE EPILOGUE THAT YOU DISAGREE WITH?** _____
 (Find out what it is and acknowledge it. Check for and handle any Mis-U words in the epilogue, then check for and handle any false data on it with standard False Data Stripping procedure. Once handled, have the pc read the epilogue again.)
- EP 4. **DO YOU ANTICIPATE ANY DIFFICULTY IN APPLYING WHAT YOU READ IN THE EPILOGUE?** _____
 (If so, 2WC to F/N. Flatten any incomplete precept that may come up.)

EP 5. **DO YOU HAVE ANY RESERVATIONS ABOUT FOLLOWING THE PRECEPTS OF *The Way to Happiness*?**

(If so, 2WC to F/N. If this does not fully handle, the RD is incomplete. Return the folder to the C/S who will C/S for any needed repair and completion of the RD.)

EP 6. **DO YOU HAVE ANY RESERVATIONS ABOUT GETTING ANOTHER OR OTHERS TO FOLLOW THE PRECEPTS OF *The Way to Happiness*?**

(If so, handle as in EP 5.)

EP 7. **HOW DO YOUR LIFE AND FUTURE SEEM TO YOU NOW?**

(Allow the pc to tell you. The pc should be VVGIs and F/Ning at this point. If this is not the case, handle any obvious out-rud or do an HRL, and get the folder to the C/S.)

L. RON HUBBARD
Founder

Compilation assisted by
LRH Technical Research
and Compilations



HUBBARD COMMUNICATIONS OFFICE
Saint Hill Manor, East Grinstead, Sussex

HCO BULLETIN OF 20 JANUARY 1984

Remimeo
HRD Checksheets
HRD Auditors
HRD C/Ses
Qual Div Personnel

Happiness Rundown Series 4-1

HRD PRECEPTS ASSESSMENT LIST

Refs:

HCOB 17 Jan. 84	HRD Series 2 HAPPINESS RUNDOWN BASICS
HCOB 18 Jan. 84	HRD Series 3 HOW TO AUDIT THE HRD
HCOB 19 Jan. 84	HRD Series 4 HAPPINESS RUNDOWN COMMAND SHEETS

The following form is used when the Happiness Rundown is audited by the assessment method.

The list is assessed Method 5. The reading precepts and subprecepts are then handled in sequence, in order of the largest reading item first, then the next largest reading item, and so on.

Each reading item is handled using the basic 1–10 steps of the HRD procedure, per HCOB 17 Jan. 84, HRD Series 2, HAPPINESS RUNDOWN BASICS.

PC NAME: _____ DATE: _____

AUDITOR: _____ ORG: _____

1. TAKE CARE OF YOURSELF. _____
- 1-1. GET CARE WHEN YOU ARE ILL. _____
- 1-2. KEEP YOUR BODY CLEAN. _____
- 1-3. PRESERVE YOUR TEETH. _____
- 1-4. EAT PROPERLY. _____
- 1-5. GET REST. _____
2. BE TEMPERATE. _____
- 2-1. DO NOT TAKE HARMFUL DRUGS. _____
- 2-2. DO NOT TAKE ALCOHOL TO EXCESS. _____



3. **DON'T BE PROMISCUOUS.** _____
- 3-1. **BE FAITHFUL TO YOUR SEXUAL PARTNER.** _____
4. **LOVE AND HELP CHILDREN.** _____
5. **HONOR AND HELP YOUR PARENTS.** _____
6. **SET A GOOD EXAMPLE.** _____
7. **SEEK TO LIVE WITH THE TRUTH.** _____
- 7-1. **DO NOT TELL HARMFUL LIES.** _____
- 7-2. **DO NOT BEAR FALSE WITNESS.** _____
8. **DO NOT MURDER.** _____
9. **DON'T DO ANYTHING ILLEGAL.** _____
10. **SUPPORT A GOVERNMENT DESIGNED AND RUN FOR ALL THE PEOPLE.** _____
11. **DO NOT HARM A PERSON OF GOODWILL.** _____
12. **SAFEGUARD AND IMPROVE YOUR ENVIRONMENT.** _____
- 12-1. **BE OF GOOD APPEARANCE.** _____
- 12-2. **TAKE CARE OF YOUR OWN AREA.** _____
- 12-3. **HELP TAKE CARE OF THE PLANET.** _____
13. **DO NOT STEAL.** _____
14. **BE WORTHY OF TRUST.** _____
- 14-1. **KEEP YOUR WORD ONCE GIVEN.** _____
15. **FULFILL YOUR OBLIGATIONS.** _____
16. **BE INDUSTRIOUS.** _____
17. **BE COMPETENT.** _____
- 17-1. **LOOK.** _____
- 17-2. **LEARN.** _____
- 17-3. **PRACTICE.** _____
18. **RESPECT THE RELIGIOUS BELIEFS OF OTHERS.** _____
19. **TRY NOT TO DO THINGS TO OTHERS THAT YOU WOULD NOT LIKE THEM TO DO TO YOU.** _____



20. **TRY TO TREAT OTHERS AS YOU WOULD WANT THEM
TO TREAT YOU.**

21. **FLOURISH AND PROSPER.**

L. RON HUBBARD
Founder



HUBBARD COMMUNICATIONS OFFICE
Saint Hill Manor, East Grinstead, Sussex

HCO BULLETIN OF 21 JANUARY 1984R
REVISED 20 JULY 1988

Remimeo
HRD Checksheets
HRD Auditors
HRD C/S
Qual Div Personnel

Happiness Rundown Series 5R

HAPPINESS RUNDOWN REPAIR LIST (HRL)

This correction list is used to repair auditing errors on the Happiness Rundown.

The list may be assessed Method 3 or Method 5. (Refs: HCOB 28 May 70, CORRECTION LISTS, USE OF; HCOB 20 Dec. 71, C/S Series 72, USE OF CORRECTION LISTS; HCOB 10 June 71 I, C/S Series 44R, PROGRAMING FROM PREPARED LISTS)

1. **DID YOU GO EXTERIOR?** _____
(Indicate and handle per Int Series HCOBs, or turn the pc over to an auditor classed to do so.)
2. **LIST ERROR?** _____
(Find out what list, and repair it with an L4BRA.)
3. **IS THERE AN ARC BREAK?** _____
(Get what it is and handle with ARCU CDEINR, E/S to F/N.)
4. **DID YOU GET UPSET DURING A SESSION?** _____
(Get what it is and handle with ARCU CDEINR, E/S to F/N.)
5. **WAS THERE AN UPSET IN LIFE BETWEEN SESSIONS?** _____
(Get what it is and handle with ARCU CDEINR, E/S to F/N.)
6. **IS THERE A PROBLEM?** _____
(Get what it is and handle with E/S to F/N.)
7. **IS THERE SOMETHING YOU'RE WORRIED ABOUT?** _____
(Get what it is and handle with E/S to F/N.)
8. **WAS A WITHHOLD MISSED?** _____
(Pull it with standard M/W/H handling procedure, E/S to F/N.)
9. **IS THERE SOMETHING YOU HAVEN'T TOLD ME?** _____
(Pull it with standard M/W/H handling procedure, E/S to F/N.)



10. **IS THERE SOMETHING THAT YOU DIDN'T TELL YOUR AUDITOR?** _____
(Pull it with standard M/W/H handling procedure, E/S to F/N.)
11. **HAS THERE BEEN SOME WORD OR COMMAND YOU HAVEN'T UNDERSTOOD?** _____
(Find and clear the misunderstood words to F/N.)
12. **WERE YOU PROTESTING?** _____
(2WC E/S to F/N.)
13. **HAS THERE BEEN ANY EVALUATION?** _____
(2WC E/S to F/N.)
14. **HAS THERE BEEN ANY INVALIDATION OF YOUR GAINS?** _____
(2WC E/S to F/N.)
15. **HAS THERE BEEN ANY INVALIDATION OF THE HAPPINESS RUNDOWN?** _____
(2WC E/S to F/N.)
16. **WAS AN F/N OVERRUN?** _____
(Find out which question or action was overrun past F/N and indicate. If no F/N, rehab to F/N.)
17. **WAS AN F/N MISSED?** _____
(Find out which question or action was overrun past F/N and indicate. If no F/N, rehab to F/N.)
18. **WERE YOU RUN PAST A COGNITION ON A PRECEPT?** _____
(Indicate, and rehab to F/N.)
19. **WERE YOU RUN ON AN UNCHARGED QUESTION?** _____
(Find out which question and indicate that the auditor missed that it didn't read. If no F/N, take it E/S to F/N.)
20. **WAS A FALSE READ TAKEN UP?** _____
(Find out which question this occurred on and indicate. If no F/N, take the false read E/S to F/N.)
21. **WAS A QUESTION LEFT UNFLAT?** _____
(Find out which question and flatten it.)
22. **WAS A PERSON LEFT UNFLAT?** _____
(Find which person and which precept and handle using steps 8b–8f of the HRD procedure.)
23. **WAS A PRECEPT LEFT UNFLAT?** _____
(Find out which precept and handle using HRD steps 1–10. If pc does not know which precept it is, HRD assessment method may be used.)



24. **WAS SOMETHING LEFT UNFLAT?** _____
 (Find out which question or action was left unflat and flatten it. HRD assessment method procedure may be used if meter is reading on “a precept was left unflat” but pc does not know which precept it is.)
25. **WAS A READ MISSED?** _____
 (Find out which question or action the read was missed on and run and flatten it.)
26. **WAS A CHARGED QUESTION NOT RUN?** _____
 (Find which question and run it.)
27. **DO YOU HAVE ATTENTION ON A PRECEPT THAT HASN'T BEEN TAKEN UP YET?** _____
 (Get which precept or precepts and handle with HRD procedure.)
28. **WAS THERE A COGNITION YOU DIDN'T MENTION?** _____
 (Get the pc to tell you, and acknowledge it. If no F/N, rehab it. It may have occurred in or out of session.)
29. **WAS A COGNITION NOT ACCEPTED?** _____
 (Find what cognition, and acknowledge it. If no F/N, rehab it.)
30. **DID THE AUDITOR REFUSE TO ACCEPT WHAT YOU WERE SAYING?** _____
 (Indicate, and handle E/S to F/N.)
31. **WAS AN EARLIER AUDITING ERROR RESTIMULATED?** _____
 (Get what it was and handle with the appropriate correction list, or an LIC “In _____ session . . .”)
32. **HAS ANYONE ELSE BEEN AUDITING YOU DURING THE HAPPINESS RUNDOWN?** _____
 (2WC to find out who was auditing the pc, and on what. If no F/N, handle with the appropriate correction list. Note data for the C/S.)
33. **HAS ANYONE DONE SOME OTHER FORM OF CASE ACTION ON YOU DURING THE HAPPINESS RUNDOWN?** _____
 (2WC to find out what case action has been done. If no F/N, handle with the appropriate correction list. Note data for C/S.)
34. **WAS THE HAPPINESS RUNDOWN INTERRUPTED?** _____
 (Indicate. If no F/N, take it E/S to F/N.)
35. **HAVE YOU BEEN DOING ANY OTHER PRACTICE BETWEEN SESSIONS?** _____
 (2WC E/S to F/N. Note for C/S.)



36. **HAVE YOU TAKEN ANY DRUGS, MEDICINE OR ALCOHOL DURING THE HAPPINESS RUNDOWN?** _____
 (2WC E/S to F/N. Note what the pc took and any reads for future drug handlings.)
 (Note to C/S: If the pc is ill, see that proper medical treatment is obtained and assists done as needed, then complete the HRD.)
37. **DURING THE HAPPINESS RUNDOWN IS THERE ANYTHING YOU HAVE DECIDED?** _____
 (2WC E/S to F/N.)
38. **CONCERNING THE HAPPINESS RUNDOWN, DO YOU HAVE ANY CONSIDERATIONS?** _____
 (2WC E/S to F/N.)
39. **HAVE YOU THOUGHT OF A TRANSGRESSION YOU DON'T DARE MENTION?** _____
 (Pull it with standard M/W/H handling procedure, E/S to F/N.)
40. **ARE YOU AFRAID YOU'LL GET IN TROUBLE IF SOMETHING IS FOUND OUT?** _____
 (Pull it with standard M/W/H handling procedure, E/S to F/N.)
41. **HAS AN OVERT BEEN RESTIMULATED?** _____
 (Pull it, E/S to F/N.)
42. **IS THERE SOME PRECEPT THAT YOU FEEL INCLINED TO TRANSGRESS AGAINST?** _____
 (Find out when he transgressed against the precept and continue with steps A–G of False Purpose Rundown procedure. If you are not an FPRD Auditor, 2WC E/S to F/N, then end the session and turn the pc over to an FPRD Auditor to handle with FPRD procedure.)
43. **IS THERE SOME PRECEPT THAT YOU HAVE TO RESTRAIN YOURSELF FROM TRANSGRESSING AGAINST?** _____
 (Find out when he transgressed against the precept and continue with steps A–G of False Purpose Rundown procedure. If you are not an FPRD Auditor, 2WC E/S to F/N, then end the session and turn the pc over to an FPRD Auditor to handle with FPRD procedure.)
44. **IS THERE SOME PRECEPT YOU DO NOT INTEND TO KEEP?** _____
 (Find out when he transgressed against the precept and continue with steps A–G of False Purpose Rundown procedure. If you are not an FPRD Auditor, 2WC E/S to F/N, then end the session and turn the pc over to an FPRD Auditor to handle with FPRD procedure.)



45. **IS THERE SOME PRECEPT THAT YOU FEEL YOU WOULDN'T GET OTHERS TO KEEP?** _____
 (Find out what precept and when he himself transgressed against that precept, and continue with steps A–G of False Purpose Rundown procedure. If you are not an FPRD Auditor, 2WC E/S to F/N, then end the session and turn the pc over to an FPRD Auditor to handle with FPRD procedure.)
46. **DO YOU HAVE SOME GOAL OR PURPOSE THAT CONFLICTS WITH KEEPING *THE WAY TO HAPPINESS* PRECEPTS?** _____
 (Handle the goal or purpose with steps C–G of False Purpose Rundown procedure. If you are not an FPRD Auditor, 2WC E/S to F/N, then end the session and turn the pc over to an FPRD Auditor to handle with FPRD procedure.)
47. **DO YOU HAVE A HARMFUL INTENTION CONCERNING A *WAY TO HAPPINESS* PRECEPT?** _____
 (Handle the harmful intention with steps C–G of False Purpose Rundown procedure. If you are not an FPRD Auditor, 2WC E/S to F/N, then end the session and turn the pc over to an FPRD Auditor to handle with FPRD procedure.)
48. **ON THE HAPPINESS RUNDOWN, WAS AN EVIL PURPOSE RESTIMULATED?** _____
 (Handle the evil purpose with steps C–G of False Purpose Rundown procedure. If you are not an FPRD Auditor, 2WC E/S to F/N, then end the session and turn the pc over to an FPRD Auditor to handle with FPRD procedure.)
49. **ON THE HAPPINESS RUNDOWN, WAS AN INTENTION TO SUCCUMB RESTIMULATED?** _____
 (Handle the intention with steps C–G of False Purpose Rundown procedure. If you are not an FPRD Auditor, 2WC E/S to F/N, then end the session and turn the pc over to an FPRD Auditor to handle with FPRD procedure.)
50. **WAS THERE NOTHING WRONG IN THE FIRST PLACE?** _____
 (Indicate, and handle E/S to F/N.)
51. **IS SOMETHING ELSE WRONG?** _____
 (Get what and handle, or get the data to the C/S.)

L. RON HUBBARD
 Founder

Revision assisted by
 LRH Technical Research
 and Compilations



HUBBARD COMMUNICATIONS OFFICE
Saint Hill Manor, East Grinstead, Sussex

HCO BULLETIN OF 20 JULY 1988

Remimeo
HRD Checksheets
HRD Auditors
HRD C/Ses
Qual Div
Personnel

Happiness Rundown Series 5R-1

**HAPPINESS RUNDOWN REPAIR LIST
WORD LIST**

Refs:

HCO PL	4 Apr.	72R III	ETHICS AND STUDY TECH
	Rev. 21.6.75		
HCOB	8 July	74R I	Word Clearing Series 53R
	Rev. 24.7.74		CLEAR TO F/N
HCOB	21 June	72 I	Word Clearing Series 38
			METHOD 5
HCOB	9 Aug.	78 II	CLEARING COMMANDS
HCOB	17 July	79RA I	Word Clearing Series 64RA
	Rev. 30.7.83		THE MISUNDERSTOOD WORD DEFINED

These are the words from HCOB 21 Jan. 84R, HRD Series 5R, HAPPINESS RUNDOWN REPAIR LIST (HRL).

These words should be cleared on the pc before the list is actually assessed on him, per HCOB 9 Aug. 78 II, CLEARING COMMANDS.

The staff auditor or intern must have received high-crime checkouts from Qual on the above references before clearing these words in session on an org pc. (Ref: HCO PL 8 Mar. 66, KSW Series 13, HIGH CRIME)

The auditor uses Method 5 Word Clearing when clearing these words.

This word list need only be cleared once in the pc's auditing if correctly cleared the first time.

The fact of having cleared this word list on the pc must be noted in the appropriate place in the pc's folder. (Ref: HCOB 30 Oct. 87, Auditor Admin Series 6RA, THE YELLOW SHEET)

WORDS FROM HAPPINESS RUNDOWN REPAIR LIST

A, about, accept, accepted, action, afraid, against, alcohol, an, any, anyone, anything, ARC break, are, attention, auditing, auditor.

Been, between.

Case, charged, cognition, command, concerning, conflicts, considerations.

Dare, decided, did, didn't, do, doing, done, don't, drugs, during.



Earlier, else, error, evaluation, evil, exterior.

False, feel, first, F/N, form, found, from.

Gains, get, go, goal.

Happiness, harmful, has, hasn't, have, haven't.

If, in, inclined, intend, intention, interrupted, invalidation, is.

Keep, keeping.

Left, life, list.

Me, medicine, mention, missed.

Not, nothing.

Of, on, or, other, others, out, overrun, overt.

Past, person, place, practice, precept, precepts, problem, protesting, purpose.

Question.

Read, refuse, restimulated, restrain, run, rundown.

Saying, session, sessions, some, something, succumb.

Taken, tell, that, the, there, thought, to, told, transgress, transgression, trouble.

Uncharged, understood, unflat, up, upset.

Was, way, were, what, with, withhold, word, worried, wouldn't, wrong.

Yet, you, you'll, your, you're.

L. RON HUBBARD
Founder

Compilation assisted by
LRH Technical Research
and Compilations



HUBBARD COMMUNICATIONS OFFICE
Saint Hill Manor, East Grinstead, Sussex

HCO BULLETIN OF 21 JANUARY 1984RA

Issue II

REVISED 27 JUNE 1989

Remimeo
HRD C/Ses
HRD Auditors
Qual Div Personnel

Happiness Rundown Series 6RA

C/Sing THE HAPPINESS RUNDOWN

Refs:

HCOB 18 Jan. 84	HRD Series 3 HOW TO AUDIT THE HRD
HCOB 17 Jan. 84	HRD Series 2 HAPPINESS RUNDOWN BASICS
HCOB 13 Oct. 82	C/S Series 116 ETHICS AND THE C/S
HCOB 12 Nov. 81RC Rev. 1.7.85	GRADE CHART STREAMLINED FOR LOWER GRADES
HCOB 28 Feb. 84	C/S Series 118 PRETENDED PTS
HCOB 27 Mar. 84	C/S Series 119 STALLED DIANETIC CLEAR: SOLVED

This HCOB takes up the points of technical expertise a C/S needs to successfully case supervise the Happiness Rundown.

C/S QUALIFICATIONS

In order to C/S the HRD, one must be a Class IV C/S and trained on the Happiness Rundown Auditor Course, with a Qual Okay to Audit the Happiness Rundown. Additionally, he must have passed a high-crime checkout on this issue.

PROGRAMING

The Happiness Rundown may be done before or after lower grades or before or after NED (provided that the pc does not go Clear on NED). It may also be delivered after OT III or after any completed level above OT III. The HRD should not be run on a pre-OT between Dianetic Clear and OT III, or between the start of New OT V and completion of New OT VIII, except where the pre-OT is moving slowly or is stalled; in such a case the HRD may be given as part of a program to get the person unstalled and moving up the Bridge again. (Ref: HCOB 27 Mar. 84, C/S Series 119, STALLED DIANETIC CLEAR: SOLVED) It is most optimumly done after Objectives and before lower grades.

In most cases, a Purification Rundown and Objectives are required before beginning the Happiness Rundown. The only cases where this would not be needed are those in case category 4 of HCOB 12 Nov. 81RC, GRADE CHART STREAMLINED FOR LOWER GRADES: "OCA ALL IN THE UPPER HALF OF GRAPH. NO HEAVY DRUG HISTORY."



The HRD would not be begun on a pc in the middle of another major action or who had unhandled outnesses on his case. Such would be spotted in the folder study done by the C/S before programing a case onto this or any rundown and handled as per the C/S Series HCOBs and other basic C/S materials.

Once any needed setups are successfully completed, the rundown is simply begun, right from the top of the command sheets and carrying through the steps as laid out, one after the next. The auditing procedure is given in HCOB 18 Jan. 84, HRD Series 3, HOW TO AUDIT THE HAPPINESS RUNDOWN and in the command sheets themselves.

COMPLETION OF THE RUNDOWN

The rundown is complete when the pc realizes that he really is on the way to happiness. In the process of going through the rundown, the pc should have cleared up any confusions on the subject of morals, cleaned up any and all transgressions against the morals laid out in the booklet *The Way to Happiness* and come out of the valence of any immoral person he may have been in. There should actually be quite a roaring EP on the rundown—it is no minor matter to get these points cleared up, as they are the points where one went off the rails.

HRD BUGS AND REMEDIES

The Happiness Rundown Repair List and its listed handlings are the primary tools used to clean up bugs that may arise with the HRD. There are additionally several handlings that an HRD C/S uses where needed:

1. Assessment Method

The assessment method of auditing the Happiness Rundown is done by doing an assessment of the precepts in the booklet *The Way to Happiness* and handling those that are reading using the steps of the HRD procedure. Use of the assessment method is part of the handling given for several of the questions on the Happiness Rundown Repair List. In these cases it is used to quickly locate precepts which are charged and in need of handling with the basic steps of the HRD procedure.

Another of the uses of the assessment method is given in the following section.

2. Rerunning the Rundown

If the end of the HRD command sheets has been reached without the full EP of the rundown having been achieved, an HRL should be assessed and handled to pick up any errors in the auditing. If in the course of this repair it becomes apparent that the EP of the rundown was achieved earlier, it can be rehabbed once any BPC or upset has been handled. If after the repair it is evident that the rundown is incomplete, it is simply redone using the assessment method, as something has been missed.



3. **Drugs**

You may encounter a pc whose drug case is heavily interfering with his ability to run on the HRD. The solution is to end off the HRD at a flat point and get the pc through whichever of the Drug Rundowns is appropriate to his case level. After the Drug Rundown, get the HRD auditing he has already had thoroughly repaired and then complete the rundown.

Such a case should not have been put onto the HRD in the first place, not being properly set up for the rundown. The unhandled drugs should have been spotted and adequately handled previously.

4. **“Unreading” Prepared Lists or “Unreading” HRD Commands**

If you get a report of “no reads” or get mostly false reads on an HRL (or other repair list), realize that you are looking at out-assessment TRs and/or out-metering. Also, if an auditor turns in a report showing all or many of the HRD commands to be “unreading,” realize that you are looking at a situation of out-TRs and/or out-metering. Get that auditor cleaned up using HCOB 22 Apr. 80R, ASSESSMENT DRILLS and get the pc’s BPC properly located and handled. Don’t start puzzling or going unusual because a prepared list “doesn’t work.” (Ref: HCOB 6 Dec. 73, C/S Series 90, THE PRIMARY FAILURE)

Another indicator that an auditor’s metering is probably faulty is a pc who says that the things that have been taken up and handled in doing the rundown really don’t seem to be correct, wasn’t really interested in them, etc. The handling in such a case is again to get the auditor’s metering handled and an HRL assessed on the pc and its handlings done.

5. **O/Ws or Evil Purposes**

The Happiness Rundown Repair List includes questions that will detect a pc who has gotten plowed into an inability to free up on something on the HRD due to O/Ws or evil purposes. The instructions for handling these questions include use of False Purpose Rundown procedure, to be done by an FPRD Auditor. If, after doing the HRL standardly, the pc is not then able to successfully run the HRD, he should be programed over onto False Purpose Rundown auditing and given the form or forms necessary to free him up from the restimulated O/Ws and evil purposes, and then returned to the Happiness Rundown.

MIXING RUNDOWNS

Remember that the HRD is a specific rundown, with its own procedures and repairs. It is not to be mixed with other rundowns or have repairs intended for other rundowns or types of auditing applied to it. (Ref: HCOB 28 Sept. 82, C/S Series 115, MIXING RUNDOWNS AND REPAIRS)



SUMMARY

C/Sed and audited standardly, the Happiness Rundown is a powerful tool for use in creating a saner, happier environment. I count on HRD C/Ses to use this tool to the fullest.

L. RON HUBBARD
Founder

Revision assisted by
LRH Technical Research
and Compilations

HUBBARD COMMUNICATIONS OFFICE
Saint Hill Manor, East Grinstead, Sussex

HCO BULLETIN OF 21 JANUARY 1984R

Issue III

REVISED 20 JULY 1988

Remimeo
HRD Auditors
HRD C/Ses
HRD Checksheets
All C/Ses in
Advanced Orgs
and Above
Qual Personnel

Happiness Rundown Series 7R

**DELIVERY OF THE HAPPINESS RUNDOWN
TO CLEARS AND OTs**

Refs:

HCOB 28 Sept. 82	C/S Series 115 MIXING RUNDOWNS AND REPAIRS
HCOB 23 July 69	AUDITOR ASSIGNMENT POLICIES
HCOB 15 Jan. 84	HAPPINESS RUNDOWN ADDITIVES
HCOB 4 July 79	HANDLING CORRECTION LISTS ON OTs
HCOB 27 Mar. 84	C/S Series 119 STALLED DIANETIC CLEAR: SOLVED

Modifies:

HCOB 23 Dec. 71RA Rev. 1.7.85	C/S Series 73RA THE NO-INTERFERENCE AREA CLARIFIED AND REENFORCED
----------------------------------	---

The HRD should not be delivered between Dianetic Clear and completion of OT III, nor between the start of New OT V and completion of New OT VIII, except where the pre-OT is moving slowly or stalled and not moving up the Bridge. Such pre-OTs may be given the HRD as part of a program to get them unstalled and moving again. (Ref: HCOB 27 Mar. 84, C/S Series 119, STALLED DIANETIC CLEAR: SOLVED)

In order to audit a Dianetic Clear or above, the auditor must be of the same case level as the pre-OT (or higher), fully qualified to audit persons of that case level, AND a trained and certified Happiness Rundown Auditor. The C/S must be fully trained and certified to C/S persons of the pre-OT's case level and an HRD C/S.

This means that New OT I's and above may receive the HRD only at a Sea Org org which has the technical personnel and lines necessary to service them.

L. RON HUBBARD
Founder

Revision assisted by
LRH Technical Research
and Compilations



THE FALSE PURPOSE RUNDOWN SERIES



BPI
Remimeo
Auditors
C/Ses

False Purpose Rundown Series 1R

FALSE PURPOSE RUNDOWN

Refs:

Book: *Advanced Procedure & Axioms*, Chapter "Postulates"

Book: *Scientology 0-8: The Book of Basics*, Chapter "Consideration and Mechanics"

HCOB 27 Mar. 84

C/S Series 119

STALLED DIANETIC CLEAR: SOLVED

HCOB 30 July 80

THE NATURE OF A BEING

That beings are basically good and are seeking to survive are two fundamental principles of Scientology.

A being's basic goodness can be made brightly evident or be heavily obscured, the quality of his life and survival potential can be enhanced or reduced, all through a factor fundamental to the thetan himself: PURPOSES.

Where a being has accumulated nonsurvival purposes and intentions, he will be found to be having, doing and being far below his potential. Having committed overt acts (prompted by false, nonsurvival intentions and purposes), he then restrains himself from action. Achievement, stability, certainty, respect for self, and even the thetan's innate power can seem to deteriorate or disappear altogether.

And it can be found that many of these contrasurvival purposes have been fettering the being for a VERY long time. Recent upper-level research breakthroughs have led to the development of a new rundown designed to slash straight through to the root of such false purposes and unwanted intentions and BLOW them.

The name of this new rundown is the FALSE PURPOSE RUNDOWN.

RESEARCH

The tech research done was quite extensive and involves several major discoveries. But I'll let you in on one thing: There were psychiatrists who existed way, way back on the track.

It was the aim of these psychs back on the whole track to very carefully push in people's anchor points to prevent them from *reaching*. The psychs were, themselves, a bunch of terrified cowards, and the prevention of reaching was one facet of their operation. Handling overts, withholds and nonsurvival purposes

with the False Purpose Rundown has proven highly effective in undoing the effects of the “work” of psychs on the whole track, and *restoring* the thetan’s willingness and ability to reach.

DELIVERY

The False Purpose Rundown may only be delivered by an auditor who has completed the HUBBARD FALSE PURPOSE RUNDOWN AUDITOR (HF-PRDA) Course, where one studies the materials of the new tech breakthroughs and masters the laser-precise techniques of False Purpose Rundown auditing. The rundown may only be C/Sed by a Class V Graduate C/S (or above) who also has been thoroughly trained in the tech of the False Purpose Rundown as both an auditor AND a Case Supervisor.

The auditing is very fast and very direct.

And—hold your hat—though it is the result of research into the far reaches of the OT band, it can be delivered to persons who have just begun on their way up the Bridge! Case prerequisites for the rundown are determined by the Case Supervisor, based on the pc’s drug history and personality test results. Some pcs will need no prior case actions at all. (Ref: HCOB 12 Nov. 81RB, GRADE CHART STREAMLINED FOR LOWER GRADES)

RESULTS

Pcs and pre-OTs report—and folder studies confirm—a very high rate of case gain per hour of auditing on this rundown, with unwanted fixed conditions and considerations dropping away left and right.

Barriers to enjoyment of life and attainment of goals that before seemed solid and formidable can be whisked away like a puff of smoke before a fresh gust of wind. What would be left if such barriers were gone? Certainty of self and one’s basic purposes and intentions—and a revitalized reach, drive and confidence in one’s ability to achieve them, free from self-restraint.

And that spells a better game!

L. RON HUBBARD
Founder

Revision assisted by
LRH Technical Research
and Compilations



HUBBARD COMMUNICATIONS OFFICE
Saint Hill Manor, East Grinstead, Sussex

HCO BULLETIN OF 6 JUNE 1984R

Issue IV

REVISED 12 JANUARY 1990

Remimeo
Auditors
C/Ses
MAAs/Ethics Officers
Cramming Officers
HCO
Tech
Qual
HSSC Checksheet
False Purpose RD
Auditors and C/Ses

(Also issued as an HCO PL,
same date and title)

False Purpose Rundown Series 2R

**THE “LOST TECH” OF HANDLING OVERTS
AND EVIL PURPOSES**

Refs:

HCO PL	7 Feb.	65	KSW Series 1 KEEPING SCIENTOLOGY WORKING
HCO PL	17 June	70RB I	KSW Series 5R TECHNICAL DEGRADES
	Rev. 25.10.83		
HCOB	28 Feb.	84	C/S Series 118 PRETENDED PTS
HCOB	13 Oct.	82	C/S Series 116 ETHICS AND THE C/S
HCOB	9 Feb.	79R	KSW Series 23R HOW TO DEFEAT VERBAL TECH CHECKLIST
	Rev. 23.8.84		
HCOB	15 Feb.	79	KSW Series 24 VERBAL TECH: PENALTIES
HCO PL	17 Jan.	79	A NEW TYPE OF CRIME

In a recent review of several cases, I've unearthed some vital tech in the fields of pulling overts and handling evil purposes that had been “lost” (buried) by certain SPs who've long since departed. This tech has now been put fully back into use and—with the addition of totally *new* breakthroughs on the handling of evil purposes—is more powerful than ever.

HISTORY

In early days I developed Security Checking to a high skill, whereby the meter was used to get the exact time, place, form and event nailed down on every overt.

In later years, in rundowns such as Expanded Dianetics, Sec Checking was covertly knocked out of use through verbal tech. This got to the point where some cases, not having been unburdened of later overts and withholds with Sec Checking, were sent off down the track in search of early overts and evil purposes well beyond the confront and reality of the preclear. Attempts were sometimes made to use high-powered L&N questions on such pcs to locate evil purposes and intentions to run. Burdened with unpulled overts, the pcs had a hard time answering such questions.



A few unscrupulous persons who themselves were strenuously avoiding being sec checked put this “tech” out in issues. It of course threw a wrench into the works and was one of the main tricks they pulled in an effort to undermine the workability of Expanded Dianetics.

Sec Checking tech was, some years later, put back into use with a vengeance and many pcs got excellent gains from it. But not all of the tech was restored: The tech of handling evil purposes had been omitted!

What happened was that a “pendulum swing” effect had occurred. At one extreme, only straight pulling of overts and withholds close to present time was stressed. And at the other extreme, scant attention was paid to skilled sec checking of the pc’s current or recent withholds and, instead, auditors were guiding pcs in a search for whole track incidents and evil purposes exclusively.

SUCCESS

The fact is that any auditing aimed at handling the basic factors that can stall a case cannot succeed up to its full potential unless it includes *BOTH*:

- A. *THOROUGH, VIGOROUS PULLING OF THE PC’S OVERTS, AND*
- B. *TRACING THE OVERT BACK TO E/S OVERTS ON THAT CHAIN AND BACK TO THE UNDERLYING EVIL PURPOSE AND CARRYING IT THROUGH TO A FULL BLOW.*

I have since restored the tech of Sec Checking to full use and it is working very well in the hands of skilled auditors.

But now we have the brand-new, startlingly direct and powerful tech of the False Purpose Rundown! Based on discoveries made in upper level research this new rundown has produced spectacular results, including the undoing of psychs’ suppressive actions of long, long ago. But for an auditor to be able to use this new tech he must *first* be a skilled Sec Checker.

This does not mean that the technology of Sec Checking cannot be used, nor is this HCO PL intended to prevent people from being sec checked as part of HCO investigatory or justice actions. Sec Checking is a vital tool in its own right.

ETHICS

If in the future any person is found to be omitting or refusing to deliver the False Purpose RD or related RDs when needed, or doing something else and calling it “False Purpose RD,” he may be called before a Committee of Evidence on a charge of:

ATTEMPTING TO UNDERMINE OR ADVISING OR ENCOURAGING OR CONDONING THE ABANDONMENT OR REDUCTION OF USE OF THE FULL TECHNOLOGY OF LOCATING AND HANDLING OVERTS, EVIL PURPOSES, DESTRUCTIVE INTENTIONS AND NONSURVIVAL CONSIDERATIONS.

This offense is classified as a high crime, and if proven guilty beyond reasonable doubt by a Committee of Evidence, the offender may be declared suppressive and expelled from the Church.



SUMMARY

In this technology lies the key to sanity, certainty, reach and ability. Only the truly suppressive would wish to see it neglected or abandoned.

With this tech in your good hands and well applied, their wish will fade away as they do.

L. RON HUBBARD
Founder

Revision assisted by
LRH Technical Research
and Compilations



HUBBARD COMMUNICATIONS OFFICE
Saint Hill Manor, East Grinstead, Sussex

HCO BULLETIN OF 7 JUNE 1984

Remimeo
False Purpose RD
Auditors and C/Ses
Cramming Officers

False Purpose Rundown Series 3

**THE PRIOR CONFUSION:
NEW TECH BREAKTHROUGH**

Refs:

HCOB	2 Nov.	61	THE PRIOR CONFUSION
HCOB	9 Nov.	61	THE PROBLEMS INTENSIVE USE OF THE PRIOR CONFUSION
HCOB	5 Apr.	71RA	TRIPLE RERUNS
HCOB	26 June	78RA II	NED Series 6RA ROUTINE 3RA ENGRAM RUNNING BY CHAINS (Section on Narrative R3RA)
HCOB	13 Sept.	78	R3RA ENGRAM RUNNING BY CHAINS AND NARRATIVE R3RA AN ADDITIONAL DIFFERENCE
HCOB	28 May	69	HOW NOT TO ERASE
HCOB	6 Oct.	61	TRAINING OF STAFF AUDITORS
HCOB	30 July	62	A SMOOTH HGC 25-HOUR INTENSIVE
Tape:	6110C03		"The Prior Confusion"

The highly effective tech of handling problems on a pc by finding the prior confusion to the problem and pulling O/Ws in that area has been in use since its discovery in the early 60s.

The theory of this is that any fixed idea or condition is the result of a postulate made by the thetan. Just prior to that postulate there was a confusion — an unconfrontable disturbance. The postulate is a stable datum, adopted in an attempt to solve that confusion. By getting off the pc's O/Ws in the area of the confusion, one can key out the postulate and fixed condition.

BREAKTHROUGH

I have just made a breakthrough of magnitude on the subject of the prior confusion while engaged in whole track research. This tech has a broader application than was originally envisioned.

What has actually been spotted here is that the psychs on the whole track created a confusion originally and used the overwhelm of that as the knockout for the implant. They didn't, at that stage of the track, have any other tools to knock beings out. So the mechanism of prior confusion is very early and very dominant.



This breakthrough on the prior confusion comes from spotting the first moment of the confusion.

This does not mean that a pc, in running back an evil purpose, is necessarily going to contact an incident containing a psychiatrist. But you as the auditor should know that that is what this tech discovery is based upon.

HANDLING EVIL PURPOSES

This has immediate application in auditing addressed to the locating and handling of a pc's accumulated evil purposes and nonsurvival considerations.

Once such a purpose or consideration is found, one locates the confusion which occurred just before it. If there is no blow of the purpose or no visible reaction, then one gets an earlier time for the same evil purpose and an earlier confusion to that. **WHEN ONE FINDS THE FIRST MOMENT OF THE FIRST CONFUSION WHICH LED TO THAT EVIL PURPOSE, ONE CAN BLOW THE WHOLE THING.**

Once the FIRST MOMENT of that first confusion on that chain is found, you will normally get a blowdown of the tone arm, a cognition, VVGIs in the pc and a persistent F/N, if not a floating TA.

Getting the first moment of the confusion is crucial. This follows the fundamental auditing principle of the "earlier beginning," as described in the basic books and in New Era Dianetics tech. By locating the earliest moment when the pc had an awareness of the confusion, it can be blown.

SOURCE

The false purpose or evil intention may have been generated by the person himself or directly implanted by another. This new application of prior confusion tech as given in the False Purpose Rundown has been shown to be highly effective regardless of the source of the purpose or intention.

ERRORS

On the False Purpose RD if one gets the prior confusion but the evil purpose doesn't spectacularly blow, it could be due to a number of reasons. But it is primarily one of these two things:

1. The auditor failed to get the EARLIER TIME THE PC HAD THAT SAME PURPOSE and then get the prior confusion beneath it; or
2. The auditor did get the basic prior confusion on that evil purpose, but failed to get the FIRST MOMENT OF THAT CONFUSION.

L. RON HUBBARD
Founder



HUBBARD COMMUNICATIONS OFFICE
Saint Hill Manor, East Grinstead, Sussex

HCO BULLETIN OF 8 JUNE 1984

Remimeo
False Purpose RD
Auditors and C/Ses
Cramming Officers
All Sec Checkers
HSSC Checksheet
False Purpose RD
Checksheet

False Purpose Rundown Series 4

CLEARING JUSTIFICATIONS

(Modifies: HCOB 30 Nov. 78,
CONFESSIONAL PROCEDURE)

Refs:

HCOB 21 Jan. 60	JUSTIFICATION
HCOB 7 July 64	JUSTIFICATIONS
HCOB 8 July 64	MORE JUSTIFICATIONS
Tape: 6406C09	“The Cycle of Action, Its Interpretation on the E-Meter”
Tape: 6406C16	“Communication, Overts and Responsibility”

One of the tools of the successful auditor is the technique of getting off the pc's justifications when pulling overts and withholds. When this tech has fallen out of use, auditing has been less effective. Therefore, in auditing the False Purpose RD it is mandatory that on each overt pulled the pc's justifications of that overt must be cleared.

Additionally, a step is added to Sec Checking procedure of getting the pc's justifications off on each overt that is found.

THEORY

Where the pc is justifying, he is in a nonconfront of his own causation. By justifying he is lessening the severity of the overt, and as long as he has an overt justified, he hasn't taken responsibility for it and it will still be charged. Thus, pulling off the pc's justifications is invaluable in raising his cause and responsibility level.

PROCEDURE

Justifications are asked for after the time, place, form and event of the overt have been gotten and before asking for “who missed it” and E/S.

The pc's justifications can be gotten by asking, “Have you justified that overt?” or “Why wasn't that an overt?” getting that answered and asking for any more justifications until all are gotten. Quite often they will come off in a torrent, to the great relief of the pc.



Example: Auditor is running the Confessional question, “Have you ever stolen an apple?” After getting the pc to answer and give the what, when and so forth of the overt, the auditor asks:

Auditor: “Have you justified that overt?”

Pc: “Yes, I decided it was okay to steal the apples because I was hungry.”

Auditor: “Thank you. How else did you justify it?”

Pc: “Well, the store had so many apples in stock that I knew it wouldn’t hurt them to lose a few . . . and after all, they’ve overcharged me before, so they actually sort of owed it to me, and I always shop there so they’re still making plenty of money from me.”

Auditor: “Okay. How else did you justify it?”

Pc: “That covers it. Boy, I really had that one loaded up with reasons for its being all right!”

Auditor: “Thanks very much. Who missed it?” (Auditor continues on with the “missed” step and then, if no EP, goes E/S on the Sec Check question.)

GRADE IV

This HCOB in no way changes or replaces the “Overt-Justification” process which is run as part of Expanded Grade IV.

Ls

The L Rundowns are audited exactly per the Class X, XI and XII materials and are not added to or modified in any way by this HCOB.

This is quite a powerful bit of tech. Its application can make all the difference in cleaning up an overt.

L. RON HUBBARD
Founder



HUBBARD COMMUNICATIONS OFFICE
Saint Hill Manor, East Grinstead, Sussex

HCO BULLETIN OF 9 JUNE 1984R
REVISED 3 MAY 1985

Remimeo
False Purpose RD
Auditors
False Purpose RD
C/Ses
Cramming Officers

False Purpose Rundown Series 5R

AUDITING THE FALSE PURPOSE RUNDOWN

Refs:

HCOB 5 June 84R	FPRD Series 1R
Rev. 11.1.90	FALSE PURPOSE RUNDOWN
Book: <i>Advanced Procedure and Axioms</i> , Chapter "Postulates"	
HCOB 28 Nov. 70	C/S Series 22
	PSYCHOSIS
HCOB 9 May 77 II	ExDn Series 29
	PSYCHOSIS, MORE ABOUT
HCOB 28 Feb. 84	C/S Series 118
	PRETENDED PTS
HCOB 27 Mar. 84	C/S Series 119
	STALLED DIANETIC CLEAR: SOLVED
HCOB 7 June 84	FPRD Series 3
	THE PRIOR CONFUSION: NEW TECH BREAKTHROUGH
HCOB 8 June 84	FPRD Series 4
	CLEARING JUSTIFICATIONS
HCOB 6 Nov. 64	STYLES OF AUDITING (Level II—Guiding Style)
HCOB 21 Mar. 74	END PHENOMENA
HCOB 1 Mar. 77 II	CONFESSIONAL FORMS

The False Purpose Rundown is a brand-new development in the handling of overts, withholds, evil purposes and destructive intentions. Using this new technique they are traced straight down to their origins and BLOWN.

EVIL PURPOSES

An evil purpose is a destructive purpose, intention or postulate.

I discovered in 1970 that evil purposes are the basis of insanity. A person who continuously commits harmful acts has evil purposes. He is prompted by these purposes to commit overts. (Such a person often tries to keep these overts carefully hidden while continuing to commit them.)

This does *not* mean that every pc who gives off an evil purpose is a raving psychotic or a John Dillinger* or is bent only on destruction. It does *not* mean that any pc who discovers he has been dramatizing a destructive intention is an SP.

***Dillinger:** John Herbert Dillinger (1902—34), American bank robber.



What it does mean is that this is an area that will cause (or, more likely, has already caused) a great deal of difficulty or conflict not only for the pc himself but for those around him.

POSTULATES

Evil purposes are, in effect, postulates.

Research on purposes and postulates and their role in the general aberration of a case goes back as early as 1950, and a lot of material exists on this in HCOBs and in basic Dianetics and Scientology books.

In dealing with this subject we are, in reality, dealing with a whole spectrum of what are actually postulates: considerations, intentions, purposes, service fac-similes and computations. These are all postulates.

Such false purposes, false considerations, quasi-evil purposes and the like can sit squarely in the road of attempts to hat or train or get case gain on a person.

NEW TECH BREAKTHROUGH

Underlying an overt chain you will very often find an evil purpose or destructive intention. In other words, when you start tracking down O/Ws with E/Ses keeping on a certain type of O/W, you will very likely run into an evil purpose on a case. The underlying evil purpose prompts the person to commit and continue committing harmful acts.

The breakthrough that I have made on this line is in the application of prior confusion tech to the handling of overts and evil purposes. Just as an evil purpose can be found at the bottom of a chain of overts, so can a confusion be found just prior to an evil purpose.

Once the first underlying prior confusion on that chain is located, it is only necessary to have the pc spot the **FIRST MOMENT** of it to cause it to blow.

AUDITOR REQUIREMENTS

A False Purpose RD Auditor must be a graduate of the new **HUBBARD FALSE PURPOSE RUNDOWN AUDITOR COURSE** and provenly competent in handling the high-precision tech of the rundown. A prerequisite to this course is the **HUBBARD SENIOR SECURITY CHECKER COURSE**, where one becomes a highly skilled Sec Checker. *NO ONE* who has not successfully completed these two courses may audit the False Purpose Rundown.

The exact requirements to deliver the False Purpose RD are:

1. Student Hat
2. Pro TR Course
3. Class IV Auditor

4. Upper Indoc TR Course (or Upper Indoc TRs previously drilled on any training course)
5. Hubbard Senior Security Checker Course
6. Hubbard False Purpose Rundown Auditor Course (Provisional until interned).

To deliver the False Purpose Rundown to an OT III or New OT IV (which would only be done in an AO or at the FSO) one must have done 1–6 above PLUS:

7. Qualified to audit OT III reviews.

To deliver the False Purpose Rundown to a NOTs pre-OT one must have done all of 1–7 above PLUS:

8. Full training as a Class IX Auditor (Hubbard Advanced Courses Specialist).

FALSE PURPOSE RUNDOWN FORMS

The False Purpose Rundown procedure utilizes a form that consists of a series of questions related to a specific subject or area. There are different False Purpose RD forms which the C/S may include in the pc's program. Whatever form is used, the auditor does the whole form on the pc. Every question is cleared and checked on the meter as per basic Sec Checking tech.

Some of the questions on the form ask for overts (e.g., "Have you ever stolen materials from a school?") and other questions ask directly for evil purposes and destructive intentions (e.g., "Have you had an evil purpose towards a school teacher?").

Form questions which simply ask for overts are taken E/S to basic, and usually lead right to an evil purpose. (See Steps A to G below.)

On questions which directly ask for evil purposes the auditor takes up the procedure from Step C and carries through to EP.

The whole aim in doing this rundown is to locate overts and evil purposes on the case and fully blow them. These two types of Sec Check questions simply give two different approaches to one thing: getting onto the trail that leads to an evil purpose and, once found, blowing the evil purpose.

AUDITING PROCEDURE

IMPORTANT: Before the rundown is started, the pc must have a clear understanding of what is meant by an evil or destructive intention, and what a confusion and prior confusion are, as per the Technical Dictionary. The commands themselves must also be thoroughly cleared. (Ref: HCOB 9 Aug. 78 II, CLEARING COMMANDS)



STEP A: Auditor clears and asks the question from the False Purpose RD form.

Example: “Do you have an overt on cats?”

On each reading Sec Check question get the question answered fully and the overt pulled with time, place, form and event and pull any justifications of the overt as part of this. This is done with full Sec Checking tech. If no persistent F/N or spectacular release on getting off the overt, go E/S on the overt chain, with each overt question being taken to basic. Just pulling an overt might result in a huge release and persistent F/N which would be the EP for that chain.

You may get an F/N accompanied by a cog and VGIs while going down an overt chain. An F/N indicates a release point. What occurs in a case when you get an F/N on going down an overt chain is a key-out; by pursuing it you resume the chain and can pull it down to its underlying evil purpose.

It is very important in running down these overt chains that the auditor keeps the pc ON the same chain. Should the pc offer up some other overt or even an evil purpose disrelated to the chain being run, it is just noted in the worksheet for later reference. It would be an auditor error of magnitude to Q-and-A with such an origination and pursue it in the middle of handling the overt chain that was started with. (Ref: HCOB 21 Mar. 62, PREPCHECKING DATA, WHEN TO DO A WHAT)

Note: In running an overt chain E/S, the pc may spot the evil purpose that prompted the overts on that chain. If this occurs, i.e., the pc (without prompting) *volunteers* the evil purpose or intention that underlies that overt chain, and it is *reading* on the meter, the auditor goes straight to Step C.

STEP B: If running the overt E/S (to the point where there is apparently no earlier overt) does not result in a spectacular release and persistent F/N, the auditor asks:

“WAS THERE SOME EVIL PURPOSE OR DESTRUCTIVE INTENTION THAT PROMPTED YOU TO COMMIT THAT OVERT?”

and, if this reads, he pulls the evil purpose or destructive intention. The auditor is expected to put in “Suppress” and “Invalidate” if this question is not reading.

(AN “F/N AND VGIs” IS NOT THE EP BEING SOUGHT IN FALSE PURPOSE RUNDOWN PROCEDURE. THE EP IS A SPECTACULAR RELEASE AND A PERSISTENT F/N. THE PC SHOULD F/N ON THE E/S OVERT CHAIN ITSELF AND THE F/N SHOULD BE INDICATED, BUT THE PROCEDURE IS CONTINUED UNTIL THE FULL EP IS REACHED.)

(If this question [“Was there an evil purpose . . .”] does not read, this puts one back at Step A. The original question one started with [e.g., “Do you have an overt on cats?”] is rechecked as per standard Confessional procedure. Once that original question F/Ns on being checked, carry on with the next question listed on the False Purpose RD form.)

The *purpose or intention should read* when the pc gives it. If it isn't reading, do not pursue the item with Steps C1, C2, etc.

STEP C: If there is no great relief and persistent F/N from the pc on finding the evil purpose, get the prior confusion which occurred just before that evil purpose. Then ask for and find the first moment of that prior confusion which led to that evil purpose.

This is done as follows:

C1: The auditor asks: **“WAS THERE A CONFUSION THAT OCCURRED JUST BEFORE YOU HAD THE PURPOSE (the wording of the evil purpose given by the pc)?”**

(Example: “Was there a confusion that occurred just before you had the purpose ‘to kill cats’?”)

and, by using the meter, the auditor finds this confusion.

C2: The auditor then asks: **“WHEN WAS THE FIRST MOMENT OF THAT CONFUSION?”** and gets the pc to find this.

STEP D: If there is no spectacular release and persistent F/N on finding the first moment of that prior confusion, ask the pc:

“WAS THERE AN EARLIER TIME YOU HAD THE PURPOSE (the wording of the evil purpose given by the pc)?”

(Example: “Was there an earlier time you had the purpose ‘to kill cats’?”)

and find this earlier time the pc had that purpose. What is being looked for is NOT an earlier-similar purpose, but an earlier time the pc had THAT SAME EXACT PURPOSE.

STEP E: If there is no spectacular release or persistent F/N on finding the earlier time, find the CONFUSION PRIOR TO THAT TIME as per Steps C1 and C2 above, and proceed to Step D.

STEP F: The auditor continues going earlier as per Steps D and E, until the pc has found the first moment of the first confusion which led to THAT evil purpose.

STEP G: If all Steps A through F have been done yet there is still no spectacular release and persistent F/N, assess and handle a False Purpose RD Correction List.

STYLE OF AUDITING

The style of auditing used on the False Purpose RD is Level II, Guiding Style. The auditor must be well drilled in this style of auditing to be successful with the rundown.

GOOD INTENTIONS

ONLY evil or destructive intentions are picked up and handled in this auditing. DO NOT run good intentions.

PAST TRACK

Do not limit the pc to this lifetime when going E/S on overts or when asking for an earlier time he had that evil purpose. These chains very often go whole track.

LISTING

By following the False Purpose RD procedure exactly, the auditor should be able to easily find and pull the pc's evil purposes. The pc is not asked listing questions, nor is L&N any part of the procedure. But it is possible that a pc *could* start listing and the auditor must be able to recognize and handle such a situation per standard listing tech.

The auditor would handle an out-list per HCOB 11 Apr. 77, LIST ERRORS, CORRECTION OF, and HCOB 17 Mar. 74, TWO-WAY COMM, USING WRONG QUESTIONS.

ADDITIONAL NOTE ON SERVICE FACS

Upon reviewing the session worksheets, the C/S may find that a service fac was found and F/Ned, but not fully blown. In such an instance the C/S can order the service fac run in the R3SC brackets in a later session, to fully blow it. It is the auditor's responsibility to ensure the item reads; if it isn't reading, it is not run.

However, if one is doing a False Purpose RD Correction List and in doing so locates a reading service fac, the auditor should run it out with R3SC in that session.

REPAIR

During a chain if the auditor hits an impasse, it is expected that he would apply the appropriate Sec Checking tools right then and there to handle: Murder Routine, checking for a missed withhold, use of buttons, etc.

If there is some bog that the auditor is unable to rapidly handle using the routine Sec Check debug tools, a False Purpose Rundown Correction List should be assessed and handled.

ENDING THE SESSION

When at some point in doing these steps the pc has a spectacular release and a persistent F/N, end off the session at that point and turn the folder in to the C/S. That would be the EP for that chain and that session.



In the next session the auditor rechecks the last question run on the False Purpose RD form, and if reading, repeats Steps A to G on it. When that question no longer reads on checking, one proceeds on to the next question on the form.

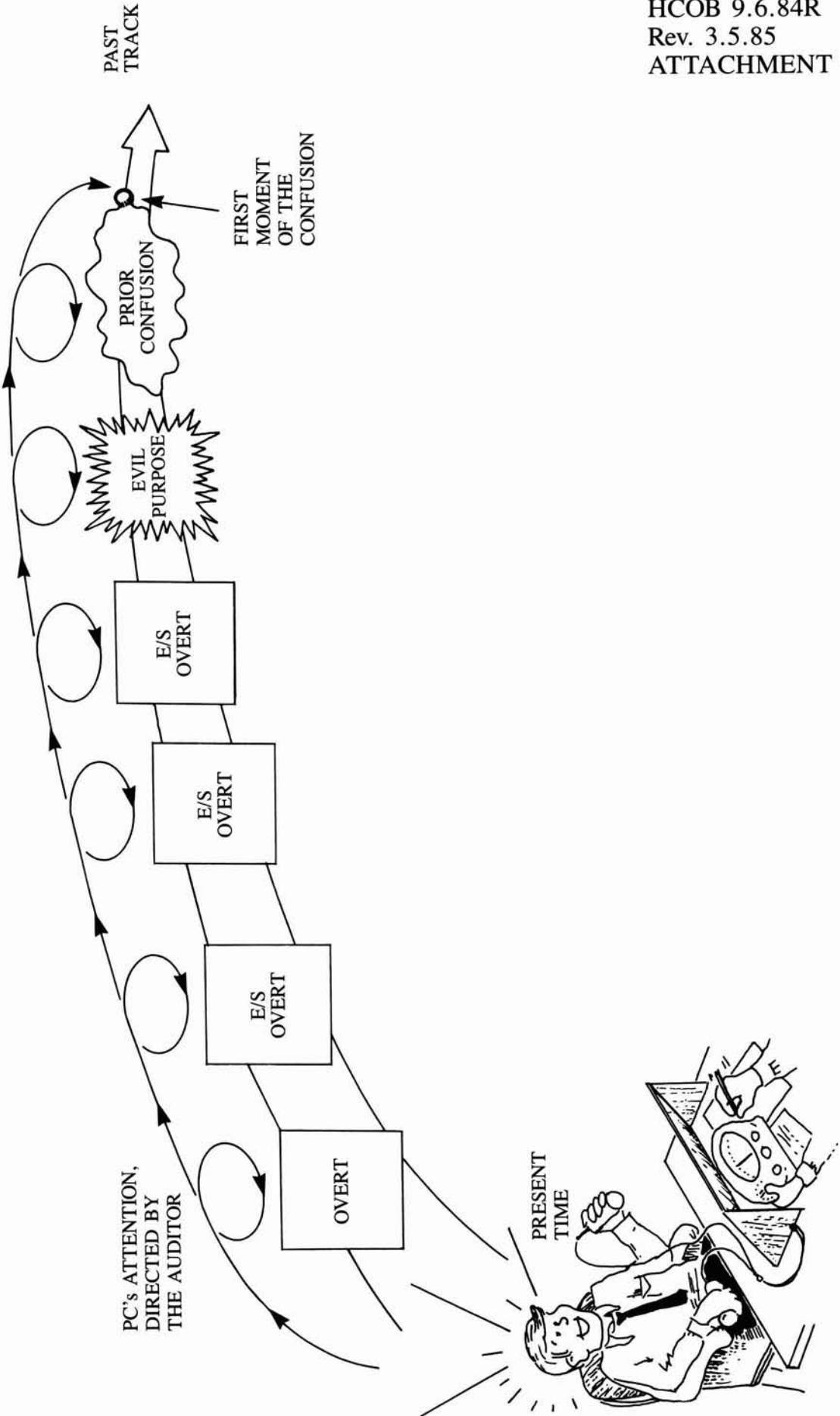
SUMMARY

The importance of using this tech of purposes and considerations is immeasurable.

It can make the difference between complete failure and successful hatting; between a hell-bound existence and a pleasurable productive life.

This tech is for use. Use it well.

L. RON HUBBARD
Founder



HCO BULLETIN OF 10 JUNE 1984

Limited Distribution:
Remimeo
False Purpose RD
Auditors
and C/Ses
Cramming Officers

False Purpose Rundown Series 6

FALSE PURPOSE RUNDOWN COMMANDS

The following are the commands of False Purpose Rundown procedure. The full data on each of these commands and its application is contained in HCOB 9 June 84, FPRD Series 5, AUDITING THE FALSE PURPOSE RUNDOWN.

STEP A: Clear, check for read and ask the question from the False Purpose RD form being used. If it reads, get the question answered fully and the overt pulled with full time, place, form and event, also pulling the pc's justifications. This is done with full Sec Checking tech. Take this E/S as a chain of overts, down to the basic overt on the chain.

STEP B: If no spectacular release or persistent F/N, find the underlying evil purpose, using the question:

“WAS THERE SOME EVIL PURPOSE OR DESTRUCTIVE INTENTION THAT PROMPTED YOU TO COMMIT THAT OVERT?”

STEP C: If there's no great relief and persistent F/N from the pc spotting the evil purpose, find the confusion before it, and get the pc to spot the first moment of that prior confusion:

C1: “WAS THERE A CONFUSION THAT OCCURRED JUST BEFORE YOU HAD THE PURPOSE (the wording of the evil purpose the pc gave)?”

C2: “WHEN WAS THE FIRST MOMENT OF THAT CONFUSION?”

STEP D: If still no EP, get the earlier time he had *that same exact purpose*:
“WAS THERE AN EARLIER TIME YOU HAD THE PURPOSE _____?”

STEP E: If no EP, find the confusion prior to that time as per Steps C1 and C2 above, then proceed to Step D.

STEP F: Continue with Steps D and E as needed to get the *first* moment of the *first* confusion which led to *that* evil purpose.

STEP G: A False Purpose Rundown Correction List should be assessed if full EP is not reached by this point.

L. RON HUBBARD
Founder



HUBBARD COMMUNICATIONS OFFICE
Saint Hill Manor, East Grinstead, Sussex

HCO BULLETIN OF 11 JUNE 1984

Remimeo
FPRD Auditors
FPRD C/Ses
Cramming Officers

False Purpose Rundown Series 7

C/Sing THE FALSE PURPOSE RUNDOWN

Refs:

HCOB 5 June 84R	FPRD Series 1R
Rev. 11.1.90	FALSE PURPOSE RUNDOWN
HCOB 9 June 84R	FPRD Series 5R
Rev. 3.5.85	AUDITING THE FALSE PURPOSE RUNDOWN
HCOB 12 June 84	FPRD Series 8
	FALSE PURPOSE RUNDOWN
	AUDITOR ERRORS
HCOB 16 June 70	C/S Series 6
	KSW Series 20
	WHAT THE C/S IS DOING
HCOB 1 Mar. 77 II	CONFESSIONAL FORMS
HCOB 13 Oct. 82	C/S Series 116
	ETHICS AND THE C/S
HCOB 28 Feb. 84	C/S Series 118
	PRETENDED PTS
HCOB 27 Mar. 84	C/S Series 119
	STALLED DIANETIC CLEAR:
	SOLVED
HCOB 21 Mar. 74	END PHENOMENA

This rundown is a very powerful C/S tool for case advancement. Utilizing technical breakthroughs made in whole track research, it is unique in its direct approach to the handling of evil purposes and destructive intentions. It is actually a brand-new look at the subject: Guiding the pc down to basic on overt chains with thorough Sec Checking of each overt itself, then carrying through with special steps designed to blow the factors that originally prompted the overt.

C/S REQUIREMENTS

In order to C/S the False Purpose Rundown one must have successfully completed the Hubbard False Purpose Rundown Auditor Course and internship and must have graduated the Hubbard False Purpose RD C/S Course.

WHO CAN RECEIVE THE RUNDOWN

Case prerequisites for the rundown are Purification Rundown and Objectives. The only exception would be a pc who is in Case Category 4 per HCOB 12 Nov. 81RD, GRADE CHART STREAMLINED FOR LOWER GRADES: OCA all in the upper half of graph, no heavy drug history. Such a pc could be put straight onto the rundown provided he had been fully educated as a pc with a Scientology C/S-1. But the False Purpose RD is not an introductory-type action and would not ordinarily be programed on a "raw meat" case.



It would also be a mistake to program someone for the False Purpose RD whose track was heavily blocked off with drugs, as the pc needs to be able to go E/S. If the C/S has such a case on his hands, despite the person having completed a standard Purif and battery of Objectives, then a Drug RD must be done.

The False Purpose Rundown is primarily used to unstick a stalled case and get it moving up the Grade Chart again. It is not a grade or level in itself.

Where a Dianetic Clear or any pre-OT has stalled in his progress up the Bridge, the False Purpose Rundown can give him a tremendous boost in blasting through the barriers he is faced with and make it possible for him to make it on up the line to full OT.

As an example, a pc receiving HRD auditing might plow into an inability to free up on something, and not come around with handlings specific to the HRD. If through folder study and assessment of prepared lists the C/S discovers that the primary factor holding the pc back lies in the area of evil purposes in conflict with one or more of the precepts of *The Way to Happiness*, such a pc would need to be shifted over to the False Purpose RD—and completed on a specific False Purpose RD form—and then returned to the HRD and the HRD carried through to completion.

Another example would be a pc receiving PTS handling. Should it become evident that the pc is actually a pretended PTS (per HCOB 28 Feb. 84, C/S Series 118, PRETENDED PTS) he can be smoothly moved over onto the False Purpose RD.

The False Purpose RD is not a panacea to be used in place of other standard case debug and repair tools such as drug handlings or the Expanded GF 40. It is used when the C/S has determined that what is stalling a case is evil purposes. It is programed so as to locate and handle the evil purposes and false purposes and nonsurvival considerations, after which the pc is returned to and moved on up the Grade Chart. Some repair lists, such as the GF 40X, contain questions which can detect evil purposes on a case. Such questions reading would alert the C/S to the need to ensure that the False Purpose RD was included in the pc's future programing.

PROGRAMING

Though the False Purpose Rundown reaches more deeply into the heart of a pc's case than Sec Checking, and incorporates brand-new tech discoveries from whole track research, its C/Sing and programing follow the same basic C/Sing and programing rules applicable to Sec Checking.

One could for example have a case that is in the middle of a grade or level, not in any sort of ethics trouble, and running fine in session, who simply originates to a Reg that he would like to receive the False Purpose RD. The Reg and C/S would handle this as they would any pc request for a particular rundown, as per HCOB 12 Nov. 81RD, GRADE CHART STREAMLINED FOR LOWER GRADES, section "PROGRAMING." The C/S would not interrupt the grade the pc was in the middle of and interject the False Purpose RD.



On the other hand, one could have a pc who is very evidently in need of this RD right now—not later.

In all such cases the C/S follows HCOB 28 Sept. 82, C/S Series 115, MIXING RUNDOWNS AND REPAIRS, and HCOB 13 Oct. 82, C/S Series 116, ETHICS AND THE C/S, which give the rules.

SETUPS

Before a pc is begun on the False Purpose Rundown he must be properly set up, with an F/N and VGIs.

CLEARING WORDS

The preclear must have a full understanding of the words and commands of the False Purpose Rundown. The pc has to have a very clear understanding of what is an overt, a withhold, an evil purpose, a confusion and so on.

BEGINNING THE RUNDOWN

A pc or pre-OT beginning the rundown is first put onto the False Purpose Rundown Basic Form (HCOB 14 June 84, False Purpose Rundown Series 10-A).

Other forms may be used in addition to the basic form. For example, a pc might be a field auditor in for some case cleanup and tech update; he could be programed for the False Purpose Rundown using an “auditor form.” If additional forms are used, the questions are handled per the A–G steps of the False Purpose Rundown procedure. In any case, questions are not deleted from the form.

Any form may have questions added to it by the C/S that pertain to the individual person’s background and occupation(s) and current scene (Ref: HCOB 1 Mar. 77 II, CONFESSIOAL FORMS).

ETHICS

The False Purpose RD does not take the place of standard ethics. If a person is currently involved in an out-ethics situation and is thereby harming the org or those around him in some fashion, or has gross downtrending statistics as a group member, that person should be hauled into Ethics and sorted out. Such handling might even include a rapid HCO Sec Check as a means of getting to the root of some PT situation, so that ethics can be gotten in.

Example (correct): A sum of money has been reported missing from the Treasury cash box. At the same time, staff member Pete begins insisting he must leave staff for one “reason” or another. Well, here is an obvious candidate for some pointed investigatory questioning by a skilled Sec Checker. The C/S in this case needs to get a certain set of Sec Check questions answered, fast. In this illustration it would be incorrect to embark on the False Purpose RD, as the auditor would be bound by the HCOBs to take the first question all the way



through the rundown steps to persistent F/N, end session, start another session later and take up question number two, and so on. It is simply a matter for a straight HCO Confessional, get the questions answered and the overts pulled, each to F/N, and that's it.

The False Purpose Rundown is a TECH handling. Handling tech before ethics is incorrect sequence.

Once the person has been interviewed or sec checked by an MAA, (or been before a court or committee) and physical universe handlings for any PT out-ethics have been done, or are at least in progress with the person's ethics going in, the False Purpose RD can be used as a tool to assist him to handle the situation terminatedly. As long as ethics has *gone in* on the person, one can safely start him on the False Purpose RD.

Example (incorrect): Course Supervisor Elliot is found to be crashing the Academy stats, giving out verbal tech and caving in students with invalidation. Exec asks the C/S to "please get Elliot audited on the False Purpose RD right away as we must handle his destructiveness." The C/S goes along with this. Elliot isn't comm-ev'd or put through lower ethics conditions or otherwise given any ethics *handling*. He gets several sessions but doesn't make any real case change. The Academy empties out. Reason: They are trying to get tech in when he is still in the ethics band. The handling is not "double the number of sessions per day he's getting." That would be out-sequence.

Example (correct): Betsy damaged org property and falsified an FSM commission. Turns herself in to the Ethics Officer who has her write up her O/Ws and do ethics condition formulas starting at Confusion. She works up through the conditions to Liability and writes up overts and confronts the fact that she has been out-ethics. She is, at this point, started on the False Purpose RD. Between sessions she carries on with the rest of the condition formulas, amends work, studying an ethics course, etc. The rundown is very successful. And it was successful because the sequence applied was ethics and *then* tech.

EP OF A SINGLE FALSE PURPOSE RD FORM

The False Purpose Rundown, similar to Sec Checking, is an unlimited process (Ref: HCOB 2 Nov. 68R, CASE SUPERVISOR CLASS VIII, THE BASIC PROCESSES). In other words, a person could receive False Purpose RD auditing any number of times, with an EP achieved for each False Purpose RD form done.

Example: Pc has had some auditing, some grades, then is inactive for a while ("falls off the Bridge"). He is involved in out-ethics, etc. He is recovered, and given False Purpose Rundown Series 10-A, the Basic Form. On completion of his auditing on this form he is doing extremely well and is ready to continue up the Bridge. He is sent to attest to completion of "False Purpose RD Basic Form."

Example: A pc is having trouble with her marriage. She is audited on the False Purpose RD Basic Form, attests to it, and is then run on a False Purpose RD 2D Form. On completion of the 2D Form she is doing very well and her 2D situation is fully and happily resolved. She is sent to attest to completion of "False Purpose RD, Second Dynamic Form."



When the person being audited on the False Purpose Rundown has been successfully completed on the last question of a particular form, the following indicators should be present:

1. The tone arm action has flattened off.
2. A marked shift of viewpoint accompanied by a cognition about the subject that was being sec checked, such as now being free from having to restrain oneself from committing harmful acts, etc. This would be a very big, embracive cognition, or number of them.

With these phenomena present, the pc may be sent to declare completion of that form. If they are not present, have the auditor assess a False Purpose Rundown Correction List and handle it M3 to an F/Ning list. If the EP as above is still not present, the case needs to be FESed and, taking care to use the data obtained from the correction list assessment, programed for any needed repair and then to complete that False Purpose Rundown form.

EP OF PROGRAM

Completing a whole program is a different matter than completing one form.

A stalled Dianetic Clear might, for example, have a case program that consists of several False Purpose Rundown forms (each carried to EP), followed by False Data Stripping and then Method One Word Clearing.

The overall program would be ended, and the pc sent to declare to the *program*, when the end phenomena of *that program* had been attained. This would mean achieving the end product that program was intended to achieve, as per the C/S Series HCOBs, and would include a marked rise in the person's OCA from the range it was in before the program was begun.

AUDITOR HANDLING

The C/S must ensure that his False Purpose Rundown auditors are well trained and interned to begin with and effectively crammed on any goofs of the procedure.

A point which must be particularly watched for is the auditor's handling of F/Ns that occur before the full EP of a chain is reached. Some auditors, accustomed to ending off an action at the first F/N, cog, VGIs will tend to end off at an F/N rather than carrying through to the full EP (persistent F/N, cog, VVGIs, evil purpose blown).

SUMMARY

With this new rundown and its direct address to factors that underlie nonsurvival conduct, the C/S is equipped to dramatically boost a pc or pre-OT on his way up the Bridge to full restoration of his power as a being.

L. RON HUBBARD
Founder



HUBBARD COMMUNICATIONS OFFICE
Saint Hill Manor, East Grinstead, Sussex

HCO BULLETIN OF 12 JUNE 1984

Limited Distribution:
Remimeo
FPRD Auditors
and C/Ses
Cramming Officers

False Purpose Rundown Series 8

FALSE PURPOSE RUNDOWN AUDITOR ERRORS

Refs:

HCOB	9 June	84	FPRD Series 5 AUDITING THE FALSE PURPOSE RUNDOWN
HCOB	11 June	84	FPRD Series 7 C/Sing THE FALSE PURPOSE RUNDOWN
HCOB	8 June	84	FPRD Series 4 CLEARING JUSTIFICATIONS
HCOB	7 June	84	FPRD Series 3 THE PRIOR CONFUSION: NEW TECH BREAKTHROUGH
HCOB	30 Nov.	78	CONFSSIONAL PROCEDURE
HCOB	13 Oct.	82	C/S Series 116 ETHICS AND THE C/S

The following are common errors that were made by some of the first auditors learning to audit the False Purpose Rundown. These errors can lessen or nullify results on the rundown and must be watched for closely by the C/S and thoroughly handled if they occur—by both cramming the erring auditor and repairing the pc:

1. FAILING TO VIGOROUSLY PULL THE OVERTS GOTTEN WHILE FOLLOWING DOWN THE OVERT CHAIN. Effective, no-Q&A overt pulling which nails down the overt in its entirety is a must. Patty-cake, sweaty-palmed auditors who did not master the tech of Sec Checking will *not* succeed with the False Purpose Rundown.
2. NOT TAKING THE OVERT CHAIN EARLIER—SIMILAR TO EARLIER OVERTS. Quite often the E/S O/W chain will go backtrack. The evil purpose will be found to be underneath the earliest overt on that chain. This error often shows up in the auditor attempting to get off an evil purpose after having pulled only a light PT overt.
3. FAILURE TO DIRECT PROPER ETHICS HANDLING WHEN NEEDED. Ethics must be in before tech will go in. Some persons will need ethics handlings before the False Purpose RD will even begin to bite at all. Trying to “handle” someone’s PT out-ethics situation with False Purpose RD auditing alone will result in loses.



4. ATTEMPTING TO “DO THE FALSE PURPOSE RD” OVER THE TOP OF PC NATTER OR OUT-OF-SESSIONNESS OR OTHER SYMPTOMS OF MISSED WITHHOLDS. This of course comes under the heading of “auditing a pc over out ruds.”
5. QUICKYING. Example: Auditor calling a persistent F/N when there obviously is no persistent F/N present. Example: Auditor saying something was an EP which wasn't.
6. FAILING TO PULL OFF THE PC'S JUSTIFICATIONS FOR EACH OVERT AS THE CHAIN IS FOLLOWED DOWN. Includes asking for justifications just once (brush off), when the pc may need to be asked the question several times before all the justifications are gotten.
7. NOT GETTING ALL OF THE OVERT FIRST BEFORE ASKING FOR THE PC'S JUSTIFICATIONS OF THAT OVERT.
8. Q&A OFF THE O/W CHAIN, ONTO SOME OTHER O/W CHAIN OR ONTO SOMETHING ELSE.
9. BASIC OVERT PULLING ERRORS SUCH AS MISSING READS, NOT RAISING THE SENSITIVITY ON QUESTIONS, Q&A, NOT VARYING THE QUESTION OR PULLING STRINGS WHEN NEEDED, ETC.
10. NOT USING “LEFT-HAND BUTTONS” (e.g., “SUPPRESS” AND “INVALIDATE”) WHEN A FALSE PURPOSE RD FORM QUESTION DOESN'T READ, OR WHEN THE STEP B QUESTION OF THE FALSE PURPOSE RD PROCEDURE DOES NOT READ.
11. FAILURE TO RECOGNIZE WHEN BASIC ON THE OVERT CHAIN HAS BEEN REACHED AND THE CHAIN FLATTENED.
12. OVERRUNNING A SESSION OR CHAIN BY TRYING TO CARRY ON PAST A SPECTACULAR RELEASE OR PERSISTENT F/N.
13. AUDITOR NOT KNOWING WHAT AN EVIL PURPOSE OR DESTRUCTIVE INTENTION IS AND TAKING UP GOOD INTENTIONS, RANDOM STATEMENTS, COMPUTATIONS, ETC., AS “EVIL PURPOSES.” Includes failing to clear these terms thoroughly with the pc before beginning him on the rundown.
14. NOT TAKING THE EVIL PURPOSE EARLIER (to the earlier time the pc had that same evil purpose), when needed as per Step D of False Purpose RD procedure.
15. COMMANDS NOT FULLY CLEARED, AND/OR PC NOT GROOVED IN TO THE PROCEDURE SO THAT HE UNDERSTANDS WHAT IS TO BE DONE AND WHAT IS EXPECTED OF HIM.
16. PICKING UP AND ATTEMPTING TO RUN RANDOM EVIL PURPOSES THAT THE PC ORIGINATES WHILE BEING RUN DOWN A SPECIFIC CHAIN.



17. TURNING STEP B OF THE FALSE PURPOSE RD PROCEDURE (PULLING THE EVIL PURPOSE) INTO AN L&N ACTION.
18. NOT USING THE FALSE PURPOSE RUNDOWN CORRECTION LIST WHEN NEEDED ON A CASE.

L. RON HUBBARD
Founder



HUBBARD COMMUNICATIONS OFFICE
Saint Hill Manor, East Grinstead, Sussex

HCO BULLETIN OF 13 JUNE 1984R
REVISED 1 AUGUST 1990

Remimeo
False Purpose RD
Auditors
and C/Ses
Cramming Officers

False Purpose Rundown Series 9R

FALSE PURPOSE RUNDOWN CORRECTION LIST

This list is used in repairing flubs or case upsets on persons receiving the False Purpose RD.

If after a session on the False Purpose Rundown the person red tags at the Examiner or if he gets sick or upset or falls on his head shortly after the auditing, this list should be assessed and handled to straighten the matter out. The repair action would be a 24-hour repair priority per policy.

If there is a bog during a False Purpose Rundown session, the auditor uses this list to sort the matter out and get the pc rolling again.

This list would normally be done *Method 3*, as the questions are written in a precise sequence: The initial questions cover those items which would have to be handled first, and the rest of the questions are laid out generally in the order of likelihood of what would be found to have caused the difficulty.

The list should be used with a prefix which acts as a time limiter, such as "In this session, _____?" or "On the False Purpose Rundown, _____?"

The majority of the questions on this list are handled by fully clearing a withhold or withholds that were left unhandled in a session. Once such a question is handled, it is rechecked—as per Sec Checking procedure—to ensure that there is no more to be gotten on that question.

1. YOU WENT EXTERIOR? _____

(Indicate it. If pc has never had an Int RD, give him a standard Int RD per Int RD Series 2. On a Clear or OT, do not run any Dianetics; do an End of Endless Int RD. If you are not a Class V Graduate Auditor, end off for a Class V Grad or above to handle.)

2. LIST ERROR? _____

(Indicate. If Class III or above, find out what list, and repair with L4BRB. If not Class III, end off for handling by a Class III or above.)



3. **WRONG ITEM?** _____
(Handle as in #2.)
4. **DID YOU HAVE AN ARC BREAK?** _____
(ARCU, CDEINR, E/S to F/N.)
5. **WERE YOU AUDITED OVER A PROBLEM?** _____
(2WC E/S to F/N.)
6. **WAS A WITHHOLD MISSED?** _____
(Pull it fully, and handle as per A to G of the False Purpose RD procedure.)
7. **DID YOU TELL PART OF A WITHHOLD BUT NOT THE REST?** _____
(Get all of the withhold, and handle as per A to G of the False Purpose RD procedure.)
8. **DID YOU MISDIRECT THE AUDITOR?** _____
(Treat as a M/W/H. Find out what the overt was that the pc misdirected the auditor away from, and handle the overt as per A to G of the False Purpose RD procedure.)
9. **WITHHELD SAYING SOMETHING FOR FEAR OF GETTING INTO ETHICS TROUBLE?** _____
(Pull it fully, as per Sec Checking procedure, to find out what exactly the pc withheld. After getting the what, when, etc., also ask:
I. **“What appeared there?”**
II. **“What didn’t appear there?”**
and then carry on with the False Purpose RD procedure steps—A, B and so on.)
10. **DID YOU WITHHOLD SOMETHING BECAUSE OF WHAT OTHERS MIGHT THINK?** _____
(Handle as in question #9.)
11. **DID YOU AVOID TELLING ONE OVERT BY GIVING A DIFFERENT ONE?** _____
(Treat as a M/W/H. Find out what the overt was that the pc avoided telling the auditor, and handle the overt as per A to G of the False Purpose RD procedure.)
12. **DID THE AUDITOR FAIL TO FIND OUT SOMETHING ABOUT YOU?** _____
(Pull it fully and complete its handling as per A to G of the False Purpose RD procedure.)



13. **WAS THERE AN EARLIER OVERT UNDISCLOSED?** _____
(Pull it, and complete its handling as per A to G of the False Purpose RD procedure.)
14. **WAS A CHAIN OF OVERTS NOT TAKEN BACK TO BASIC?** _____
(Flatten the overt chain and complete its handling as per A to G of the False Purpose RD procedure.)
15. **OVERT TOO LATE ON THE CHAIN?** _____
(Get the earlier overt and complete its handling as per A to G of the False Purpose RD procedure.)
16. **WAS AN EARLIER WHOLE TRACK OVERT ON THE CHAIN MISSED?** _____
(Get the earlier overt and complete its handling as per A to G of the False Purpose RD procedure.)
17. **HAS AN OVERT BEEN JUSTIFIED?** _____
(Pull the justifications off the overt, then complete its handling as per A to G of the False Purpose RD procedure.)
18. **WAS THERE SOME OTHER WAY YOU JUSTIFIED THE OVERT?** _____
(Pull the justifications off the overt, then complete its handling as per A to G of the False Purpose RD procedure.)
19. **HAVE YOU TRIED TO LESSEN AN OVERT?** _____
(Find out how he tried to lessen the overt. Then get all of the overt, pull all justifications and complete its handling with steps A to G of the False Purpose RD procedure.)
20. **A CHAIN OR INCIDENT THAT WAS TOO INCREDIBLE TO BE BELIEVED?** _____
(Get what the chain or incident was. Put in the buttons: Suppressed, Invalidated, Protested, Anxious About, Rejected. It will probably blow and F/N. If it doesn't, handle per the appropriate step of the False Purpose RD procedure, depending on whether the incident was an overt or evil purpose or whatever.)
21. **WERE YOU WORRIED ABOUT REPUTATION?** _____
(Clean it up 2WC E/S to F/N. Then check for an overt or overts before pc became worried about reputation, and handle with False Purpose RD procedure.)
22. **JUMPED TO A DIFFERENT OVERT CHAIN?** _____
(Find out what overt was being pulled just before the pc jumped to some other overt chain, and complete that original overt chain as per A to G of the False Purpose RD procedure. Then take up the overt chain that the pc had jumped to, and handle that one similarly.)

23. **WENT PAST BASIC ON AN OVERT CHAIN?** _____
 (Indicate it. Spot the flat point and indicate the overrun. Rehab if needed, to F/N. Continue with False Purpose RD procedure, step B.)
24. **WAS THERE AN EVIL PURPOSE THAT DID NOT FULLY BLOW?** _____
 (Find the prior confusion and handle as per step C of False Purpose RD procedure. If still not blown, continue assessing this repair list.)
25. **ON AN EVIL PURPOSE, WAS THE PRIOR CONFUSION NOT FOUND?** _____
 (Find the prior confusion and handle as per step C of False Purpose RD procedure.)
26. **ON AN EVIL PURPOSE, WAS THE WRONG PRIOR CONFUSION FOUND?** _____
 (Find the correct prior confusion and handle as per the False Purpose RD procedure, from step C onwards.)
27. **ON AN EVIL PURPOSE, FAILED TO GET THE EXACT PRIOR CONFUSION?** _____
 (Find the exact prior confusion and handle as per the False Purpose RD procedure, from step C onwards.)
28. **WAS THERE AN EARLIER TIME WHEN YOU HAD THAT SAME EVIL PURPOSE?** _____
 (Find the earlier time the pc had that same evil purpose, as per step D of False Purpose RD procedure, and if no spectacular release or persistent F/N, carry on with steps E, etc.)
29. **ON AN EVIL PURPOSE, DID NOT GET THE FIRST MOMENT OF THE FIRST PRIOR CONFUSION?** _____
 (Reorient to the earliest prior confusion found and get the first moment of that confusion. If no EP, continue as per step D of False Purpose RD procedure.)
30. **HAS A SERVICE FAC BEEN MISSED?** _____
 (2WC to F/N. If no spectacular blow on just getting off the service fac, and if you are a Class IV Auditor or above, run it out fully with the R3SC brackets. If you are not Class IV, end off for handling by a Class IV.)
 (Note: R3SC is a major action and must not be run over out-ruds; the pc must be F/N and VGIs before embarking on the R3SC brackets. If in doubt, end off for a new C/S.)
31. **IS THERE SOME COMPUTATION THAT YOU USE TO MAKE OTHERS WRONG?** _____
 (2WC to F/N. If no spectacular blow on just getting off the service fac, and if you are a Class IV Auditor or above, run it out fully with the R3SC brackets. If you are not Class IV, end off for handling by a Class IV.)



(Note: R3SC is a major action and must not be run over out-ruds; the pc must be F/N and VGIs before embarking on the R3SC brackets. If in doubt, end off for a new C/S.)

32. **PRIOR TO HAVING THE EVIL PURPOSE WAS THERE A MISUNDERSTOOD WORD?** _____

(Get what the word was and clear it up to F/N. This may be what was holding the confusion in place and, on finding this, may result in a spectacular release and persistent F/N. If not, continue as per step D of the False Purpose RD procedure.)

33. **NO PRIOR CONFUSION?** _____

(2WC to F/N. Depending on what comes up in reply to this question, the auditor would continue with the evil purpose chain being addressed or, in the case of a spectacular release and persistent F/N, would end off for that session.)

34. **UNDISCLOSED OUT-ETHICS SITUATION?** _____

(Pull it as an overt and carry on from there as per the False Purpose RD procedure, steps A, B and so on.)

35. **HAS A CRIME BEEN COVERED UP?** _____

(Pull the crime and carry on from there as per the False Purpose RD procedure, steps A, B and so on.)

36. **DID YOU WITHHOLD TELLING THE AUDITOR WHAT THE EVIL PURPOSE WAS?** _____

(Get what the evil purpose is, and continue on as per step C of the False Purpose RD procedure.)

37. **HAVE YOU BEEN GIVING FALSE REPORTS OR PR TO COVER UP A CRIME?** _____

(Get what the false reports or PR were, then get the crime that was being covered up. Treat the crime as per the False Purpose RD procedure, steps A, B, etc.)

38. **DID THE AUDITOR TRY TO RUN OUT A GOOD INTENTION?** _____

(Indicate the BPC and that this was incorrect and should not have been done. If no relief, 2WC E/S “times when an auditor tried to run out a good intention” to F/N.)

39. **NOT YOUR EVIL PURPOSE?** _____

(If so, indicate to the pc this was not his item. Don't try to find whose it was.)

40. **WAS THERE SOME EVIL PURPOSE YOU DIDN'T DARE MENTION?** _____

(Get what the evil purpose is, and continue on as per step C of the False Purpose RD procedure.)



41. **HAVE YOU BEEN INVOLVED IN A BLACK PR CAMPAIGN?** _____
 (Pull as a withhold, finding out the specific black PR he has spread, about whom and to whom, and handle this as an overt as per the False Purpose RD procedure, steps A, B, etc. Then, get the prior overt the pc committed and handle with steps A to G. Then check for and handle any other such overt. When these have been handled, recheck the original question, #41.)
 (Note for C/S to program the case for additional FPRD actions as needed.)
42. **WAS A POSTULATE MISSED?** _____
 (Get what the postulate was. It may be a false purpose or evil purpose, in which case carry on as per step C of the False Purpose RD procedure. Do not try to run out a good [prosurvival] intention or postulate.)
43. **HAD THE EVIL PURPOSE ALREADY BLOWN?** _____
 (Rehab.)
44. **WAS IT NOT AN EVIL PURPOSE BUT SOME OTHER SORT OF NONSURVIVAL CONSIDERATION?** _____
 (Get what it is. Then do steps C to G of the False Purpose RD procedure.)
45. **WAS THERE A CRASHING MISUNDERSTOOD WORD?** _____
 (Find and handle the Mis-U word as per HCOB 17 June 79, CRASHING MIS-US: THE KEY TO COMPLETED CYCLES OF ACTION AND PRODUCTS.)
46. **WAS AN F/N OVERRUN?** _____
 (Rehab.)
47. **WAS AN F/N MISSED?** _____
 (Find out on what and rehab.)
48. **WAS AN IMPLANT RESTIMULATED?** _____
 (Indicate. The pc may BD and F/N with relief and VGIs. If not get the pc to recall moments before the implant, until it blows. If still no blow, date/locate it.)
49. **DID YOU FAIL TO ANSWER A CONFESSIONAL QUESTION?** _____
 (Find out which question and handle with the False Purpose RD procedure, starting with step A.)
50. **IS THERE MORE THAT SHOULD BE KNOWN ABOUT SOME OVERT?** _____
 (Get all of it, using Sec Checking tech, and then carry on with the False Purpose RD procedure, steps A, B, etc.)



51. **WAS THERE A QUESTION THAT THE AUDITOR SAID DIDN'T READ THAT SHOULD HAVE?** _____
 (Find out what question and get in Suppress and Inval on it. Then handle it fully with the False Purpose RD procedure.)
52. **WAS A QUESTION OR ITEM TAKEN UP THAT WASN'T CHARGED?** _____
 (Get what, indicate it was a false read. Itsa E/S to F/N.)
53. **WAS A HOT QUESTION NOT TAKEN UP?** _____
 (Find out what question and get in Suppress and Inval on it. Then handle it fully with the False Purpose RD procedure.)
54. **DID YOU TELL A LIE?** _____
 (Pull this as per Sec Checking tech, including getting what overt he was covering up with the lie—with all specifics—and handle it using the False Purpose RD procedure, steps A, B, etc.)
55. **WAS A QUESTION LEFT UNFLAT?** _____
 (Find out which one and flatten it with the appropriate step of the False Purpose RD procedure.)
56. **HAD YOU TOLD ALL?** _____
 (Indicate it if so. 2WC E/S to F/N.)
57. **HAS AN OVERT BEEN PROTESTED?** _____
 (Get what it was and get in the Protest button on it. Then handle it fully with False Purpose RD procedure.)
58. **WERE THERE OVERTS OR WITHHOLDS THAT WEREN'T ACCEPTED?** _____
 (Get what. Get who wouldn't accept it. Get off any Protest and Inval, and clean it up E/S to F/N.)
59. **DID THE AUDITOR NOT HEAR OR ACKNOWLEDGE WHAT YOU SAID?** _____
 (Indicate the BPC. Get what the auditor missed and clean it up E/S to F/N.)
60. **HAS SOMETHING BEEN MISUNDERSTOOD?** _____
 (Clean it up, clearing any Mis-U words, each to F/N.)
61. **WAS ANYTHING PROTESTED?** _____
 (2WC E/S to F/N.)
62. **MISSED WITHHOLD OF NOTHING?** _____
 (Indicate it, and 2WC E/S to F/N.)



63. **WRONG DATE?** _____
(Correct the date to a blow, as per the HCOBs on Dating/
Locating.)
64. **WRONG LOCATION?** _____
(Correct the location to a blow, as per the HCOBs on Dating/
Locating.)
65. **EARLIER INCIDENT MISSED?** _____
(Get the earlier incident and complete handling from the
appropriate step of False Purpose RD procedure.)
66. **ARE THERE OPINIONS YOU DON'T DARE SAY?** _____
(Get what. 2WC E/S to F/N. Then check for an overt or overts
before the pc felt he couldn't state his opinions. Handle with
False Purpose RD procedure.)
67. **WERE YOU WAITING FOR A DIFFERENTLY WORDED
OVERT OR WITHHOLD QUESTION?** _____
(2WC E/S to F/N. Then pull any overt chain that was missed
and handle with False Purpose RD procedure, steps A, B, etc.)
68. **ARE YOU WITHHOLDING ANYTHING?** _____
(Get what it is and handle with False Purpose RD procedure.)
69. **DID YOU TELL ANY HALF-TRUTHS?** _____
(Get all of the withhold and handle with False Purpose RD
procedure.)
70. **WAS THERE SOMETHING THE AUDITOR SHOULD HAVE
KNOWN ABOUT YOU THAT HE DIDN'T?** _____
(Pull it and handle with False Purpose RD procedure.)
71. **PRIOR TO COMMITTING THE OVERT WAS THERE AN
EVIL PURPOSE OR DESTRUCTIVE INTENTION?** _____
(Get what the evil purpose is, and continue on as per step C of
the False Purpose RD procedure.)
72. **DO YOU HAVE A HARMFUL INTENTION TOWARD
OTHERS?** _____
(Pull the harmful intention and continue on as per step C of
the False Purpose RD procedure.)
73. **IS THERE SOME PURPOSE OR CONSIDERATION YOU
HAVE THAT CONFLICTS WITH SCIENTOLOGY?** _____
(Get what the evil purpose is, and continue on as per step C of
the False Purpose RD procedure.)



74. **WAS SOME HIDDEN IMPULSE NOT REVEALED?** _____
 (Get what it is and continue its handling as per step C of the False Purpose RD procedure.)
75. **DID YOU PR AN ETHICS OFFICER INTO BELIEVING A SITUATION WAS HANDLED WHEN IT WASN'T?** _____
 (Handle as a withhold and continue with step A of the False Purpose RD procedure.)
76. **DO YOU INTEND TO GO ON COMMITTING OVERTS SIMILAR TO THOSE YOU'VE GOTTEN OFF?** _____
 (Handle as a withhold and continue with step A of the False Purpose RD procedure.)
77. **WERE YOU PRETENDING TO BE PTS TO AVOID TAKING RESPONSIBILITY FOR SOME OVERT OR INTENTION?** _____
 (Handle as a withhold and continue handling the overt or intention with the False Purpose RD procedure.)
78. **DID THE AUDITOR CALL AN F/N WHEN YOU DIDN'T FEEL YOU WERE F/Ning?** _____
 (Indicate it if so. 2WC E/S to F/N. Find out what question was being run and complete its handling to F/N. If this turns out to be an unflat overt chain, flatten it fully with the False Purpose RD procedure.)
79. **DID YOU HAVE TO GET THE SAME W/Hs OFF MORE THAN ONCE?** _____
 (2WC E/S to F/N.)
80. **SOMEONE DEMANDED A W/H YOU DIDN'T HAVE?** _____
 (Indicate if so. 2WC E/S to F/N.)
81. **WAS THERE A WITHHOLD THAT KEPT COMING UP?** _____
 (Get what it was and then clean up anything that wasn't gotten off about the withhold, any unhandled misses of that withhold, and if not then fully handled, take it E/S and find and handle the underlying, unhandled incident as per False Purpose RD. [Ref: HCOB 21 Mar. 62, PREPCHECKING DATA, WHEN TO DO A WHAT; Tape: 6201C11, THE MISSED MISSED WITHHOLD])
82. **WERE THERE AUDITOR'S CODE BREAKS?** _____
 (Get what. Indicate it was illegal and 2WC E/S to F/N. C/S to program for a QUESTIONABLE AUDITING REPAIR LIST, HCOB 11 July 82 I.)
83. **HAVE YOU WANTED THIS RUNDOWN TO FAIL?** _____
 (Handle as a W/H. Pull *all* of the W/H, and then take the O/W E/S to a full handling as per steps A to G of the False Purpose RD.)



96. **WAS THERE A FALSE ACCUSATION?** _____
 (2WC E/S to F/N.)
97. **WAS THERE SOMETHING WRONG WITH THE METER OR CANS?** _____
 (False TA handling.)
98. **BYPASSED CHARGE FROM SOME OTHER AUDITING ERROR?** _____
 (Find out what auditing action and handle with the appropriate repair list.)
99. **DRUG INCIDENT RESTIMULATED?** _____
 (Handle with L3RH. On a Clear or above, only indicate the reads.)
 (Note for C/S.)
100. **WAS THERE AN OVERT ON SOME OTHER DYNAMIC?** _____
 (Pull the overt and handle as per steps A, B, C, etc., of False Purpose RD procedure.)
 (Note for C/S to program the case for any additional Sec Check forms needed, to be done *after* the current form has been completed.)
101. **WAS THERE AN OVERT ON SOME OTHER SUBJECT OR AREA OF LIFE?** _____
 (Pull the overt and handle as per steps A, B, C, etc., of False Purpose RD procedure.)
 (Note for C/S to program the case for any additional Sec Check forms needed, to be done *after* the current form has been completed.)
102. **IN THIS LIFETIME, HAVE YOU BEEN IMPLANTED BY A PSYCHIATRIST OR PRIEST?** _____
 (Applying the tools of Sec Checking tech, find out all of the data of the incident, including: name of implanter; the time, place, form and event of the incident; any commands that were given to pc and to what degree the pc has carried out or executed these commands and suggestions.)
 (Note for C/S for further PDH follow-up actions.)
103. **IN THIS LIFETIME, HAVE YOU EVER BEEN A VICTIM OF PAIN-DRUG-HYPNOSIS?** _____
 (Applying the tools of Sec Checking tech, find out all of the data of the incident, including: name of implanter; the time, place, form and event of the incident; any commands that were given to pc and to what degree the pc has carried out or executed these commands and suggestions.)
 (Note for C/S for further PDH follow-up actions to be programed.)



104. **IN THIS LIFETIME, HAVE YOU EVER BEEN DRUGGED AND THEN ELECTRIC SHOCKED WITHOUT KNOWING IT?** _____
 (Handle as in question #103.)
105. **IN THIS LIFETIME, HAVE YOU EVER HAD A STRANGE, DESTRUCTIVE IMPULSE YOU COULDN'T ACCOUNT FOR?** _____
 (Handle as in question #103.)
106. **IN THIS LIFETIME, WAS THERE A TIME WHEN YOU SAW A PSYCHIATRIST BUT AFTERWARD COULD NOT REMEMBER EVERYTHING THAT HAD TAKEN PLACE?** _____
 (Handle as in question #103.)
107. **WHEN ASKED FOR AN OVERT OR EARLIER-SIMILAR OVERT, COULD YOU ONLY SEE BLACKNESS?** _____
 (Have the pc close his eyes and then do the following:
 I. Date/Locate the overt—whatever the pc can see of it—as exactly as you can. This may blow it and result in a persistent F/N. Or it may just change the view slightly.
 II. If no persistent F/N, run this command repetitive to EP: “What part of that scene you’re looking at could you be responsible for?” continuing to repeat the question no matter how many times the pc repeats the same answer and even if the pc gives you the most strained or vague answers. Run the process to F/N, cognition, VGIs.
 III. If no spectacular release and persistent F/N, Sec Check the overt as per step A of the rundown and continue with steps B, C, etc.)
108. **WAS THERE SOMETHING ELSE WRONG?** _____
 (If so and it doesn't clean up on 2WC, GF M5 and handle.)
109. **HAS THE UPSET BEEN HANDLED?** _____
 (2WC. If so, indicate it to F/N.)

L. RON HUBBARD
 Founder

Revision assisted by
 LRH Technical Research
 and Compilations



HUBBARD COMMUNICATIONS OFFICE
Saint Hill Manor, East Grinstead, Sussex

HCO BULLETIN OF 22 NOVEMBER 1984

Remimeo
C/Ses
FPRD Auditors
Tech/Qual

False Purpose Rundown Series 9-1

**FALSE PURPOSE RUNDOWN CORRECTION LIST
WORD LIST**

Refs:

HCO PL 4 Apr. 72R III Rev. 21.6.75	ETHICS AND STUDY TECH
HCOB 8 July 74R I Rev. 24.7.74	Word Clearing Series 53R CLEAR TO F/N
HCOB 21 June 72 I	Word Clearing Series 38 METHOD 5
HCOB 9 Aug. 78 II	CLEARING COMMANDS
HCOB 17 July 79RA I Rev. 30.7.83	Word Clearing Series 64RA THE MISUNDERSTOOD WORD DEFINED

These are the words from HCOB 13 June 84, FPRD Series 9, FALSE PURPOSE RUNDOWN CORRECTION LIST.

These words should be cleared on the pc before the False Purpose Rundown Correction List is actually assessed, per HCOB 9 Aug. 78 II, CLEARING COMMANDS.

The auditor or student must have received high-crime checkouts from Qual on the above references before clearing these words on a pc. The auditor or student uses Method 5 Word Clearing when clearing these words on the pc.

This word list need only be cleared once in the pc's auditing if it was correctly cleared the first time. Words previously cleared are not re-cleared.

**WORDS FROM THE FALSE PURPOSE RUNDOWN
CORRECTION LIST**

A, about, accepted, account, accurately, accusation, acknowledge, afraid, afterward, alcohol, all, already, an, angry, answer, any, anything, ARC break, are, area, asked, at, audited, auditing, auditor, Auditor's Code, avoid.

Back, bad, basic, be, because, been, believed, believing, betrayal, blackness, black PR, blow, blown, breaks, but, by, bypassed, bypassed charge.

Call, campaign, cans, chain, charge, charged, coming up, committing, computation, Confessional, conflicts, confusion, consideration, could, couldn't, covered up, cover up, Crashing Misunderstood Word, crime.

Dare, date, demanded, destructive, did, didn't, different, differently, do, done, don't, drug, drugged, drugs, dynamic.

Earlier, electric, else, error, ethics, Ethics Officer, evaluation, ever, everything, evil, exact, exterior.

Fail, failed, false, falsified, fear, feel, find out, first, F/N, F/Ning, for, found, from, fully.

Get, getting, giving, good, go on, gotten, gotten off.

Had, half-truths, handled, happen, harmful, has, have, have to, having, he, hear, hidden, hot, hungry.

Implant, implanted, impulse, in, incident, incredible, injustice, intend, intention, into, invalidated, involved, is, it, item.

Jumped, justified.

Kept, knowing, known.

Late, left, lessen, lie, life, lifetime, list, location.

Make, medicine, mention, meter, might, misdirect, missed, missed withhold, misunderstood, moment, more.

Never, no, nonsurvival, not, nothing.

Of, off, officer, on, once, one, only, opinions, or, other, others, out, out-ethics, over, overrun, overt, overts.

Pain-drug-hypnosis, part, past, postulate, PR, pretending, priest, prior, problem, protested, psychiatrist, PTS, purpose.

Question.

Read, really, recently, remember, reports, reputation, responsibility, rest, restimulated, revealed, run, rundown, run out.

Said, same, saw, say, saying, Scientology, Sec Check, see, service fac, shocked, should, similar, situation, some, someone, something, sort, strange, subject, suppressed.

Taken, taken place, taken up, taking, tell, telling, than, that, the, then, there, think, this, those, time, tired, to, told, too, toward, tried, trouble, try.

Undisclosed, unflat, upset, use.

Victim.

Waiting, wanted, was, wasn't, way, went, were, weren't, what, when, whole track, with, withheld, withhold, withholding, withholds, without, word, worded, worried, wrong.

You, your, you've.

L. RON HUBBARD
Founder

Compilation assisted by
LRH Technical Research
and Compilations



HUBBARD COMMUNICATIONS OFFICE
Saint Hill Manor, East Grinstead, Sussex

HCO BULLETIN OF 14 JUNE 1984

Remimeo
C/Ses
FPRD Auditors
and C/Ses
Tech/Qual
MAA/Ethics Offs

False Purpose Rundown Series 10-A

FALSE PURPOSE RUNDOWN BASIC FORM

Refs:

HCOB 5 June 84R	FPRD Series 1R
Rev. 11.1.90	FALSE PURPOSE RUNDOWN
HCOB 9 June 84R	FPRD Series 5R
Rev. 3.5.85	AUDITING THE FALSE PURPOSE RUNDOWN
HCOB 1 Mar. 77 III	FORMULATING CONFSSIONAL QUESTIONS
HCOB 1 Mar. 77 II	CONFSSIONAL FORMS

Here is the basic form employed on the False Purpose Rundown. It is written for use on any pc or pre-OT beginning the rundown.

This list may have questions added to it by the C/S, but questions are not deleted from it in any case. Other False Purpose RD forms may also be used in the course of the rundown, but this list is given as the basic list to be used for any pc beginning the rundown.

AUDITOR INSTRUCTIONS

The auditor does the whole form on the pc, starting with the Section I questions and proceeding on through to the end of the Section II questions. Every question is cleared and checked on the meter per standard Sec Checking tech.

Reading questions on this list are handled with False Purpose Rundown procedure. The form itself is composed of two sections of questions.

Questions in Section I of this form ask for overts, which are handled with Steps A through G of the False Purpose Rundown procedure.

Questions in Section II ask directly for evil purposes and destructive intentions, and are handled using Steps C through G of False Purpose Rundown procedure.

SECTION I QUESTIONS:

- 1. DO YOU HAVE A BACK-OFF IN HANDLING SOME AREA OF YOUR LIFE?** _____

(Find which area he has a back-off on handling, get when it started and then pull the prior overt. Handle that overt per Steps A to G of False Purpose RD procedure. Then recheck the original question, 1.)



2. **IS THERE SOME OVERT ACT YOU'VE HAD TO RESTRAIN YOURSELF FROM COMMITTING?** _____
3. **IS THERE SOMETHING YOU HAVE DONE YOU HAVE SUCCESSFULLY WITHHELD IN AUDITING OR SEC CHECKING?** _____
4. **DO YOU HAVE A SECRET OVERT?** _____
5. **DO YOU HAVE A BACK-OFF ON HANDLING SOME PERSON?** _____
 (Find out which person he has a back-off on handling, get when it started and then pull the prior overt. Handle that overt per Steps A to G of False Purpose RD procedure. Then recheck the original question, 5.)
6. **HAVE YOU DONE SOMETHING THAT YOU COULD GET INTO SERIOUS TROUBLE FOR?** _____
7. **HAVE YOU BEEN REASONABLE WITH PERSONS YOU SHOULD HAVE HANDLED?** _____
 (Find out what person[s] he has been reasonable with in handling, get when it started and then pull the prior overt. Handle that overt per Steps A to G of False Purpose RD procedure. Then recheck the original question, 7.)
8. **DO YOU HAVE SOME WITHHOLD YOU HAVEN'T WANTED TO DISCUSS?** _____
9. **HAVE YOU EVER BETRAYED A FRIEND?** _____
10. **HAVE YOU COMMITTED AN OVERT AGAINST YOURSELF?** _____
11. **HAVE YOU DONE ANYTHING THAT WAS HARMFUL TO YOUR OWN BODY?** _____
12. **IS THERE SOMETHING YOU REGRET HAVING DONE TO SOMEONE?** _____
13. **HAVE YOU EVER BEEN SEXUALLY UNFAITHFUL?** _____
14. **HAVE YOU EVER DELIBERATELY HURT SOMEONE YOU LOVED?** _____
15. **HAVE YOU EVER COMPROMISED YOUR INTEGRITY?** _____
16. **HAVE YOU EVER USED DRUGS OR ALCOHOL TO TRAP SOMEONE?** _____
17. **HAVE YOU EVER ILL-TREATED CHILDREN?** _____
18. **HAVE YOU COMMITTED ANY OVERTS AGAINST YOUR FAMILY?** _____



19. **HAVE YOU EVER DONE SOMETHING HARMFUL TO ANOTHER'S MIND?** _____
20. **HAVE YOU DELIBERATELY QUICKIED ANY PRODUCT OR IMPORTANT CYCLE ON YOUR JOB?** _____
21. **HAVE YOU DONE A BRUSH-OFF JOB OF SOMETHING?** _____
22. **HAVE YOU KNOWINGLY GONE BY MIS-Us ON YOUR JOB?** _____
23. **IS THERE SOMETHING YOU HAVE DONE YOU THINK MIGHT GET YOU REMOVED FROM YOUR JOB OR GROUP, IF IT WERE KNOWN?** _____
24. **HAVE YOU EVER CONSISTENTLY MADE A PRACTICE OF SEXUAL PERVERSION?** _____
25. **HAVE YOU CHEATED SOMEONE WHO TRUSTED YOU?** _____
26. **HAVE YOU DONE SOMETHING TO MAKE YOUR GROUP OR ORGANIZATION LOSE?** _____
27. **HAVE YOU EVER CAVED SOMEONE IN?** _____
28. **HAVE YOU MISREPRESENTED YOUR KNOWLEDGE OR SKILL?** _____
29. **HAVE YOU EVER PARTICIPATED IN ELECTRIC SHOCKING OR IMPLANTING SOMEONE?** _____
30. **HAVE YOU EVER DELIBERATELY INJURED SOMEONE?** _____
31. **HAVE YOU EVER INJURED DIANETICS OR SCIENTOLOGY?** _____
32. **HAVE YOU COMMITTED AN OVERT ON A SCIENTOLOGY ORGANIZATION?** _____
33. **IS THERE AN OVERT THAT YOU HAVE COVERED UP WITH FALSE PR?** _____
 (The act of false PRing should be gotten off, but then pull the actual OVERT that was being covered up, E/S to F/N.)
34. **HAVE YOU ALTERED LRH TECH?** _____
35. **IS THERE SOME OTHER OVERT YOU HAVE COMMITTED THAT WOULD BE AWFUL TO HAVE TO GET OFF?** _____



36. **HAVE YOU EVER CAVED YOURSELF IN?** _____

SECTION II QUESTIONS:

37. **DO YOU HAVE A SECRET DESIRE TO SEE SOMEONE FAIL?** _____

38. **HAVE YOU EVER HAD AN IMPULSE TO COMMIT SUICIDE?** _____

39. **HAVE YOU HAD SOME PURPOSE WHICH IS IN OPPOSITION TO THE PURPOSE OF SCIENTOLOGY?** _____

40. **DO YOU HAVE SOME SECRET PURPOSE?** _____

41. **DO YOU INTEND TO HARM SCIENTOLOGY DISSEMINATION?** _____

42. **HAVE YOU HAD A HIDDEN EVIL PURPOSE ON SOME OTHER DYNAMIC?** _____

43. **HAVE YOU HAD A FEELING OF WANTING TO GET EVEN FOR SOMETHING?** _____

44. **HAVE YOU EVER HAD A VICIOUS, CRUEL INTENTION TOWARDS SOMEONE?** _____

45. **IS THERE SOME OUT-ETHICS IMPULSE THAT YOU HAVE FAILED TO RESTRAIN?** _____

(Pull the overt.)

END RUDS:

(Session withholds are handled with usual withhold rudiment procedure. Undisclosed overts missed in doing the questions on the list are handled with Steps A to G of False Purpose RD procedure.)

1. **IN THIS CONFESSIONAL, HAVE YOU TOLD A HALF-TRUTH ?** _____

2. **IN THIS CONFESSIONAL, HAVE YOU TOLD AN UNTRUTH?** _____

3. **IN THIS CONFESSIONAL, HAVE YOU SAID SOMETHING ONLY TO IMPRESS ME?** _____

4. **IN THIS CONFESSIONAL, HAVE YOU TRIED TO DAMAGE SOMEONE?** _____

5. **IN THIS CONFESSIONAL, HAVE YOU DELIBERATELY TRIED TO INFLUENCE THE E-METER?** _____

6. **IN THIS CONFESSIONAL, HAVE YOU SUCCESSFULLY WITHHELD SOMETHING?** _____



- 7. **IN THIS CONFESSIONAL, HAVE YOU COVERED UP FOR SOMEONE ELSE?** _____
- 8. **IN THIS CONFESSIONAL, HAS ANYONE SAID YOU HAD A WITHHOLD WHEN YOU DIDN'T HAVE ONE?** _____
- 9. **IN THIS CONFESSIONAL, HAS ANYTHING BEEN ASSERTED?** _____
- 10. **IN THIS CONFESSIONAL, HAS ANYTHING BEEN SUPPRESSED?** _____
- 11. **IN THIS CONFESSIONAL, HAS ANYTHING BEEN INVALIDATED?** _____

L. RON HUBBARD
Founder



HUBBARD COMMUNICATIONS OFFICE
Saint Hill Manor, East Grinstead, Sussex

HCO BULLETIN OF 12 MAY 1985

Remimeo
False Purpose RD
Auditors and C/Ses
Tech/Qual
MAAs/EOs

False Purpose Rundown Series 10-C

EXEC AND STAFF MEMBER FORM

Refs:

HCOB 5 June 84R	FPRD Series 1R
Rev. 11.1.90	FALSE PURPOSE RUNDOWN
HCOB 9 June 84R	FPRD Series 5R
Rev. 3.5.85	AUDITING THE FALSE PURPOSE RUNDOWN
HCOB 11 June 84	FPRD Series 7
	C/Sing THE FALSE PURPOSE RUNDOWN
HCOB 1 Mar. 77 III	FORMULATING CONFESSIONAL QUESTIONS
HCOB 1 Mar. 77 II	CONFESSIONAL FORMS

This form is for use in auditing the False Purpose Rundown on Scientology org or mission staff members and execs. It would only be used on a pc who has already received the False Purpose RD Basic Form (HCOB 14 June 84, False Purpose Rundown Series 10-A).

This list may have questions added to it by the C/S. For example, the C/S may add questions to Section I pertaining specifically to the person's post and duties. (Ref: HCOB 1 Mar. 77 III, FORMULATING CONFESSIONAL QUESTIONS, and HCOB 1 Mar. 77 II, CONFESSIONAL FORMS) Questions are not deleted from the list in any case.

The list may only be delivered by a trained and qualified Hubbard False Purpose Rundown Auditor.

AUDITOR INSTRUCTIONS

The auditor does the whole form on the pc, starting with the Section I questions and proceeding on through to the end of the Section II questions. Every question is cleared and checked on the meter.

Reading questions on this list are handled with False Purpose Rundown procedure.

Questions in Section I of this form ask for overts, which are handled with Steps A through G of the False Purpose Rundown procedure.

Questions in Section II ask directly for evil purposes and destructive intentions, and are handled using Steps C through G of False Purpose Rundown procedure.



SECTION I QUESTIONS:

1. **HAVE YOU HAD A BACK-OFF ON HANDLING SOME AREA OF YOUR POST?** _____

(Find which area he has a back-off on handling, get when it started and then pull the prior overt. Handle that overt per Steps A to G of False Purpose RD procedure. Then recheck the original question, #1.)

2. **HAVE YOU HAD A BACK-OFF ON HANDLING SOME JUNIOR?** _____

(Find which junior he has a back-off on handling, get when it started and then pull the prior overt. Handle that overt per Steps A to G of False Purpose RD procedure. Then recheck the original question, #2.)

3. **HAS THERE BEEN SOME SITUATION YOU SHOULD HAVE HANDLED, BUT INSTEAD WERE "REASONABLE" ABOUT?** _____

4. **IS THERE SOME DEPARTMENT OR AREA YOU HAVE TENDED TO NEGLECT OR NOT-IS?** _____

5. **HAVE YOU COMMITTED AN OVERT ON A SENIOR?** _____

6. **HAVE YOU COMMITTED AN OVERT ON A PUBLIC SCIENTOLOGIST?** _____

7. **HAVE YOU EVER FAILED TO PUT ETHICS IN ON A JUNIOR?** _____

8. **HAVE YOU EVER DELIBERATELY MISAPPLIED ETHICS OR JUSTICE ON SOMEBODY?** _____

9. **HAVE YOU EVER USED ETHICS OR JUSTICE SUPPRESSIVELY?** _____

10. **AS A STAFF MEMBER, HAVE YOU EVER COMPROMISED YOUR INTEGRITY?** _____

11. **HAVE YOU EVER FORWARDED A CSW OR OTHER PARTICLE YOU DID NOT REALLY KNOW TO BE OKAY?** _____

12. **HAVE YOU EVER WANTED TO LEAVE STAFF?** _____

(Find out when this was and check for an overt committed against the group prior to wanting to leave. Handle that overt per Steps A to G of False Purpose RD procedure. Then check for and handle any other such prior overt. When these have been handled, recheck the original question, #12.)

13. **HAVE YOU KNOWINGLY GONE BY MISUNDERSTOODS IN MATERIALS RELATED TO YOUR POST?** _____



14. **HAVE YOU EVER SUGGESTED OR ORDERED AN LRH HCOB OR HCO PL NOT BE FOLLOWED?** _____
15. **HAVE YOU EVER GIVEN OUT DATA WHICH WAS CONTRARY TO HCO BULLETINS OR POLICY LETTERS?** _____
16. **HAVE YOU KNOWINGLY VIOLATED LRH POLICY?** _____
17. **HAVE YOU EVER ALTERED AN ORDER OR OTHER COMMUNICATION FROM A SENIOR OR FROM MANAGEMENT?** _____
18. **HAVE YOU EVER FAILED TO WRITE A KNOWLEDGE REPORT WHEN YOU KNEW OF AN OUT-ETHICS SITUATION THAT SHOULD HAVE BEEN REPORTED?** _____
19. **HAVE YOU EVER FORBIDDEN OR PREVENTED ANOTHER FROM WRITING OR RELAYING A KNOWLEDGE REPORT?** _____
20. **HAVE YOU EVER DELIBERATELY CRASHED YOUR STATS IN ORDER TO MAKE SOMEBODY WRONG?** _____
21. **HAVE YOU EVER WASTED ORG BOOK STOCKS OR PERMITTED THEM TO BE WASTED OR TAMPERED WITH?** _____
22. **HAVE YOU EVER ATTEMPTED TO DIVERT ORG BUSINESS ELSEWHERE?** _____
23. **HAVE YOU EVER PUT OTHER DYNAMIC CONSIDERATIONS BEFORE YOUR RESPONSIBILITIES AS A STAFF MEMBER OR EXEC?** _____
24. **HAVE YOU EVER USED ORG LINES, MATERIALS OR CONNECTIONS FOR PERSONAL BUSINESS?** _____
25. **HAVE YOU EVER JUST PRETENDED TO DO A POST?** _____
26. **HAVE YOU BEEN IDLE, LOAFING OR GOOFING OFF ON POST?** _____
27. **HAVE YOU EVER ACCEPTED PAY OR OTHER SUPPORT AS A STAFF MEMBER WHEN YOU WERE PRODUCING NO OR FEW EXCHANGEABLE PRODUCTS?** _____
28. **HAVE YOU EVER STOOD BY AND ALLOWED OTHER STAFF TO BE SUPPORTED WHEN THEY WERE PRODUCING NO OR FEW EXCHANGEABLE PRODUCTS?** _____
29. **HAVE YOU EVER PERVERTED THE INTENT OF A BONUS OR COMMISSION SYSTEM?** _____
30. **HAVE YOU EVER FAILED TO SEE THAT A PAID-FOR SERVICE WAS DELIVERED?** _____



31. **HAVE YOU BEEN INVOLVED IN ANY SORT OF FINANCIAL IRREGULARITY?** _____
32. **HAVE YOU EVER USED YOUR POSITION TO OBTAIN UNUSUAL FAVORS?** _____
33. **HAVE YOU EVER ENGAGED IN ANY SORT OF 2D ACTIVITIES WITH PUBLIC STUDENTS OR PCs?** _____
34. **HAVE YOU EVER PERSISTED IN ANY 2D RELATIONSHIP THAT WAS POTENTIALLY HARMFUL TO THE ORGANIZATION?** _____
35. **HAVE YOU EVER ATTEMPTED TO SHIFT THE BLAME TO ANOTHER STAFF MEMBER OR EXEC FOR SOME OVERT YOU COMMITTED?** _____
36. **HAVE YOU EVER ATTEMPTED TO CONFUSE A SENIOR OR ETHICS OFFICER TO COVER UP SOME OVERT YOU HAD COMMITTED?** _____
37. **HAVE YOU EVER FALSE REPORTED ABOUT SOMETHING?** _____
38. **HAVE YOU EVER FALSIFIED A STATISTIC?** _____
39. **HAVE YOU EVER DAMAGED ORG PROPERTY?** _____
40. **HAVE YOU EVER ATTEMPTED TO DISCOURAGE ORG PCs OR STUDENTS FROM ADVANCING TO A HIGHER ORG?** _____
41. **HAVE YOU DONE SOMETHING THAT CUT THE DISSEMINATION LINES OF A SCIENTOLOGY ORG?** _____
42. **HAVE YOU EVER SPREAD FALSE DATA ABOUT SCIENTOLOGY STAFF MEMBERS OR EXECUTIVES?** _____
43. **HAVE YOU EVER ADVISED ANYONE AGAINST JOINING STAFF OF A SCIENTOLOGY ORG OR THE SEA ORG?** _____
44. **HAVE YOU EVER PRIVATELY FELT SYMPATHETIC TOWARDS A SUPPRESSIVE PERSON OR GROUP?** _____
45. **HAVE YOU MAINTAINED A CONNECTION TO A SUPPRESSIVE PERSON OR GROUP?** _____
46. **HAVE YOU EVER SAID DISCREDITABLE THINGS TO THE PRESS OR PUBLIC CONCERNING SCIENTOLOGY?** _____
47. **HAVE YOU EVER MADE FUN OF OR JOKED ABOUT YOUR POST, OTHER STAFF OR EXECs, OR LRH TECH OR POLICY?** _____
48. **HAVE YOU EVER PREVENTED A FELLOW STAFF MEMBER FROM WEARING HIS HAT?** _____



- 49. **HAVE YOU EVER PREVENTED ANOTHER FROM LEARNING HIS POST?** _____
- 50. **HAVE YOU EVER CAUSED OR CONTRIBUTED TO AN ORG MUTINY?** _____
- 51. **HAVE YOU EVER WITHHELD THAT YOU HAD A PTS TYPE A SITUATION?** _____
- 52. **WHILE ON STAFF OF A SCIENTOLOGY ORGANIZATION HAVE YOU COMMITTED ANY CIVIL CRIME?** _____
- 53. **HAVE YOU COMMITTED AN OVERT ON LRH?** _____
- 54. **HAVE YOU HAD A WITHHOLD FROM LRH?** _____

SECTION II QUESTIONS:

- 55. **DO YOU WANT A STAFF OR EXEC POSITION FOR SOME DESTRUCTIVE PURPOSE?** _____
- 56. **DO YOU WANT A STAFF OR EXEC POSITION ONLY TO DOMINATE OTHERS?** _____
- 57. **DO YOU SECRETLY WANT TO STOP THE ORGANIZATION?** _____
- 58. **ARE YOU AFRAID THE ORGANIZATION MIGHT GET TOO BIG?** _____
- 59. **HAVE YOU EVER INTENDED TO MAKE SCIENTOLOGY FAIL?** _____
- 60. **HAVE YOU HAD SOME PURPOSE WHICH IS IN OPPOSITION TO THE PURPOSE OF THIS ORG OR SCIENTOLOGY?** _____
- 61. **HAVE YOU EVER INTENDED TO TAKE SOMEONE'S MONEY FOR A SERVICE WITHOUT DELIVERING IT?** _____
- 62. **HAVE YOU EVER HAD A PURPOSE TO GET SOMETHING FOR NOTHING?** _____
- 63. **DO YOU WANT STAFF OR EXEC POSITION ONLY FOR PERSONAL GAIN?** _____
- 64. **DO YOU HAVE AN ULTERIOR MOTIVE FOR BEING ON STAFF?** _____

END RUDS:

(Session withholds are handled with usual withhold rudiment procedure. Undisclosed overts missed in doing the questions on the list are handled with Steps A to G of False Purpose RD procedure.)



1. **IN THIS CONFESSIONAL, HAVE YOU TOLD A HALF-TRUTH?** _____
2. **IN THIS CONFESSIONAL, HAVE YOU TOLD AN UNTRUTH?** _____
3. **IN THIS CONFESSIONAL, HAVE YOU SAID SOMETHING ONLY TO IMPRESS ME?** _____
4. **IN THIS CONFESSIONAL, HAVE YOU TRIED TO DAMAGE SOMEONE?** _____
5. **IN THIS CONFESSIONAL, HAVE YOU DELIBERATELY TRIED TO INFLUENCE THE E-METER?** _____
6. **IN THIS CONFESSIONAL, HAVE YOU SUCCESSFULLY WITHHELD SOMETHING?** _____
7. **IN THIS CONFESSIONAL, HAVE YOU COVERED UP FOR SOMEONE ELSE?** _____
8. **IN THIS CONFESSIONAL, HAS ANYONE SAID YOU HAD A WITHHOLD WHEN YOU DIDN'T HAVE ONE?** _____
9. **IN THIS CONFESSIONAL, HAS ANYTHING BEEN ASSERTED?** _____
10. **IN THIS CONFESSIONAL, HAS ANYTHING BEEN SUPPRESSED?** _____
11. **IN THIS CONFESSIONAL, HAS ANYTHING BEEN INVALIDATED?** _____

L. RON HUBBARD
Founder



HUBBARD COMMUNICATIONS OFFICE
Saint Hill Manor, East Grinstead, Sussex

HCO BULLETIN OF 13 MAY 1985

Remimeo
FPRD Auditors
and C/Ses
Tech/Qual
MAAs/EOs

False Purpose Rundown Series 10-D

SECOND DYNAMIC FORM

<i>Refs:</i>		
HCOB	5 June 84	FPRD Series 1 FALSE PURPOSE RUNDOWN
HCOB	9 June 84R Rev. 3.5.85	FPRD Series 5R AUDITING THE FALSE PURPOSE RUNDOWN
HCOB	11 June 84	FPRD Series 7 C/Sing THE FALSE PURPOSE RUNDOWN
HCOB	1 Mar. 77 III	FORMULATING CONFSSIONAL QUESTIONS
HCOB	1 Mar. 77 II	CONFSSIONAL FORMS
HCOB	26 Aug. 82	PAIN AND SEX
HCO PL	7 Mar. 65 III	OFFENSES AND PENALTIES

This form is for use as part of a False Purpose Rundown program on persons who are in need of case cleanup in the area of the second dynamic. It would only be used on a pc who has already received False Purpose Rundown Series 10-A, the Basic Form.

This list may have questions added to it by the C/S, but questions are not deleted from it in any case.

It may only be audited by a fully trained and qualified Hubbard False Purpose Rundown Auditor.

AUDITOR INSTRUCTIONS

The auditor does the whole form on the pc, starting with the Section I questions and proceeding on through to the end of the Section II questions. Every question is cleared and checked on the meter.

Reading questions on this list are handled with False Purpose Rundown procedure.

Questions in Section I of this form ask for overts, which are handled with steps A through G of the False Purpose Rundown procedure.

Questions in Section II ask directly for evil purposes and destructive intentions, and are handled using steps C through G of False Purpose Rundown procedure.



SECTION I QUESTIONS:

1. **HAVE YOU BETRAYED A SPOUSE OR SEXUAL PARTNER?** _____
2. **HAVE YOU DONE SOMETHING YOU ARE AFRAID YOUR SPOUSE OR SEXUAL PARTNER WILL FIND OUT?** _____
3. **HAVE YOU EVER LIED TO YOUR SPOUSE OR SEXUAL PARTNER?** _____
4. **HAVE YOU EVER IGNORED YOUR SPOUSE OR SEXUAL PARTNER?** _____
5. **HAVE YOU EVER PHYSICALLY INJURED YOUR SPOUSE OR SEXUAL PARTNER?** _____
6. **HAVE YOU EVER STOLEN ANYTHING FROM YOUR SPOUSE OR SEXUAL PARTNER?** _____
7. **DO YOU HAVE A SECRET YOU ARE AFRAID YOUR SPOUSE OR SEXUAL PARTNER WILL FIND OUT?** _____
8. **HAVE YOU EVER CAVED IN A SPOUSE OR SEXUAL PARTNER?** _____
9. **HAVE YOU EVER BELITTLED YOUR SPOUSE OR SEXUAL PARTNER TO OTHERS?** _____
10. **HAVE YOU EVER INJURED OR ILL-TREATED A PREGNANT WOMAN?** _____
11. **HAVE YOU EVER BETRAYED A CHILD?** _____
12. **HAVE YOU EVER PHYSICALLY INJURED A CHILD?** _____
13. **HAVE YOU EVER RIDICULED A CHILD?** _____
14. **HAVE YOU EVER BEEN IRRESPONSIBLE ABOUT CHILDREN?** _____
15. **HAVE YOU EVER DONE SOMETHING SEXUALLY PERVERTED WITH CHILDREN?** _____
16. **HAVE YOU EVER SEDUCED A MINOR?** _____
17. **HAVE YOU BETRAYED A PARENT?** _____
18. **HAVE YOU EVER LIED TO A PARENT?** _____
19. **HAVE YOU EVER IGNORED A PARENT?** _____
20. **HAVE YOU EVER PHYSICALLY INJURED A PARENT?** _____



21. **HAVE YOU EVER CAVED IN A PARENT?** _____
22. **HAVE YOU EVER RIDICULED A PARENT?** _____
23. **DO YOU HAVE A SECRET OVERT YOU ARE AFRAID YOUR MOTHER OR FATHER WILL FIND OUT?** _____
24. **HAVE YOU EVER PRACTICED SEX WITH A MEMBER OF YOUR FAMILY?** _____
25. **HAVE YOU EVER VIOLATED LRH TECH OR POLICIES ON THE SUBJECT OF THE SECOND DYNAMIC?** _____
26. **HAVE YOU EVER DONE ANYTHING WITH A MEMBER OF THE OPPOSITE SEX THAT YOU SHOULDN'T HAVE?** _____
27. **IS THERE SOMETHING YOU'VE DONE THAT COULD BE REGARDED AS PERVERTED?** _____
28. **HAVE YOU CONDONED OR BEEN "REASONABLE" ABOUT ANOTHER'S OUT-ETHICS OR PERVERSION ON THE SECOND DYNAMIC?** _____
29. **HAVE YOU EVER PRACTICED SEX WITH A MEMBER OF YOUR OWN SEX?** _____
30. **HAVE YOU EVER INFLICTED UNNECESSARY PAIN ON A SEXUAL PARTNER?** _____
31. **HAVE YOU EVER HAD ANYTHING TO DO WITH PORNOGRAPHY?** _____
32. **HAVE YOU EVER PRACTICED SEX WITH ANIMALS?** _____
33. **HAVE YOU EVER ENFORCED AN UNUSUAL SEXUAL PRACTICE UPON ANOTHER?** _____
34. **HAVE YOU EVER USED PAIN, DRUGS OR HYPNOTISM TO PROCURE SEX?** _____
35. **HAVE YOU EVER SEXUALLY ASSAULTED ANYONE?** _____
36. **HAVE YOU EVER TAKEN MONEY FOR HAVING SEX WITH SOMEONE?** _____
37. **HAVE YOU SEXUALLY COERCED AN EMPLOYEE?** _____
38. **HAVE YOU EVER MANIPULATED ANOTHER INTO SOME SORT OF SEXUAL ENCOUNTER, FOR THE PURPOSE OF BLACKMAIL?** _____
39. **IS THERE SOMETHING YOU'VE DONE ON THE SECOND DYNAMIC THAT WOULD RUIN YOUR REPUTATION IF IT WERE FOUND OUT?** _____



- 40. **HAVE YOU EVER KNOWINGLY USED SCIENTOLOGY TO OBTAIN SEXUAL RELATIONS OR RESTIMULATION?** _____
- 41. **HAVE YOU EVER CONDONED OR FORWARDED PSYCHIATRIC FALSE DATA ON THE SUBJECT OF SEX?** _____
- 42. **HAVE YOU EVER USED SEX TO TRAP OR CONTROL ANOTHER?** _____
- 43. **HAVE YOU EVER USED SEX TO DEPOWER OR DESTROY SOMEONE?** _____
- 44. **HAVE YOU EVER USED SEX TO MAKE ANOTHER INTROVERTED, FIXATED OR LESS PRODUCTIVE?** _____

SECTION II QUESTIONS:

- 45. **HAVE YOU EVER HAD AN INTENTION TO HARM A SPOUSE OR SEXUAL PARTNER?** _____
- 46. **HAVE YOU HAD AN EVIL PURPOSE TOWARD MEMBERS OF THE OPPOSITE SEX?** _____
- 47. **ON THE SECOND DYNAMIC IS THERE A CONSIDERATION YOU'VE HAD THAT IS NONSURVIVAL OR DESTRUCTIVE?** _____
- 48. **HAVE YOU EVER HAD AN INTENTION TO DO SOMETHING SEXUALLY PERVERTED?** _____
- 49. **IS THERE SOME EVIL PURPOSE OR DESTRUCTIVE INTENTION YOU'VE HAD TOWARD A FAMILY MEMBER?** _____
- 50. **IS THERE SOME EVIL PURPOSE OR DESTRUCTIVE INTENTION YOU'VE HAD TOWARD CHILDREN?** _____
- 51. **HAVE YOU EVER WANTED A SECOND DYNAMIC RELATIONSHIP TO FAIL?** _____
- 52. **HAVE YOU EVER INTENDED TO DESTROY A FAMILY?** _____
- 53. **ON THE SECOND DYNAMIC IS THERE SOME OTHER BAD IMPULSE YOU'VE HAD?** _____
- 54. **ON THE SECOND DYNAMIC, IS THERE SOME NONSURVIVAL PURPOSE OR CONSIDERATION YOU'VE HAD THAT YOU DON'T DARE MENTION?** _____

END RUDS

(Session withholders are handled with usual withhold rudiment procedure. Undisclosed overts missed in doing the questions on the list are handled with steps A-G of False Purpose RD procedure.)



1. **IN THIS CONFESSIONAL, HAVE YOU TOLD A HALF-TRUTH?** _____
2. **IN THIS CONFESSIONAL, HAVE YOU TOLD AN UNTRUTH?** _____
3. **IN THIS CONFESSIONAL, HAVE YOU SAID SOMETHING ONLY TO IMPRESS ME?** _____
4. **IN THIS CONFESSIONAL, HAVE YOU TRIED TO DAMAGE SOMEONE?** _____
5. **IN THIS CONFESSIONAL, HAVE YOU DELIBERATELY TRIED TO INFLUENCE THE E-METER?** _____
6. **IN THIS CONFESSIONAL, HAVE YOU SUCCESSFULLY WITHHELD SOMETHING?** _____
7. **IN THIS CONFESSIONAL, HAVE YOU COVERED UP FOR SOMEONE ELSE?** _____
8. **IN THIS CONFESSIONAL, HAS ANYONE SAID YOU HAD A WITHHOLD WHEN YOU DIDN'T HAVE ONE?** _____
9. **IN THIS CONFESSIONAL, HAS ANYTHING BEEN ASSERTED?** _____
10. **IN THIS CONFESSIONAL, HAS ANYTHING BEEN SUPPRESSED?** _____
11. **IN THIS CONFESSIONAL, HAS ANYTHING BEEN INVALIDATED?** _____

L. RON HUBBARD
Founder



HUBBARD COMMUNICATIONS OFFICE
Saint Hill Manor, East Grinstead, Sussex

HCO BULLETIN OF 14 MAY 1985

Remimeo
False Purpose RD
Auditors
and C/Ses
Tech/Qual
MAAs/Ethics Offs

False Purpose Rundown Series 10-E

MONEY AND FINANCE FORM

Refs:

HCOB	5 June	84R	FPRD Series 1R
	Rev. 11.1.90		FALSE PURPOSE RUNDOWN
HCOB	9 June	84R	FPRD Series 5R
	Rev. 3.5.85		AUDITING THE FALSE PURPOSE RUNDOWN
HCOB	11 June	84	FPRD Series 7
			C/Sing THE FALSE PURPOSE RUNDOWN
HCOB	1 Mar.	77 III	FORMULATING CONFSSIONAL QUESTIONS
HCOB	1 Mar.	77 II	CONFSSIONAL FORMS

This form is for use as part of a False Purpose Rundown program on people, staff or public, who are in need of case cleanup in the area of money and finance. Such people would include registration, sales, Treasury Division and Finance Office personnel and execs, FSMs, etc.

Most any public person or staff member who deals with money or finance could benefit from auditing on this form. The form would only be used on a pc who has already received the False Purpose Rundown Basic Form (HCOB 14 June 84, False Purpose RD Series 10-A).

This list may have questions added to it by the C/S, but questions are not deleted from it in any case. It may only be delivered by a trained and qualified Hubbard False Purpose Rundown Auditor.

AUDITOR INSTRUCTIONS

The auditor does the whole form on the pc, starting with the Section I questions and proceeding on through to the end of the Section II questions. Every question is cleared and checked on the meter.

Reading questions on this list are handled with False Purpose Rundown procedure.

Questions in Section I of this form ask for overts, which are handled with Steps A through G of the False Purpose Rundown procedure.



Questions in Section II ask directly for evil purposes and destructive intentions, and are handled using Steps C through G of False Purpose Rundown procedure.

SECTION I QUESTIONS:

1. **HAVE YOU EVER STOLEN MONEY?** _____
2. **HAVE YOU EVER USED THREATS AS A MEANS OF OBTAINING MONEY?** _____
3. **HAVE YOU EVER ACCEPTED A BRIBE?** _____
4. **HAVE YOU EVER DENIED YOURSELF INCOME?** _____
5. **HAVE YOU EVER VIOLATED YOUR OWN FINANCIAL PLANS OR BUDGET?** _____
6. **HAVE YOU EVER CHEATED SOMEONE OUT OF MONEY?** _____
7. **HAVE YOU EVER WASTED MONEY YOU REALLY NEEDED?** _____
8. **HAVE YOU EVER MISUSED MONEY ENTRUSTED TO YOU BY ANOTHER?** _____
9. **HAVE YOU EVER CHARGED EXORBITANT INTEREST ON MONEY LOANED?** _____
10. **HAVE YOU EVER MISUSED A CREDIT CARD?** _____
11. **HAVE YOU EVER SOLD ILLEGAL GOODS OR SERVICES?** _____
12. **HAVE YOU EVER EMBEZZLED MONEY?** _____
13. **HAVE YOU EVER PRACTICED FRAUD?** _____
14. **HAVE YOU EVER FALSIFIED FINANCIAL RECORDS IN ANY FIRM YOU WORKED FOR?** _____
15. **HAVE YOU EVER FORGED A SIGNATURE, CHECK OR DOCUMENT?** _____
16. **HAVE YOU EVER USED MONEY GRANTED TO YOU FOR PURPOSES OTHER THAN WHAT THE GRANT WAS FOR?** _____
17. **HAVE YOU EVER PROMOTED A FALSE "CHARITY" FOR YOUR OWN PROFIT?** _____
18. **HAVE YOU EVER FAILED TO PAY SOMEONE IN FULL FOR GOODS OR SERVICES FOR WHICH YOU OWED THEM?** _____
19. **HAVE YOU FALSELY CLAIMED PAY, A BONUS OR COMMISSION?** _____
20. **HAVE YOU EVER LIED ABOUT YOUR INCOME OR FINANCIAL SITUATION?** _____



21. **HAVE YOU EVER SECRETLY BOUGHT ANYTHING YOURSELF AND SOLD IT TO YOUR EMPLOYER AT A PROFIT?** _____
22. **HAVE YOU EVER TAKEN ANOTHER'S SALES PROSPECTS?** _____
23. **HAVE YOU EVER NEGLECTED TO KEEP COMPLETE REGISTRAR OR SALES RECORDS?** _____
24. **HAVE YOU MISUSED AN ORG'S OR EMPLOYER'S FUNDS?** _____
25. **HAVE YOU EVER JUGGLED AN ORG'S OR COMPANY'S ACCOUNTS?** _____
26. **HAVE YOU BEEN INVOLVED IN ANY FINANCIAL IRREGULARITIES?** _____
27. **HAVE YOU EVER FAILED TO WRITE A KNOWLEDGE REPORT WHEN YOU KNEW OF ANOTHER'S FINANCIAL IRREGULARITIES?** _____
28. **HAVE YOU EVER HIDDEN OR DESTROYED A REPORT ON FINANCIAL IRREGULARITIES OR CRIMES?** _____
29. **HAVE YOU USED A SCIENTOLOGY ORGANIZATION'S FUNDS FOR PERSONAL EXPENSES?** _____
30. **HAVE YOU EVER PAID A SQUIRREL FOR SERVICES?** _____
31. **HAVE YOU EVER SOLD OR DELIVERED AN ALTERED VERSION OF ANY DIANETICS OR SCIENTOLOGY ARTICLE OR SERVICE?** _____
32. **HAVE YOU EVER TAKEN MONEY FOR PASSING ON CONFIDENTIAL INFORMATION?** _____
33. **HAVE YOU EVER BETRAYED ANYONE FOR MONEY?** _____
34. **HAVE YOU EVER USED RELIGION OR RELIGIOUS BUTTONS ONLY TO MAKE MONEY?** _____
35. **HAVE YOU EVER PAID ANOTHER TO GIVE FALSE TESTIMONY?** _____
36. **HAVE YOU EVER BEEN PAID TO GIVE FALSE TESTIMONY?** _____
37. **HAVE YOU EVER ENGAGED IN SEX FOR MONEY, GIFTS OR FAVORS?** _____
38. **HAVE YOU EVER TAKEN ADVANTAGE OF A FRIEND OR FAMILY MEMBER IN ORDER TO OBTAIN MONEY, GIFTS OR FAVORS?** _____
39. **HAVE YOU EVER PRETENDED POVERTY TO GET SOMEONE TO TAKE PITY ON YOU?** _____
40. **HAVE YOU EVER MARRIED FOR MONEY?** _____



41. **HAVE YOU EVER DELIBERATELY BECOME OR REMAINED IMPOVERISHED TO MAKE SOMEONE WRONG?** _____
42. **HAVE YOU EVER MADE SOMEONE WRONG FOR HAVING MONEY?** _____
43. **HAVE YOU EVER DELIBERATELY RUINED SOMEONE FINANCIALLY?** _____
44. **HAVE YOU EVER MANIPULATED A CURRENCY FOR YOUR OWN PROFIT?** _____
45. **HAVE YOU EVER MADE SOMEONE A DRUG ADDICT FOR YOUR OWN PROFIT?** _____
46. **HAVE YOU EVER INJURED OR KILLED SOMEONE FOR PAY?** _____
47. **HAVE YOU EVER DAMAGED PROPERTY FOR PAY?** _____
48. **HAVE YOU EVER DELIBERATELY CONFUSED SOMEONE ON THE SUBJECT OF MONEY?** _____
49. **HAVE YOU EVER DAMAGED SOMEONE'S MIND FOR PAY?** _____
50. **HAVE YOU EVER COVERTLY PROMOTED A CONFLICT OR DISPUTE IN ORDER TO PROFIT BY IT?** _____
51. **HAVE YOU EVER USED MONEY OR MEST TO DISTRACT ANYONE FROM GOING UP THE BRIDGE?** _____
52. **HAVE YOU EVER BOUGHT OR SOLD ANOTHER HUMAN BEING?** _____
53. **IS THERE SOMETHING YOU'VE DONE WITH MONEY OR FINANCES WHICH NO ONE SHOULD FIND OUT?** _____

SECTION II QUESTIONS:

54. **IN REGARD TO MONEY AND FINANCE, HAVE YOU EVER HAD AN EVIL PURPOSE OR DESTRUCTIVE INTENTION?** _____
55. **IN REGARD TO MONEY AND FINANCE, HAVE YOU EVER HAD A NONSURVIVAL CONSIDERATION?** _____
56. **HAVE YOU EVER THOUGHT THAT NO ONE SHOULD HAVE MONEY OR PROPERTY?** _____
57. **HAVE YOU EVER THOUGHT THAT POVERTY WAS GOOD?** _____
58. **HAVE YOU EVER HAD AN IMPULSE TO USE MONEY TO CONTROL, ENSLAVE OR DOMINATE OTHERS?** _____
59. **HAVE YOU FELT IT WAS ALL RIGHT TO GET MONEY BY DISHONEST MEANS?** _____



END RUDS:

(Session withholds are handled with usual withhold rudiment procedure. Undisclosed overts missed in doing the questions on the list are handled with Steps A–G of False Purpose RD procedure.)

1. **IN THIS CONFESSIONAL, HAVE YOU TOLD A HALF-TRUTH?** _____
2. **IN THIS CONFESSIONAL, HAVE YOU TOLD AN UNTRUTH?** _____
3. **IN THIS CONFESSIONAL, HAVE YOU SAID SOMETHING ONLY TO IMPRESS ME?** _____
4. **IN THIS CONFESSIONAL, HAVE YOU TRIED TO DAMAGE SOMEONE?** _____
5. **IN THIS CONFESSIONAL, HAVE YOU DELIBERATELY TRIED TO INFLUENCE THE E-METER?** _____
6. **IN THIS CONFESSIONAL, HAVE YOU SUCCESSFULLY WITHHELD SOMETHING?** _____
7. **IN THIS CONFESSIONAL, HAVE YOU COVERED UP FOR SOMEONE ELSE?** _____
8. **IN THIS CONFESSIONAL, HAS ANYONE SAID YOU HAD A WITHHOLD WHEN YOU DIDN'T HAVE ONE?** _____
9. **IN THIS CONFESSIONAL, HAS ANYTHING BEEN ASSERTED?** _____
10. **IN THIS CONFESSIONAL, HAS ANYTHING BEEN SUPPRESSED?** _____
11. **IN THIS CONFESSIONAL, HAS ANYTHING BEEN INVALIDATED?** _____

L. RON HUBBARD
Founder



HUBBARD COMMUNICATIONS OFFICE
Saint Hill Manor, East Grinstead, Sussex

HCO BULLETIN OF 15 MAY 1985

Remimeo
False Purpose RD
Auditors
and C/Ses
Tech/Qual
MAAs/EOs

False Purpose Rundown Series 10-F

DISSEMINATION FORM

Refs:

HCOB	5 June	84R	FPRD Series 1R
	Rev. 11.1.90		FALSE PURPOSE RUNDOWN
HCOB	9 June	84R	FPRD Series 5R
	Rev. 3.5.85		AUDITING THE FALSE PURPOSE RUNDOWN
HCOB	11 June	84	FPRD Series 7
			C/Sing THE FALSE PURPOSE RUNDOWN
HCOB	1 Mar.	77 III	FORMULATING CONFSSIONAL QUESTIONS
HCOB	1 Mar.	77 II	CONFSSIONAL FORMS

This form is for use in auditing the False Purpose Rundown on Scientology org or mission staff members or field staff members, and covers the subject of Scientology dissemination. It could be given to Body Registrars, Letter Registrars, Tours Registrars and other registration, promotion and sales personnel. It can also be audited on field staff members or even public who work at jobs involving sales.

Such people, staff and public, can be given both this form *and* the Money and Finance Form (HCOB 14 May 85, False Purpose Rundown Series 10-E).

This form would only be used on a pc who has already received the False Purpose RD Basic Form (HCOB 14 June 84, False Purpose Rundown Series 10-A).

This list may have questions added to it by the C/S, but questions are not deleted from it in any case.

It may only be delivered by a fully qualified Hubbard False Purpose Rundown Auditor.

AUDITOR INSTRUCTIONS

The auditor does the whole form on the pc, starting with the Section I questions and proceeding on through to the end of the Section II questions. Every question is cleared and checked on the meter.

Reading questions on this list are handled with False Purpose Rundown procedure.



Questions in Section I of this form ask for overts, which are handled with Steps A through G of the False Purpose Rundown procedure.

Questions in Section II ask directly for evil purposes and destructive intentions, and are handled using Steps C through G of False Purpose Rundown procedure.

SECTION I QUESTIONS:

1. **HAVE YOU EVER FAILED TO TAKE AN OPPORTUNITY TO DISSEMINATE SCIENTOLOGY?** _____
2. **HAVE YOU EVER PRETENDED YOU WEREN'T A SCIENTOLOGIST?** _____
3. **HAVE YOU EVER HINDERED A PERSON'S PROGRESS THROUGH SCIENTOLOGY?** _____
4. **HAVE YOU EVER DRIVEN SOMEONE AWAY FROM SCIENTOLOGY?** _____
5. **HAVE YOU EVER TAKEN ANOTHER PERSON'S PROSPECT?** _____
6. **HAVE YOU EVER FALSIFIED SALES RECORDS?** _____
7. **HAVE YOU EVER FALSIFIED YOUR STATS IN A DISSEMINATION CONTEST OR GAME?** _____
8. **HAVE YOU EVER FALSELY REPORTED OR PADDED YOUR STATS?** _____
9. **HAVE YOU EVER PROMISED SERVICES FOR OFF-POLICY PRICES?** _____
10. **HAVE YOU EVER KEPT BOOKS YOU HAD TAKEN TO SELL ON CONSIGNMENT?** _____
11. **HAVE YOU EVER MISUSED OR DAMAGED ORG MATERIALS OR PROPERTY?** _____
12. **HAVE YOU EVER COLLECTED COMMISSIONS WHERE CHECKS BOUNCED OR PCs TURNED OUT TO BE ILLEGAL AND KEPT THE COMMISSIONS ANYWAY?** _____
13. **IN DISSEMINATING, HAVE YOU EVER TOLD A LIE?** _____
14. **IN DISSEMINATING, HAVE YOU EVER PROMISED A PROSPECT SPECIAL FAVORS?** _____
15. **IN DISSEMINATING, HAVE YOU EVER GONE OUT-2D?** _____
16. **IN DISSEMINATING, HAVE YOU EVER INVALIDATED OR MADE A PROSPECT WRONG?** _____
17. **IN DISSEMINATING, HAVE YOU EVER ARC BROKEN A PROSPECT?** _____



18. **IN DISSEMINATING, HAVE YOU EVER GIVEN A PROSPECT MISUNDERSTOOD WORDS OR TERMS?** _____
19. **HAVE YOU EVER FAILED TO TAKE RESPONSIBILITY FOR SEEING THAT A PROSPECT WAS SERVICED?** _____
20. **HAVE YOU EVER NATTERED TO A PROSPECT ABOUT THE STAFF OR QUARTERS OF AN ORG OR MISSION?** _____
21. **HAVE YOU EVER NATTERED TO STAFF OR PUBLIC OF AN ORG OR MISSION ABOUT ANOTHER SCIENTOLOGY ORGANIZATION?** _____
22. **HAVE YOU EVER HAD MUTUAL OUT-RUDS WITH SOME STAFF MEMBER OR FIELD STAFF MEMBER?** _____
23. **IN DISSEMINATING, HAVE YOU EVER FAILED TO CLOSE AN IMPORTANT SALE?** _____
24. **HAVE YOU EVER ENCOURAGED OR AIDED A PROSPECT IN FALSE REPORTING TO A BANK OR OTHER LOAN AGENCY TO OBTAIN A LOAN?** _____
25. **HAVE YOU EVER ENCOURAGED A PROSPECT TO BUY COURSES HE DID NOT INTEND TO TAKE JUST SO HE COULD RECEIVE AUDITING AT A DISCOUNT PRICE?** _____
26. **IN DISSEMINATING, HAVE YOU EVER PROMISED A RETURN OF FEES IN ORDER TO OBTAIN A SALE?** _____
27. **HAVE YOU EVER CONVINCED A PROSPECT TO TAKE SERVICES AT A HIGH-LEVEL ORG ONLY TO GET MORE COMMISSION?** _____
28. **HAVE YOU EVER TRIED TO PERSUADE TECHNICAL STAFF OR ORG EXECS TO ACCEPT AN ILLEGAL PC ONTO AUDITING LINES?** _____
29. **HAVE YOU EVER FAILED TO KEEP YOURSELF INFORMED OF THE SERVICES AVAILABLE?** _____
30. **HAVE YOU EVER FAILED TO CLEAN UP YOUR OWN MISUNDERSTOODS ON SCIENTOLOGY?** _____
31. **HAVE YOU EVER FAILED TO DO DISSEMINATION DRILLS WHEN NEEDED?** _____
32. **HAVE YOU EVER FAILED TO ATTEND FIELD STAFF MEMBER RALLIES WHEN YOU SHOULD HAVE?** _____
33. **HAVE YOU EVER ALTERED OR VIOLATED LRH DISSEMINATION TECH OR POLICY?** _____
34. **HAVE YOU EVER DONE SOMETHING WHILE DISSEMINATING THAT YOU FELT YOU HAD TO JUSTIFY?** _____
35. **AS A FIELD STAFF MEMBER HAVE YOU EVER AVOIDED OR REFUSED CORRECTION?** _____



36. **HAS IT EVER BEEN AN OVERT TO SELL OR DISSEMINATE?** _____
37. **HAVE YOU EVER DONE SOMETHING THAT A PROSPECT SHOULDN'T FIND OUT ABOUT?** _____
38. **HAVE YOU EVER HINDERED THE PRODUCTION OR DISTRIBUTION OF SCIENTOLOGY PROMOTIONAL MATERIALS?** _____
39. **HAVE YOU EVER VIOLATED LRH POLICY ON THE PRODUCTION OR DISTRIBUTION OF SCIENTOLOGY PROMOTIONAL MATERIALS?** _____
40. **HAVE YOU EVER DONE SOMETHING THAT WOULD UNDERMINE OR LIMIT THE PROMOTION OR SALE OF SCIENTOLOGY BOOKS, TAPES, METERS, INSIGNIA OR FILMS?** _____
41. **HAVE YOU EVER COMMITTED AN OVERT AGAINST MONEY?** _____
42. **HAVE YOU EVER COMMITTED AN OVERT AGAINST TRAINING?** _____
43. **HAVE YOU EVER COMMITTED AN OVERT AGAINST PROCESSING?** _____
44. **HAVE YOU EVER COMMITTED AN OVERT AGAINST A REG OR FIELD STAFF MEMBER?** _____

SECTION II QUESTIONS:

45. **HAVE YOU EVER HAD AN EVIL PURPOSE WITH REGARD TO DISSEMINATION?** _____
46. **HAVE YOU EVER HAD A DESTRUCTIVE INTENTION TOWARD DISSEMINATION?** _____
47. **HAVE YOU EVER WANTED TO KEEP PEOPLE OUT OF SCIENTOLOGY?** _____
48. **WOULD SOMETHING BAD HAPPEN IF SCIENTOLOGY GOT TOO BIG?** _____
49. **HAVE YOU EVER SECRETLY WANTED SCIENTOLOGY DISSEMINATION STOPPED?** _____
50. **HAVE YOU EVER SECRETLY WANTED SOMEONE'S EFFORTS AT DISSEMINATION TO FAIL?** _____
51. **HAVE YOU EVER HAD AN IMPULSE TO DESTROY SCIENTOLOGY'S IMAGE OR REPUTE?** _____

END RUDS:

(Session withholds are handled with usual withhold rudiment procedure. Undisclosed overts missed in doing the questions on the list are handled with Steps A–G of False Purpose RD procedure.)



1. **IN THIS CONFESSIONAL, HAVE YOU TOLD A HALF-TRUTH?** _____
2. **IN THIS CONFESSIONAL, HAVE YOU TOLD AN UNTRUTH?** _____
3. **IN THIS CONFESSIONAL, HAVE YOU SAID SOMETHING ONLY TO IMPRESS ME?** _____
4. **IN THIS CONFESSIONAL, HAVE YOU TRIED TO DAMAGE SOMEONE?** _____
5. **IN THIS CONFESSIONAL, HAVE YOU DELIBERATELY TRIED TO INFLUENCE THE E-METER?** _____
6. **IN THIS CONFESSIONAL, HAVE YOU SUCCESSFULLY WITHHELD SOMETHING?** _____
7. **IN THIS CONFESSIONAL, HAVE YOU COVERED UP FOR SOMEONE ELSE?** _____
8. **IN THIS CONFESSIONAL, HAS ANYONE SAID YOU HAD A WH WHEN YOU DIDN'T HAVE ONE?** _____
9. **IN THIS CONFESSIONAL, HAS ANYTHING BEEN ASSERTED?** _____
10. **IN THIS CONFESSIONAL, HAS ANYTHING BEEN SUPPRESSED?** _____
11. **IN THIS CONFESSIONAL, HAS ANYTHING BEEN INVALIDATED?** _____

L. RON HUBBARD
Founder



HUBBARD COMMUNICATIONS OFFICE
Saint Hill Manor, East Grinstead, Sussex

HCO BULLETIN OF 2 JULY 1985

Remimeo
FPRD Auditors
and C/Ses
Tech/Qual
MAAs/EOs
CC N/W C/Ses

False Purpose Rundown Series 10-G

ARTIST FORM

Refs:

HCOB 5 June 84	FPRD Series 1 FALSE PURPOSE RUNDOWN
HCOB 9 June 84R Rev. 3.5.85	FPRD Series 5R AUDITING THE FALSE PURPOSE RUNDOWN
HCOB 11 June 84	FPRD Series 7 C/Sing THE FALSE PURPOSE RUNDOWN
HCOB 1 Mar. 77 III	FORMULATING CONFESSIONAL QUESTIONS
HCOB 1 Mar. 77 II	CONFESSIONAL FORMS
The HCOBs and HCO PLs of the ART SERIES	

You should use this form when auditing the False Purpose Rundown on artists and those involved with the creation of artistic products. Such people include musicians, actors, photographers, artists, writers, designers, those involved in promotional or advertising work, etc.

The form is only given to a pc who has already completed auditing on the False Purpose Rundown Basic Form (HCOB 14 June 84, False Purpose Rundown Series 10-A).

This list may have questions added to it by the C/S, but questions are not deleted from it in any case.

It may only be audited by a fully trained and qualified Hubbard False Purpose Rundown Auditor.

AUDITOR INSTRUCTIONS

The auditor does the whole form on the pc, starting with the Section I questions and proceeding on through to the end of the Section II questions. Every question is cleared and checked on the meter.

Reading questions on this list are handled with False Purpose Rundown procedure.

Questions in Section I of this form ask for overts, which are handled with Steps A through G of the False Purpose Rundown procedure.

Questions in Section II ask directly for evil purposes and destructive intentions, and are handled using Steps C through G of False Purpose Rundown procedure.



Each question should be well grooved in with the pc, so that it is clear how the question might apply to his own particular case or circumstances or specialized field of art.

SECTION I QUESTIONS:

1. **HAVE YOU EVER PRETENDED TO HAVE CREATED A WORK OF ART WHEN YOU HADN'T?** _____
2. **HAVE YOU EVER STOLEN SOMEBODY ELSE'S IDEA?** _____
3. **HAVE YOU EVER QUICKIED OR DONE A BRUSH-OFF JOB ON A WORK OF ART?** _____
4. **HAVE YOU EVER PRODUCED AN UNPROFESSIONAL PRODUCT?** _____
5. **IN CREATING A WORK OF ART, HAVE YOU EVER IGNORED ITS COMMUNICATION IN FAVOR OF TECHNICAL PERFECTION?** _____
6. **HAVE YOU EVER DONE SOMETHING THAT CAUSED A PUBLIC TO GO OUT OF COMM WITH YOU?** _____
7. **HAVE YOU EVER COMPOSED OR CREATED A PIECE OF ART THAT HAD A CONFUSED OR INCOMPREHENSIBLE MESSAGE?** _____
8. **HAVE YOU EVER FAILED TO INTEGRATE THE DIFFERENT COMPONENT PARTS OF A WORK OF ART?** _____
9. **HAVE YOU EVER REFUSED TO GRANT BEINGNESS TO A PUBLIC?** _____
10. **HAVE YOU EVER INVALIDATED ANOTHER ARTIST'S WORK?** _____
11. **HAVE YOU EVER IGNORED AN ARTIST?** _____
12. **HAVE YOU EVER INVALIDATED AN ARTIST?** _____
13. **HAVE YOU EVER EVALUATED FOR AN ARTIST?** _____
14. **HAVE YOU EVER THIRD-PARTIED ANOTHER ARTIST?** _____
15. **HAVE YOU EVER CUT A COMMUNICATION LINE TO A PUBLIC?** _____
16. **HAVE YOU EVER OBSCURED OR DISTRACTED ATTENTION FROM ANOTHER'S WORK?** _____
17. **HAVE YOU EVER USED YOUR WORK AS AN EXCUSE FOR NEGLECT?** _____
18. **HAVE YOU EVER DEBASED AN ART FOR MONEY?** _____



19. **HAVE YOU EVER CHARGED SOMEONE A FEE FOR SOMETHING YOU DIDN'T DELIVER?** _____
20. **HAVE YOU EVER BETRAYED YOUR PROFESSION?** _____
21. **HAVE YOU EVER DESTROYED A WORK OF ART?** _____
22. **HAVE YOU EVER DELIBERATELY DONE BAD WORK?** _____
23. **HAVE YOU EVER WORKED OR PERFORMED UNDER THE INFLUENCE OF DRUGS OR ALCOHOL?** _____
24. **HAVE YOU EVER USED A POSITION AS AN OPINION LEADER TO ADVOCATE DRUGS?** _____
25. **HAVE YOU EVER USED ART TO OBTAIN SEXUAL STIMULATION?** _____
26. **HAVE YOU EVER RUINED A SHOW OR PERFORMANCE?** _____
27. **HAVE YOU EVER PERFORMED POORLY TO MAKE OTHERS WRONG?** _____
28. **HAVE YOU EVER BROKEN A CONTRACT?** _____
29. **HAVE YOU EVER INVALIDATED AN AUDIENCE?** _____
30. **HAVE YOU EVER ARC BROKEN AN AUDIENCE?** _____
31. **HAVE YOU EVER IGNORED AN AUDIENCE?** _____
32. **HAVE YOU EVER BLAMED AN AUDIENCE FOR A POOR SHOW?** _____
33. **HAVE YOU EVER WITHHELD YOURSELF FROM AN AUDIENCE?** _____
34. **HAVE YOU EVER DAMAGED TOOLS, INSTRUMENTS OR PIECES OF EQUIPMENT?** _____
35. **HAVE YOU EVER BLAMED A TOOL OR PIECE OF EQUIPMENT FOR YOUR OWN MISTAKE?** _____
36. **IN STUDYING SOME FIELD OF ART, HAVE YOU EVER KNOWINGLY GONE BY A WORD OR TERM THAT YOU DIDN'T FULLY UNDERSTAND?** _____
37. **HAVE YOU EVER FALSELY DEFINED AN ART TERM TO ANOTHER?** _____
38. **HAVE YOU EVER ALTERED OR PERVERTED LRH TECH ON ART?** _____
39. **HAVE YOU EVER INVALIDATED OR IGNORED LRH TECH ON ART?** _____



40. **HAVE YOU EVER USED A WORK OF ART TO PUNISH OR HARM SOMEONE?** _____
41. **HAVE YOU EVER CREATED A WORK OF ART FOR SOME DESTRUCTIVE PURPOSE?** _____
42. **HAVE YOU EVER USED A WORK OF ART TO ENSNARE OR TRAP THETANS FOR A BAD PURPOSE?** _____
43. **HAVE YOU EVER WORKED TO MAKE AN ARTIST FAIL?** _____
44. **HAVE YOU EVER USED A WORK OF ART TO AID OR FORWARD A PSYCHIATRIC MIND CONTROL OPERATION?** _____
45. **HAVE YOU EVER USED ART FOR A VICIOUS OR CRUEL PURPOSE?** _____

SECTION II QUESTIONS:

46. **IN CONNECTION WITH ART, HAVE YOU HAD AN EVIL PURPOSE?** _____
47. **HAVE YOU EVER HAD AN IMPULSE TO DESTROY SOMEONE'S ART?** _____
48. **HAVE YOU EVER WANTED TO STOP OR DESTROY ARTISTIC EFFORTS?** _____
49. **HAVE YOU EVER HAD AN INTENTION TO HARM OR DESTROY ARTISTS?** _____
50. **IN THE AREA OF ART, DO YOU HAVE AN EVIL IMPULSE OR INTENTION THAT YOU HAVE TO RESTRAIN?** _____
51. **HAVE YOU EVER CREATED A WORK OF ART FOR A DESTRUCTIVE PURPOSE?** _____

END RUDS:

(Session withholds are handled with usual withhold rudiment procedure. Undisclosed overts missed in doing the questions on the list are handled with Steps A-G of False Purpose Rundown procedure.) _____

1. **IN THIS CONFESSIONAL, HAVE YOU TOLD A HALF-TRUTH?** _____
2. **IN THIS CONFESSIONAL, HAVE YOU TOLD AN UNTRUTH?** _____
3. **IN THIS CONFESSIONAL, HAVE YOU SAID SOMETHING ONLY TO IMPRESS ME?** _____



4. **IN THIS CONFESSIONAL, HAVE YOU TRIED TO DAMAGE SOMEONE?** _____
5. **IN THIS CONFESSIONAL, HAVE YOU DELIBERATELY TRIED TO INFLUENCE THE E-METER?** _____
6. **IN THIS CONFESSIONAL, HAVE YOU SUCCESSFULLY WITHHELD SOMETHING?** _____
7. **IN THIS CONFESSIONAL, HAVE YOU COVERED UP FOR SOMEONE ELSE?** _____
8. **IN THIS CONFESSIONAL, HAS ANYONE SAID YOU HAD A WITHHOLD WHEN YOU DIDN'T HAVE ONE?** _____
9. **IN THIS CONFESSIONAL, HAS ANYTHING BEEN ASSERTED?** _____
10. **IN THIS CONFESSIONAL, HAS ANYTHING BEEN SUPPRESSED?** _____
11. **IN THIS CONFESSIONAL, HAS ANYTHING BEEN INVALIDATED?** _____

L. RON HUBBARD
Founder



HUBBARD COMMUNICATIONS OFFICE
Saint Hill Manor, East Grinstead, Sussex

HCO BULLETIN OF 17 MAY 1985

Remimeo
FPRD Auditors
and C/Ses
Tech/Qual
MAAs/EOs

False Purpose Rundown Series 10-H

AUDITOR FORM

<i>Refs:</i>		
HCOB	5 June 84	FPRD Series 1 FALSE PURPOSE RUNDOWN
HCOB	9 June 84R Rev. 3.5.85	FPRD Series 5R AUDITING THE FALSE PURPOSE RUNDOWN
HCOB	11 June 84	FPRD Series 7 C/Sing THE FALSE PURPOSE RUNDOWN
HCOB	1 Mar. 77 III	FORMULATING CONFESSIONAL QUESTIONS
HCOB	1 Mar. 77 II	CONFESSIONAL FORMS

This form is for use in auditing the False Purpose Rundown on trained auditors. It would only be used on a pc who had already been completed on the False Purpose RD Basic Form (HCOB 14 June 84, False Purpose Rundown Series 10-A).

This list may have questions added to it by the C/S, but questions are not deleted from it in any case.

It may only be delivered by a fully qualified Hubbard False Purpose Rundown Auditor.

AUDITOR INSTRUCTIONS

The auditor does the whole form on the pc, starting with the Section I questions and proceeding on through to the end of the Section II questions. Every question is cleared and checked on the meter.

Reading questions on this list are handled with False Purpose Rundown procedure.

Questions in Section I of this form ask for overts, which are handled with steps A through G of the False Purpose Rundown procedure.

Questions in Section II ask directly for evil purposes and destructive intentions, and are handled using steps C through G of False Purpose Rundown procedure.



SECTION I QUESTIONS:

1. **HAVE YOU EVER EVALUATED FOR A PRECLEAR?** _____
2. **HAVE YOU EVER TOLD A PRECLEAR WHAT HE SHOULD THINK ABOUT HIS CASE?** _____
3. **HAVE YOU EVER INVALIDATED A PRECLEAR?** _____
4. **HAVE YOU EVER, OVERTLY OR COVERTLY, GIVEN A PC THE IMPRESSION THAT HE WAS WRONG?** _____
5. **HAVE YOU EVER PERMITTED A PRECLEAR TO TAKE CONTROL OF THE SESSION?** _____
6. **HAVE YOU EVER GOTTEN ANGRY OR MISEMOTIONAL WITH A PRECLEAR?** _____
7. **HAVE YOU EVER AUDITED A PRECLEAR YOU KNEW TO BE UNSESSIONABLE?** _____
8. **HAVE YOU EVER PERMITTED A PRECLEAR TO BLOW SESSION?** _____
9. **HAVE YOU EVER BEEN LATE OR FAILED TO SHOW UP FOR A SCHEDULED AUDITING SESSION?** _____
10. **HAVE YOU EVER FAILED TO FLATTEN A PROCESS WHEN IT WAS STILL BITING?** _____
11. **HAVE YOU EVER DELIBERATELY GONE OUT OF COMMUNICATION WITH A PRECLEAR?** _____
12. **HAVE YOU EVER USED AN EXERCISE OR DRILL FROM SOME FIELD OTHER THAN SCIENTOLOGY WHILE AUDITING A PRECLEAR?** _____
13. **HAVE YOU EVER ARGUED WITH A PRECLEAR DURING SESSION?** _____
14. **HAVE YOU EVER SYMPATHIZED WITH A PRECLEAR RATHER THAN BEING EFFECTIVE?** _____
15. **HAVE YOU EVER RECOMMENDED THE USE OF ALCOHOL OR DRUGS TO A PRECLEAR, FOR ANY REASON?** _____
16. **HAVE YOU EVER EXPLAINED, JUSTIFIED OR MADE EXCUSES FOR A MISTAKE YOU'D MADE TO A PRECLEAR?** _____
17. **HAVE YOU EVER FALSIFIED AN AUDITOR'S REPORT IN ANY WAY?** _____
18. **HAVE YOU EVER MADE AN AGREEMENT WITH A PRECLEAR NOT TO PUT SOMETHING DOWN IN SESSION WORKSHEETS?** _____



19. **HAVE YOU EVER KNOWINGLY PUT SOMETHING ELSE ON THE WORKSHEET THAN WHAT THE PC SAID?** _____
20. **HAVE YOU EVER LEFT AN AUDITING SESSION WITHOUT ENDING IT PROPERLY FOR THE PRECLEAR?** _____
21. **HAVE YOU EVER QUICKIED A GRADE, RUNDOWN OR ACTION ON A PRECLEAR?** _____
22. **HAVE YOU EVER MADE A PRACTICE OF EVALUATING FOR OR INVALIDATING A PRECLEAR BETWEEN SESSIONS?** _____
23. **HAVE YOU EVER FED A PRECLEAR A COGNITION?** _____
24. **HAVE YOU EVER ASKED A PC A LEADING QUESTION?** _____
 (Definition of "leading question": A question put in such a way as to suggest the answer sought. — *Webster's New World Dictionary*)
25. **HAVE YOU EVER YANKED THE PRECLEAR'S ATTENTION OFF HIS CASE BY ADDITIVE STATEMENTS OR ACTIONS?** _____
26. **AS AN AUDITOR HAVE YOU EVER TRIED TO BE INTERESTING INSTEAD OF BEING INTERESTED?** _____
27. **HAVE YOU EVER TALKED TO A PRECLEAR ABOUT YOUR OWN CASE PROBLEMS OR COGNITIONS?** _____
28. **HAVE YOU EVER TRIED TO GET SPECIAL FAVORS FROM A PRECLEAR, BEYOND THE AGREED UPON PAYMENT OR REMUNERATION?** _____
29. **HAVE YOU EVER GOTTEN INTO A GAMES CONDITION WITH A PRECLEAR?** _____
30. **HAVE YOU EVER DIVULGED A PRECLEAR'S SECRETS TO ANOTHER FOR PUNISHMENT OR PERSONAL GAIN?** _____
31. **HAVE YOU EVER BETRAYED A PRECLEAR'S CONFIDENCE AND TRUST IN YOU?** _____
32. **HAVE YOU EVER THREATENED A PRECLEAR WITH BLACKMAIL?** _____
33. **HAVE YOU EVER KEPT MONEY RECEIVED FOR AUDITING YOU DID NOT DELIVER?** _____
34. **HAVE YOU EVER ALTER-ISED THE C/S INSTRUCTIONS ON A CASE?** _____



- 35. **HAVE YOU PERMITTED A PRECLEAR TO HAVE SECRETS FROM YOU?** _____
- 36. **HAVE YOU EVER PREVENTED A PRECLEAR FROM GETTING OFF A WITHHOLD?** _____
- 37. **HAVE YOU EVER PREVENTED A PRECLEAR FROM EXECUTING AN AUDITING COMMAND?** _____
- 38. **HAVE YOU EVER BLAMED A PRECLEAR FOR HIS CASE NOT ADVANCING?** _____

(This is a justification of overts committed. Get the question answered, then pull the prior out-tech or other overt committed, and handle that overt with steps A to G of the False Purpose RD procedure. Then recheck the original question, #38.)

- 39. **HAVE YOU EVER BLAMED THE D OF P, C/S OR L. RON HUBBARD FOR YOUR PRECLEAR’S CASE NOT ADVANCING?** _____

(This is a justification of overts committed. Get the question answered, then pull the prior out-tech or other overt committed, and handle that overt with Steps A to G of the False Purpose RD procedure. Then recheck the original question, #39.)

- 40. **HAVE YOU EVER LABELED A PRECLEAR A “DOG CASE”?** _____

(This is a justification of overts committed. Get the question answered, then pull the prior out-tech or other overt committed, and handle that overt with Steps A to G of the False Purpose RD procedure. Then recheck the original question, #40.)

- 41. **HAVE YOU EVER RIDICULED, MADE FUN OF OR JOKED ABOUT A PRECLEAR YOU’D AUDITED?** _____

(Get the question answered, then pull the prior out-tech or other overt committed, and handle that overt with steps A to G of the False Purpose RD procedure. Then recheck the original question, #41.)

- 42. **HAVE YOU EVER SOUGHT TO PROVE AUDITING WOULD NOT WORK?** _____

(Get the question answered, then pull the prior out-tech or other overt committed, and handle that overt with steps A to G of the False Purpose RD procedure. Then recheck the original question, #42.)

- 43. **HAVE YOU EVER AUDITED ANY ACTION IN THE HGC ON WHICH YOU HAD NOT DONE HIGH-CRIME CHECKOUTS?** _____



- 44. **HAVE YOU EVER QUICKIED OR FALSIFIED A HIGH-CRIME CHECKOUT OR TECHNICAL DRILL?** _____
- 45. **HAVE YOU EVER HAD YOUR ATTENTION ON YOUR OWN CASE WHILE AUDITING OTHERS?** _____
- 46. **HAVE YOU EVER KNOWINGLY KEPT ON RUNNING A PROCESS THAT WASN'T MOVING THE TONE ARM OR CHANGING THE PRECLEAR IN ANY WAY?** _____
- 47. **IS THERE ANY QUESTION ABOUT THE WAY YOU AUDIT WHICH YOU WOULD HATE TO HAVE THE C/S, D OF P OR L. RON HUBBARD ASK YOU?** _____

(Get what the question is. Ask it, get the answer, and handle the overt found with False Purpose RD Steps A to G. Then recheck the original question, #47.)

- 48. **DO YOU FEEL THERE IS ANYTHING WRONG WITH INVADING A PRECLEAR'S PRIVACY?** _____

(If this reads, handle with the following steps:

- a. Ask "AS A PC OR PRE-OT, IS THERE SOMETHING AN AUDITOR HAS FAILED TO FIND OUT ABOUT YOU?" and flatten to F/N per Sec Checking tech.
- b. Ask "AS AN AUDITOR, HAVE YOU EVER KNOWINGLY AUDITED A PC OVER WITHHOLDS?" Handle per Steps A to G of False Purpose RD procedure.
- c. Recheck the original question, #48.)

- 49. **HAVE YOU AUDITED A PC WITHOUT FIRST STUDYING THE CASE DATA FULLY?** _____
- 50. **HAVE YOU EVER REPORTED THE LENGTH OF A SESSION TO BE LONGER THAN IT REALLY WAS?** _____
- 51. **HAVE YOU EVER DONE ANYTHING WEIRD OR STRANGE WITH A PRECLEAR?** _____
- 52. **HAVE YOU EVER DONE SOMETHING THAT WAS SQUIRREL?** _____
- 53. **HAVE YOU EVER MADE SEXUAL ADVANCES OR HAD SEX WITH A PRECLEAR DURING AN AUDITING SESSION OR DURING THE COURSE OF AN INTENSIVE?** _____
- 54. **HAVE YOU EVER ENCOURAGED OR CONDONED SEXUAL ADVANCES FROM A PRECLEAR?** _____
- 55. **HAVE YOU EVER STOLEN ANOTHER AUDITOR'S OR ORGANIZATION'S PRECLEAR?** _____
- 56. **HAVE YOU EVER PASSED AN ORG PRECLEAR TO AN OUTSIDE AUDITOR?** _____
- 57. **HAVE YOU EVER PRACTICED ANY FORM OF PSYCHIATRY?** _____



- 58. **HAVE YOU EVER HARMED OR DAMAGED ANOTHER PERSON'S MIND?** _____
- 59. **HAVE YOU EVER DONE ANYTHING TO A PRECLEAR THAT WAS VICIOUS OR CRUEL?** _____

SECTION II QUESTIONS:

- 60. **AS AN AUDITOR, HAVE YOU HAD AN EVIL PURPOSE?** _____
- 61. **HAVE YOU HAD AN ULTERIOR MOTIVE FOR BECOMING AN AUDITOR?** _____
- 62. **HAVE YOU EVER INTENDED TO USE AUDITING TECH HARMFULLY?** _____
- 63. **HAVE YOU HAD AN EVIL PURPOSE OR NON-SURVIVAL CONSIDERATION TOWARD A PRECLEAR?** _____
- 64. **HAVE YOU EVER FELT THAT SOME POINT OF THE AUDITOR'S CODE DIDN'T REALLY APPLY TO WHAT YOU WERE DOING?** _____
- 65. **DO YOU INTEND FOR THE TECH OF AUDITING TO BE DESTROYED?** _____
- 66. **AS AN AUDITOR IS THERE SOME NONSURVIVAL IMPULSE YOU'VE HAD TO RESTRAIN?** _____
- 67. **HAVE YOU EVER SECRETLY WANTED A PRECLEAR TO FAIL?** _____

END RUDS:

(Session withholds are handled with usual withhold rudiment procedure. Undisclosed overts missed in doing the questions on the list are handled with Steps A to G of False Purpose RD procedure.)

- 1. **IN THIS CONFESSIONAL, HAVE YOU TOLD A HALF-TRUTH?** _____
- 2. **IN THIS CONFESSIONAL, HAVE YOU TOLD AN UNTRUTH?** _____
- 3. **IN THIS CONFESSIONAL, HAVE YOU SAID SOMETHING ONLY TO IMPRESS ME?** _____
- 4. **IN THIS CONFESSIONAL, HAVE YOU TRIED TO DAMAGE SOMEONE?** _____
- 5. **IN THIS CONFESSIONAL, HAVE YOU DELIBERATELY TRIED TO INFLUENCE THE E-METER?** _____
- 6. **IN THIS CONFESSIONAL, HAVE YOU SUCCESSFULLY WITHHELD SOMETHING?** _____
- 7. **IN THIS CONFESSIONAL, HAVE YOU COVERED UP FOR SOMEONE ELSE?** _____



8. **IN THIS CONFESSIONAL, HAS ANYONE SAID YOU HAD A WITHHOLD WHEN YOU DIDN'T HAVE ONE?** _____
9. **IN THIS CONFESSIONAL, HAS ANYTHING BEEN ASSERTED?** _____
10. **IN THIS CONFESSIONAL, HAS ANYTHING BEEN SUPPRESSED?** _____
11. **IN THIS CONFESSIONAL, HAS ANYTHING BEEN INVALIDATED?** _____

L. RON HUBBARD
Founder



HUBBARD COMMUNICATIONS OFFICE
Saint Hill Manor, East Grinstead, Sussex

HCO BULLETIN OF 18 MAY 1985

Remimeo
False Purpose RD
Auditors
and C/Ses
Tech/Qual
MAAs/EOs

False Purpose Rundown Series 10-I

STUDENT FORM

Refs:

HCOB	5 June	84R	FPRD Series 1R
	Rev. 11.1.90		FALSE PURPOSE RUNDOWN
HCOB	9 June	84R	FPRD Series 5R
	Rev. 3.5.85		AUDITING THE FALSE PURPOSE RUNDOWN
HCOB	11 June	84	FPRD Series 7
			C/Sing THE FALSE PURPOSE RUNDOWN
HCOB	1 Mar.	77 III	FORMULATING CONFESSIONAL QUESTIONS
HCOB	1 Mar.	77 II	CONFESSIONAL FORMS
HCOB	15 Nov.	72 II	STUDENTS WHO SUCCEED

This form is for use in auditing the False Purpose Rundown on students, particularly students of Dianetics and Scientology. It would be used only after the person had received the False Purpose RD Basic Form (HCOB 14 June 84, False Purpose Rundown Series 10-A).

This list may have questions added to it by the C/S, but questions are not deleted from it in any case.

It may only be delivered by a fully qualified Hubbard False Purpose Rundown Auditor.

AUDITOR INSTRUCTIONS

The auditor does the whole form on the pc, starting with the Section I questions and proceeding on through to the end of the Section II questions. Every question is cleared and checked on the meter.

Reading questions on this list are handled with False Purpose Rundown procedure.

Questions in Section I of this form ask for overts, which are handled with steps A through G of the False Purpose Rundown procedure.

Questions in Section II ask directly for evil purposes and destructive intentions, and are handled using steps C through G of False Purpose Rundown procedure.

SECTION I QUESTIONS:

1. **HAVE YOU EVER QUICKIED A COURSE OR CHECK-SHEET REQUIREMENT?** _____
2. **HAVE YOU EVER SIGNED OFF A CHECKSHEET ITEM YOU HADN'T DONE?** _____
3. **HAVE YOU FALSELY ATTESTED TO COMPLETION OF A COURSE?** _____
4. **HAVE YOU EVER ALLOWED YOURSELF TO BE PASSED ON SOMETHING YOU DIDN'T FULLY UNDERSTAND?** _____
5. **HAVE YOU EVER CHEATED ON ANY COURSE EXAM?** _____
6. **HAVE YOU EVER FALSELY REPORTED TO A COURSE SUPERVISOR?** _____
7. **HAVE YOU EVER PRETENDED TO KNOW OR UNDERSTAND SOMETHING WHEN YOU DIDN'T?** _____
8. **HAVE YOU EVER STUDIED A SCIENTOLOGY COURSE FOR SOME OTHER REASON THAN TO BECOME AN EXPERT AUDITOR OR ADMINISTRATOR?** _____
9. **HAVE YOU EVER TAKEN A COURSE IN SCIENTOLOGY FOR STATUS ONLY?** _____
10. **WHILE ON COURSE, HAVE YOU EVER KNOWINGLY GONE PAST A MISUNDERSTOOD WORD OR SYMBOL?** _____
11. **HAVE YOU EVER KNOWINGLY OMITTED TO CLEAR A MISUNDERSTOOD WORD OR SYMBOL TO FULL CONCEPTUAL UNDERSTANDING?** _____
12. **HAVE YOU EVER GONE BY AN AREA OF STUDY YOU KNEW YOU HAD CONFUSIONS ON, WITHOUT CLEARING IT UP?** _____
13. **HAVE YOU EVER DONE A CLAY DEMO JUST TO PLEASE THE SUPERVISOR WITHOUT REALLY UNDERSTANDING WHAT WAS DEMOED?** _____
14. **HAVE YOU EVER ENDED OFF ON A DRILL BEFORE YOU HAD ACHIEVED FULLY ITS PURPOSE?** _____
15. **HAVE YOU EVER CHECKED OUT ANOTHER STUDENT WITHOUT CONSULTING HIS/HER UNDERSTANDING OR DEMANDING APPLICATION?** _____
16. **HAVE YOU EVER BEEN REASONABLE IN GIVING ANOTHER A STAR-RATE CHECKOUT?** _____
17. **HAVE YOU EVER BEEN REASONABLE IN COACHING A DRILL?** _____



18. **HAVE YOU EVER ALLOWED A STUDENT TO PASS A CHECKOUT OR DRILL WHEN YOU KNEW HE DIDN'T HAVE IT?** _____
19. **HAVE YOU EVER GIVEN VERBAL TECH TO ANOTHER STUDENT?** _____
20. **HAVE YOU EVER TOLD ANOTHER STUDENT THAT DATA FROM AN LRH HCOB, PL, TAPE OR BOOK WAS WRONG?** _____
21. **HAVE YOU EVER ACCEPTED VERBAL TECH?** _____
22. **HAVE YOU EVER VIOLATED THE AUDITOR'S CODE WHILE AUDITING A PRECLEAR?** _____
23. **HAVE YOU EVER VIOLATED THE CODE OF A SCIENTOLOGIST IN ANY WAY?** _____
24. **HAVE YOU EVER DONE ANYTHING WHICH WOULD PREVENT YOUR BECOMING AN EXPERT SCIENTOLOGIST?** _____
25. **HAVE YOU EVER PRACTICED SCIENTOLOGY IN THE FIELD DIFFERENTLY FROM HOW YOU WERE TRAINED TO?** _____
26. **HAVE YOU BEEN TESTING ANY SQUIRREL PROCESSES ON ANYONE?** _____
27. **HAVE YOU EVER GONE TO SOME PERSON RATHER THAN TO SOURCE MATERIALS TO GET THE "REAL DATA" ON SCIENTOLOGY?** _____
28. **HAVE YOU EVER FLUNKED ANOTHER STUDENT JUST OUT OF SPITE?** _____
29. **HAVE YOU EVER PERVERTED A TRAINING DRILL TO OBTAIN SEXUAL RESTIMULATION?** _____
30. **HAVE YOU EVER DELIBERATELY COACHED A STUDENT TO A LOSE?** _____
31. **HAVE YOU EVER TRIED TO OVERWHELM OR CAVE IN A STUDENT?** _____
32. **HAVE YOU EVER DISTRACTED OTHER STUDENTS DURING COURSE TIME?** _____
33. **HAVE YOU EVER BEEN A DIFFICULT OR UNCOOPERATIVE STUDENT?** _____
34. **HAVE YOU EVER DELIBERATELY DISOBEYED A SUPERVISOR'S ORDERS OR DIRECTIONS?** _____
35. **HAVE YOU EVER DONE SOMETHING TO MAKE A SUPERVISOR WRONG?** _____



36. **HAVE YOU EVER DONE ANYTHING TO MAKE A SUPERVISOR FAIL OR HAVE A LOSS?** _____
37. **HAVE YOU EVER TRIED TO ENTURBULATE A COURSE, OR ANY PERSON CONNECTED WITH IT?** _____
38. **HAVE YOU EVER DELIBERATELY BEEN LATE TO A SCHEDULED COURSE PERIOD?** _____
39. **HAVE YOU EVER TAKEN DRUGS OR ALCOHOL BEFORE ATTENDING COURSE?** _____
40. **HAVE YOU BEEN INSECURE WITH CONFIDENTIAL MATERIALS?** _____
41. **HAVE YOU EVER VIOLATED ANY COURSE RULE OR REGULATION?** _____
42. **HAVE YOU EVER TAKEN A STUDENT'S OR STAFF MEMBER'S PROPERTY?** _____
43. **HAVE YOU EVER BROKEN OR DAMAGED SOMETHING BELONGING TO THE ORGANIZATION OR ITS STAFF?** _____
44. **HAVE YOU EVER TRIED TO DAMAGE OR GET RID OF SCIENTOLOGY STUDY MATERIALS?** _____
45. **HAVE YOU EVER RIDICULED, JOKED ABOUT OR ATTEMPTED TO DEGRADE ANY SCIENTOLOGY MATERIALS OR PROCEDURES?** _____
46. **HAVE YOU EVER TRIED TO PROVE THAT YOU CANNOT HELP OTHERS WITH SCIENTOLOGY?** _____
47. **HAVE YOU COMMITTED ANY OVERTS AGAINST THE SUBJECT YOU ARE STUDYING?** _____
48. **HAVE YOU COMMITTED ANY OVERTS IN EARLIER TRAINING OR SCHOOLING?** _____
49. **IS ANYONE COUNTING ON YOU TO KEEP SOMETHING SECRET WHILE YOU ARE ON COURSE?** _____
50. **IS THERE ANYONE YOU ARE IN COMMUNICATION WITH THAT REGULARLY MAKES A PRACTICE OF DISCREDITING SCIENTOLOGY, ITS PERSONNEL OR ITS ORGANIZATIONS TO YOU?** _____
51. **HAVE YOU EVER PERVERTED THE PURPOSE OF A COURSE OR COURSE MATERIALS OR ACTIVITIES?** _____
52. **HAVE YOU EVER STUDIED TO LEARN HOW TO INJURE OR DESTROY OTHERS?** _____
53. **HAVE YOU EVER USED INFORMATION YOU'D LEARNED TO ENSLAVE OR DAMAGE ANOTHER?** _____



- 54. **HAVE YOU EVER STUDIED PSYCHIATRY OR PSYCHI-
ATRIC TECHNIQUES?** _____
- 55. **AS A STUDENT, HAVE YOU EVER DONE ANYTHING
VICIOUS OR CRUEL?** _____

SECTION II QUESTIONS:

- 56. **HAVE YOU HAD AN EVIL PURPOSE IN CONNECTION
WITH STUDY?** _____
- 57. **HAVE YOU EVER STUDIED FOR A CONTRASURVIVAL
REASON?** _____
- 58. **HAVE YOU EVER STUDIED WITH THE INTENTION OF
USING WHAT YOU LEARNED TO ENSLAVE OR
ENTRAP ANOTHER?** _____
- 59. **HAVE YOU EVER STUDIED WITH THE INTENTION OF
USING WHAT YOU LEARNED TO DAMAGE OR
DESTROY ANOTHER?** _____
- 60. **HAVE YOU EVER STUDIED WITH THE INTENTION OF
USING WHAT YOU LEARNED TO MAKE ANOTHER
WRONG?** _____
- 61. **HAVE YOU EVER HAD A PURPOSE FOR BEING
TRAINED WHICH, IF ACHIEVED, WOULD RESULT IN
HARM TO ANOTHER PERSON, HIS POSSESSIONS OR
HIS REPUTATION?** _____
- 62. **HAVE YOU HAD AN INTENTION TO HARM OR
DESTROY A SUPERVISOR, TEACHER OR PROFESSOR?** _____
- 63. **IS THERE ANY GOAL THAT YOU HAVE HAD FOR
TRAINING THAT IS HARMFUL TO ANY DYNAMIC?** _____

END RUDS:

(Session withholds are handled with usual withhold rudiment procedure. Undisclosed overts missed in doing the questions on the list are handled with steps A to G of False Purpose RD procedure.)

- 1. **IN THIS CONFESSIONAL, HAVE YOU TOLD A HALF-
TRUTH?** _____
- 2. **IN THIS CONFESSIONAL, HAVE YOU TOLD AN
UNTRUTH?** _____
- 3. **IN THIS CONFESSIONAL, HAVE YOU SAID SOME-
THING ONLY TO IMPRESS ME?** _____
- 4. **IN THIS CONFESSIONAL, HAVE YOU TRIED TO DAM-
AGE SOMEONE?** _____



5. **IN THIS CONFESSIONAL, HAVE YOU DELIBERATELY TRIED TO INFLUENCE THE E-METER?** _____
6. **IN THIS CONFESSIONAL, HAVE YOU SUCCESSFULLY WITHHELD SOMETHING?** _____
7. **IN THIS CONFESSIONAL, HAVE YOU COVERED UP FOR SOMEONE ELSE?** _____
8. **IN THIS CONFESSIONAL, HAS ANYONE SAID YOU HAD A WITHHOLD WHEN YOU DIDN'T HAVE ONE?** _____
9. **IN THIS CONFESSIONAL, HAS ANYTHING BEEN ASSERTED?** _____
10. **IN THIS CONFESSIONAL, HAS ANYTHING BEEN SUPPRESSED?** _____
11. **IN THIS CONFESSIONAL, HAS ANYTHING BEEN INVALIDATED?** _____

L. RON HUBBARD
Founder



HUBBARD COMMUNICATIONS OFFICE
Saint Hill Manor, East Grinstead, Sussex

HCO BULLETIN OF 20 AUGUST 1985

Remimeo
False Purpose RD
Auditors
and C/Ses
Tech/Qual
MAAs/EOs

False Purpose Rundown Series 10-J

SEC CHECKER FORM

Refs:

HCOB	5 June	84R	FPRD Series 1R
	Rev. 11.1.90		FALSE PURPOSE RUNDOWN
HCOB	9 June	84R	FPRD Series 5R
	Rev. 3.5.85		AUDITING THE FALSE PURPOSE RUNDOWN
HCOB	11 June	84	FPRD Series 7
			C/Sing THE FALSE PURPOSE RUNDOWN
HCOB	1 Mar.	77 III	FORMULATING CONFSSIONAL QUESTIONS
HCOB	1 Mar.	77 II	CONFSSIONAL FORMS
HCOB	8 Mar.	62	THE BAD "AUDITOR"
HCOB	15 Mar.	62	SUPPRESSORS

This form is for use in auditing the False Purpose Rundown on Sec Checkers, particularly those who have had difficulty with their pcs and aren't rapidly straightening out with Qual corrective actions and ethics.

It is *not* mandatory that a person be audited on any other False Purpose Rundown form prior to receiving this one. However, in doing a full, extensive cleanup and overhaul of a flubbing Sec Checker one would optimumply do the False Purpose RD Basic Form (HCOB 14 June 84, False Purpose RD Series 10-A) and Auditor Form (HCOB 17 May 85, False Purpose RD Series 10-H), followed by this form.

This list may have questions added to it by the C/S, but questions are not deleted from it in any case.

It may only be delivered by a fully qualified Hubbard False Purpose Rundown Auditor who has a proven record of auditing the False Purpose Rundown successfully.

AUDITOR INSTRUCTIONS

The auditor does the whole form on the pc, starting with the Section I questions and proceeding on through to the end of the Section II questions. Every question is cleared and checked on the meter.

Reading questions on this list are handled with False Purpose Rundown procedure.



Questions in Section I of this form ask for overts, which are handled with Steps A through G of the False Purpose Rundown procedure.

Questions in Section II ask directly for evil purposes and destructive intentions, and are handled using Steps C through G of False Purpose Rundown procedure.

SECTION I QUESTIONS:

1. **AS A SEC CHECKER, HAVE YOU EVER REFUSED TO HEAR OR FIND OUT ABOUT A PARTICULAR TYPE OF OVERT?** _____

(Do the following:

a. Find out what type of overt it was, and ask him if he has ever committed such an overt. If reading, pull it to F/N with Sec Checking procedure.

b. Handle the overt of “refusing to hear or find out about a particular type of overt” with Steps A to G of False Purpose RD procedure.

c. Recheck the original question, 1.)

2. **HAVE YOU EVER NOT PULLED THE MISSED WITHHOLDS OF A NATTERY PC BECAUSE YOU AGREED WITH HIS NATTER?** _____

(Do the following:

a. Find out what the subject of the natter was, and ask him if he has ever committed an overt on that subject. If reading, pull it to F/N with Sec Checking procedure.

b. Handle the overt of “not pulling the missed withholds of a nattery pc because you agreed with his natter” with Steps A to G of False Purpose RD procedure.

c. Recheck the original question, 2.)

3. **HAVE YOU EVER IGNORED OR BEEN REASONABLE WITH A PC WHO WAS CRITICAL?** _____

(Do the following:

a. Find out what the subject being criticized was, and ask him if he has ever committed an overt on that subject. If reading, pull it to F/N with Sec Checking procedure.

b. Handle the overt of “ignoring or being reasonable with a pc who was critical” with Steps A to G of False Purpose RD procedure.

c. Recheck the original question, 3.)



4. **AS A SEC CHECKER HAVE YOU EVER IGNORED OR NEGLECTED A VALID INSTANT READ ON A SEC CHECK QUESTION?** _____

5. **HAVE YOU EVER NOT PULLED AN OVERT OR W/H BECAUSE YOU DIDN'T WANT TO KNOW ABOUT IT?** _____

(Do the following:

a. Find out what the subject of the O/W was, and ask him if he has ever committed an overt on that subject. If reading, pull it to F/N with Sec Checking procedure.

b. Handle the overt of “not pulling a pc’s overt or W/H because you didn’t want to know about it” with Steps A to G of False Purpose RD procedure.

c. Recheck the original question, 5.)

6. **HAVE YOU EVER IGNORED A DIRTY NEEDLE?** _____

7. **HAVE YOU EVER SEEN AN INSTANT READ ON A SEC CHECK QUESTION BUT DECIDED NOT TO TAKE IT UP?** _____

(Do the following:

a. Take the Sec Check question that he had decided not to take up on his pc, and ask *him* that question. If reading, pull the W/H to F/N with Sec Checking procedure.

b. Handle the overt of “not taking up an instant read on a Sec Check question” with Steps A to G of False Purpose RD procedure.

c. Recheck the original question, 7.)

8. **HAVE YOU EVER ACCEPTED A GENERALITY AS AN ANSWER FROM THE PC ON A SEC CHECK?** _____

9. **HAVE YOU EVER QUICKIED A SEC CHECK ON SOMEONE?** _____

10. **HAVE YOU EVER Q-AND-Aed IN A SEC CHECK?** _____

11. **ARE THERE ANY PCs YOU HAVE SEC CHECKED YOU STILL HAVE ATTENTION ON?** _____

(Do the following:

a. Find out the name of the pc.

b. Ask “Have you committed any out-tech on [pc name]?” and handle fully as per Steps A to G of False Purpose RD procedure.

c. Repeat [b] on any other names the pc gave.

d. Recheck the original question, 11.)



12. **IN WRITING SEC CHECK WORKSHEETS OR A SESSION KNOWLEDGE REPORT, HAVE YOU EVER NOT WRITTEN SOMETHING DOWN OR MADE IT LOOK LIKE LESS OF AN OVERT THAN IT WAS?** _____

(Do the following:

a. Find out what the overt was that was being handled, and ask him if he, himself, has ever committed such an overt. If reading, pull it to F/N with Sec Checking procedure.

b. Handle the overt of “not writing something down or making an overt look like less of an overt than it was, in Sec Check worksheets or session knowledge reports” with Steps A to G of False Purpose RD procedure.

c. Recheck the original question, 12.)

13. **HAVE YOU EVER EXAGGERATED A PC'S OVERTS IN THE WORKSHEETS OR IN A KNOWLEDGE REPORT TO MAKE HIS OVERTS LOOK WORSE THAN THEY WERE?** _____

(Do the following:

a. Find out what the overt was that was being handled, and ask him if he, himself, has ever committed such an overt. If reading, pull it to F/N with Sec Checking procedure.

b. Handle the overt of “exaggerating a pc’s overts in worksheets or a knowledge report to make the pc’s overts look worse than they were” with Steps A to G of False Purpose RD procedure.

c. Recheck the original question, 13.)

14. **HAVE YOU EVER PREVENTED ANOTHER FROM PERCEIVING SOMETHING?** _____

15. **HAVE YOU EVER SUPPRESSED SOMETHING FROM BEING FOUND OUT?** _____

16. **AS A SEC CHECKER HAVE YOU EVER MADE IT UNSAFE FOR A PC TO REVEAL SOMETHING?** _____

17. **WHILE SEC CHECKING ANOTHER DID AN OVERT OF YOUR OWN GET MISSED?** _____

18. **HAVE YOU AND A PC EVER SHARED A MUTUAL SECRET THAT YOU DIDN'T WANT KNOWN?** _____

19. **HAVE YOU EVER ASSISTED A PRECLEAR IN HIDING SOMETHING?** _____

20. **IN A SEC CHECK HAVE YOU EVER ACCEPTED MOTIVATORS OR NATTER INSTEAD OF PULLING WHAT THE PC DID?** _____



21. **HAVE YOU EVER REFUSED TO DO A SEC CHECK BECAUSE YOU WERE AFRAID YOU WOULD GET INTO TROUBLE IF YOU MISSED A W/H?** _____

22. **HAVE YOU EVER LET A PC GET AWAY WITH GETTING OFF SOMEBODY ELSE'S OVERT?** _____

(Do the following:

a. Find out what the subject of the overt was, and ask him if he has ever committed an overt on that subject. If reading, pull it to F/N with Sec Checking procedure.

b. Handle the overt "letting a pc get away with getting off somebody else's overt" with Steps A to G of False Purpose RD procedure.

c. Recheck the original question, 22.)

23. **HAVE YOU EVER NOT PULLED A PC'S W/H WHEN HE WAS BITTERLY CRITICAL OF SOMEONE OR SOMETHING, BECAUSE YOU KNEW THE COMPLAINTS WERE TRUE?** _____

(Ref: HCOB 3 May 62R, ARC BREAKS, MISSED WITHHOLDS)

24. **IS THERE ANYTHING ABOUT SEC CHECKS YOU HAVE DELIVERED YOU WOULD NOT WANT LRH TO KNOW ABOUT?** _____

25. **IS THERE ANYTHING ABOUT SEC CHECKS YOU HAVE DONE THAT YOU WOULD NOT WANT THE C/S TO KNOW ABOUT?** _____

26. **HAVE YOU EVER BACKED OFF FROM SEC CHECKING AN EXEC OR SENIOR TECH TERMINAL?** _____

27. **HAVE YOU EVER DELIBERATELY MESSED SOMEONE UP WHILE SEC CHECKING THEM?** _____

28. **DO YOU HAVE ANY OTHER OVERTS OF OMISSION AS A SEC CHECKER?** _____

29. **HAVE YOU EVER DONE SOMETHING SQUIRREL AND CALLED IT "SEC CHECKING"?** _____

30. **DO YOU HAVE ANY OTHER OVERTS OF COMMISSION AS A SEC CHECKER?** _____

31. **HAVE YOU EVER KNOWINGLY TRIED TO CAVE SOMEBODY IN, UNDER THE GUISE OF "DOING A SEC CHECK"?** _____



- 32. **HAVE YOU EVER ABUSED OR MISUSED THE TECH OF SEC CHECKING?** _____
- 33. **HAVE YOU EVER USED SEC CHECKING TECH TO OVERWHELM ANOTHER?** _____

SECTION II QUESTIONS:

- 34. **AS A SEC CHECKER, DO YOU HAVE AN EVIL PURPOSE?** _____
- 35. **HAVE YOU HAD AN INTENTION TO WRECK A PC'S CASE BY MISAPPLYING SEC CHECKING TECH?** _____
- 36. **HAVE YOU EVER INTENDED TO COVER SOMETHING UP THROUGH MISAPPLICATION OF SEC CHECKING?** _____
- 37. **DO YOU FEEL THERE ARE CERTAIN AREAS OF A PC'S LIFE WHICH ARE NONE OF YOUR BUSINESS?** _____
- 38. **DO YOU FEEL THERE IS ANYTHING WRONG WITH INVADING A PRECLEAR'S PRIVACY?** _____
- 39. **HAVE YOU HAD A CONSIDERATION THAT THERE ARE SOME THINGS IT WOULD BE DANGEROUS FOR ANOTHER TO REVEAL?** _____
- 40. **WHEN SEC CHECKING OR PULLING O/Ws ON SOMEONE, ARE THERE ANY AREAS YOU FEEL EMBARRASSED ASKING ABOUT OR DELVING INTO?** _____

(Do the following:

a. Find out what the subject or subjects are. If more than one, note the read on each as the pc gives it. Take the longest reading subject and ask him if he has ever committed an overt on that subject. If reading, pull it to F/N with Sec Checking procedure. Handle any other reading subjects in the same way.

b. Handle the consideration of "feeling embarrassed asking about or delving into certain areas when sec checking or pulling someone's O/Ws" with Steps C to G of False Purpose RD procedure.

c. Recheck the original question, 40.)

- 41. **HAVE YOU EVER HAD AN IMPULSE TO KEEP ANOTHER FROM FINDING OUT?** _____
- 42. **HAVE YOU EVER INTENDED TO PREVENT A DISCOVERY?** _____
- 43. **HAVE YOU EVER WANTED A PC TO BE LEFT WITH A MISSED WITHHOLD?** _____

END RUDS:

(Session withholds are handled with usual withhold rudiment procedure. Undisclosed overts missed in doing the questions on the list are handled with Steps A–G of False Purpose RD procedure.)



1. **IN THIS CONFESSIONAL, HAVE YOU TOLD A HALF-TRUTH?** _____
2. **IN THIS CONFESSIONAL, HAVE YOU TOLD AN UNTRUTH?** _____
3. **IN THIS CONFESSIONAL, HAVE YOU SAID SOMETHING ONLY TO IMPRESS ME?** _____
4. **IN THIS CONFESSIONAL, HAVE YOU TRIED TO DAMAGE SOMEONE?** _____
5. **IN THIS CONFESSIONAL, HAVE YOU DELIBERATELY TRIED TO INFLUENCE THE E-METER?** _____
6. **IN THIS CONFESSIONAL, HAVE YOU SUCCESSFULLY WITHHELD SOMETHING?** _____
7. **IN THIS CONFESSIONAL, HAVE YOU COVERED UP FOR SOMEONE ELSE?** _____
8. **IN THIS CONFESSIONAL, HAS ANYONE SAID YOU HAD A WITHHOLD WHEN YOU DIDN'T HAVE ONE?** _____
9. **IN THIS CONFESSIONAL, HAS ANYTHING BEEN ASSERTED?** _____
10. **IN THIS CONFESSIONAL, HAS ANYTHING BEEN SUPPRESSED?** _____
11. **IN THIS CONFESSIONAL, HAS ANYTHING BEEN INVALIDATED?** _____

L. RON HUBBARD
Founder



HUBBARD COMMUNICATIONS OFFICE
Saint Hill Manor, East Grinstead, Sussex

HCO BULLETIN OF 21 NOVEMBER 1985

Remimeo
FPRD Auditors
and C/Ses
Tech/Qual
MAAs/EOs

False Purpose Rundown Series 10-K

FIRST DYNAMIC FORM

<i>Refs:</i>		
HCOB	5 June 84	FPRD Series 1 FALSE PURPOSE RUNDOWN
HCOB	9 June 84R Rev. 3.5.85	FPRD Series 5R AUDITING THE FALSE PURPOSE RUNDOWN
HCOB	11 June 84	FPRD Series 7 C/Sing THE FALSE PURPOSE RUNDOWN
HCOB	1 Mar. 77 III	FORMULATING CONFESSIONAL QUESTIONS
HCOB	1 Mar. 77 II	CONFESSIONAL FORMS

This form is for use in auditing the False Purpose Rundown on the subject of the first dynamic. It is used after the pc has been audited on the False Purpose RD Basic Form (HCOB 14 June 84, False Purpose Rundown Series 10-A).

On a case being programed for False Purpose RD Forms covering several dynamics, one would usually do this one before doing second dynamic, third dynamic, and so on.

This list may have questions added to it by the C/S, but questions are not deleted from it in any case.

It may only be audited by a fully trained and qualified Hubbard False Purpose Rundown Auditor.

AUDITOR INSTRUCTIONS

The auditor does the whole form on the pc, starting with the Section I questions and proceeding on through to the end of the Section II questions. Every question is cleared and checked on the meter.

Reading questions on this list are handled with False Purpose Rundown procedure. Questions in Section I of this form ask for overts, which are handled with steps A through G of the False Purpose Rundown procedure.

Questions in Section II ask directly for evil purposes and destructive intentions, and are handled using steps C through G of False Purpose Rundown procedure.



Each question should be well grooved in with the pc, so that it is clear how the question might apply to his own particular case or circumstances.

SECTION I QUESTIONS:

1. **HAVE YOU EVER HARMED YOURSELF?** _____
2. **HAVE YOU EVER DELIBERATELY MADE SOMEONE THINK BADLY OF YOU?** _____
3. **HAVE YOU EVER DENIED YOURSELF AN OPPORTUNITY?** _____
4. **HAVE YOU EVER MADE SOMEONE PUNISH YOU?** _____
5. **HAVE YOU EVER NOT LET YOURSELF HAVE SOMETHING?** _____
6. **HAVE YOU EVER MADE YOURSELF ILL?** _____
7. **HAVE YOU EVER DEBASED OR DEGRADED YOURSELF?** _____
8. **HAVE YOU EVER PREVENTED YOURSELF FROM ACCOMPLISHING SOMETHING?** _____
9. **HAVE YOU EVER RESTRAINED YOURSELF FROM CREATING?** _____
10. **HAVE YOU EVER KNOWINGLY CONSUMED A HARMFUL DRUG OR OTHER HARMFUL SUBSTANCE?** _____
11. **HAVE YOU EVER ATTEMPTED TO DO YOURSELF IN?** _____
12. **HAVE YOU EVER NOT LET YOURSELF UNDERSTAND SOMETHING?** _____
13. **HAVE YOU EVER MISUSED AN ABILITY?** _____
14. **HAVE YOU EVER PUNISHED YOURSELF?** _____
15. **HAVE YOU EVER FAILED TO EXERCISE AN ABILITY YOU HAD?** _____
16. **HAVE YOU EVER WITHHELD SOMETHING FROM YOURSELF?** _____
17. **HAVE YOU EVER PREVENTED YOURSELF FROM BEING SOMETHING?** _____
18. **HAVE YOU EVER INVALIDATED YOURSELF?** _____
19. **HAVE YOU EVER SUPPRESSED AN INTEREST IN DOING SOMETHING?** _____
20. **HAVE YOU EVER FAILED TO ACCOMPLISH A TARGET YOU'D SET FOR YOURSELF?** _____



21. **HAVE YOU EVER Q-AND-AED WITH SOMETHING YOU'D SET OUT TO DO?** _____
22. **HAVE YOU EVER DONE SOMETHING WHICH WOULD PREVENT CASE GAIN?** _____
23. **HAVE YOU EVER REWARDED YOURSELF WHEN YOU WERE UNPRODUCTIVE?** _____
24. **HAVE YOU EVER PENALIZED YOURSELF WHEN YOU WERE PRODUCTIVE?** _____
25. **HAVE YOU EVER COMPROMISED WITH YOUR OWN REALITY?** _____
26. **IS THERE SOMETHING ABOUT YOURSELF THAT YOU REGRET?** _____
27. **HAVE YOU EVER KNOWINGLY LIED TO AN AUDITOR?** _____
28. **HAVE YOU EVER ATTESTED TO A LEVEL OR GRADE IN DIANETICS OR SCIENTOLOGY THAT YOU KNEW YOU HAD NOT ATTAINED?** _____
29. **IS THERE SOMETHING YOU DID THAT YOU JUST CAN'T FORGIVE YOURSELF FOR?** _____

SECTION II QUESTIONS:

30. **HAVE YOU WANTED TO DIE?** _____
31. **HAVE YOU EVER WANTED TO CEASE TO EXIST?** _____
32. **HAVE YOU EVER CONSIDERED DOING YOURSELF IN AS A SOLUTION TO SOMETHING?** _____
33. **HAVE YOU EVER INTENDED TO HARM YOURSELF?** _____
34. **HAVE YOU EVER INTENDED TO MAKE YOUR OWN EXISTENCE MISERABLE?** _____
35. **HAVE YOU EVER WANTED TO SUFFER?** _____
36. **HAVE YOU EVER INTENDED TO GET YOURSELF PUNISHED?** _____
37. **HAVE YOU EVER HAD AN EVIL PURPOSE TOWARD YOURSELF?** _____



38. **HAVE YOU EVER HAD AN INTENTION THAT WAS DESTRUCTIVE TO YOUR PERSONAL SURVIVAL?** _____

39. **HAVE YOU EVER NOT WANTED TO BE YOURSELF?** _____

END RUDS:

(Session withholds are handled with usual withhold rudiment procedure. Undisclosed overts missed in doing the Sec Checking questions on the list are handled with Steps A–G of False Purpose RD procedure.)

1. **IN THIS CONFESSIONAL, HAVE YOU TOLD A HALF-TRUTH?** _____

2. **IN THIS CONFESSIONAL, HAVE YOU TOLD AN UNTRUTH?** _____

3. **IN THIS CONFESSIONAL, HAVE YOU SAID SOMETHING ONLY TO IMPRESS ME?** _____

4. **IN THIS CONFESSIONAL, HAVE YOU TRIED TO DAMAGE SOMEONE?** _____

5. **IN THIS CONFESSIONAL, HAVE YOU DELIBERATELY TRIED TO INFLUENCE THE E-METER?** _____

6. **IN THIS CONFESSIONAL, HAVE YOU SUCCESSFULLY WITHHELD SOMETHING?** _____

7. **IN THIS CONFESSIONAL, HAVE YOU COVERED UP FOR SOMEONE ELSE?** _____

8. **IN THIS CONFESSIONAL, HAS ANYONE SAID YOU HAD A WITHHOLD WHEN YOU DIDN'T HAVE ONE?** _____

9. **IN THIS CONFESSIONAL, HAS ANYTHING BEEN ASSERTED?** _____

10. **IN THIS CONFESSIONAL, HAS ANYTHING BEEN SUPPRESSED?** _____

11. **IN THIS CONFESSIONAL, HAS ANYTHING BEEN INVALIDATED?** _____

L. RON HUBBARD
Founder



HUBBARD COMMUNICATIONS OFFICE
Saint Hill Manor, East Grinstead, Sussex

HCO BULLETIN OF 4 MAY 1988R
REVISED 19 JUNE 1989

Remimeo
False Purpose RD
Auditors
and C/Ses
Tech/Qual
HCO

False Purpose Rundown Series 10-L

**FALSE PURPOSE RUNDOWN
EXECUTIVE POSTING QUALIFICATIONS FORM**

Refs:

HCOB	5 June 84	FPRD Series 1 FALSE PURPOSE RUNDOWN
HCOB	9 June 84R Rev. 3.5.85	FPRD Series 5R AUDITING THE FALSE PURPOSE RUNDOWN
HCOB	11 June 84	FPRD Series 7 C/Sing THE FALSE PURPOSE RUNDOWN
HCOB	1 Mar. 77 III	FORMULATING CONFSSIONAL QUESTIONS
HCOB	1 Mar. 77 II	CONFSSIONAL FORMS
HCO PL	28 Mar. 84 II	Exec Series 28 EXECUTIVE POSTING QUALIFICATIONS

This form is used on any person being proposed for executive posting in a Scientology organization, per HCO PL 28 Mar. 84 II, Exec Series 28, EXECUTIVE POSTING QUALIFICATIONS.

It is not mandatory that a person be audited on any other False Purpose Rundown form prior to receiving this one.

This list may have questions added to it by the C/S where needed. For example, the C/S may add questions to Section I pertaining specifically to the person's post and duties. (Refs: HCOB 1 Mar. 77 III, FORMULATING CONFSSIONAL QUESTIONS, and HCOB 1 Mar. 77 II, CONFSSIONAL FORMS)

The form may only be delivered by a trained and qualified Hubbard False Purpose Rundown Auditor. All False Purpose Rundown HCOBs apply in delivering this form, i.e., the pc must be standardly set up to receive the action, etc.

USE OF OTHER FALSE PURPOSE RUNDOWN FORMS

While the C/S may, at his discretion, require that a person receive another False Purpose Rundown form or forms in order to fulfill executive posting qualifications, this is the only form which is specifically required for this purpose. The pc can be given other forms as part of a full False Purpose Rundown pc program. (Refs: HCOB 11 June 84, FPRD Series 7, C/Sing THE FALSE PURPOSE RUNDOWN, and HCO PL 28 Mar. 84 II, Exec Series 28, EXECUTIVE POSTING QUALIFICATIONS)



AUDITOR INSTRUCTIONS

The auditor does the whole form on the pc, starting with the Section I questions and proceeding on through to the end of the Section II questions. Every question is cleared and checked on the meter.

Reading questions on this list are handled with False Purpose Rundown procedure.

Questions in Section I of this form ask for overts, which are handled with Steps A through G of the False Purpose Rundown procedure.

Questions in Section II ask directly for evil purposes, destructive intentions and false considerations, and are handled using steps C through G of False Purpose Rundown procedure.

SECTION I QUESTIONS:

1. **HAVE YOU HAD A BACK-OFF ON HANDLING SOME AREA OF YOUR POST?** _____

(Find which area he has a back-off on handling, get when it started and then pull the prior overt. Handle that overt per steps A to G of False Purpose RD procedure. Then check for and handle any other such prior overt. When these have been handled, recheck the original question, #1.)

2. **HAVE YOU HAD A BACK-OFF ON HANDLING SOME JUNIOR?** _____

(Find which junior he has a back-off on handling, get when it started and then pull the prior overt. Handle that overt per steps A to G of False Purpose RD procedure. Then check for and handle any other such prior overt. When these have been handled, recheck the original question, #2.)

3. **HAS THERE BEEN SOME SITUATION YOU SHOULD HAVE HANDLED, BUT INSTEAD WERE "REASONABLE" ABOUT?** _____

(Find what the situation was, get when it started and then pull the prior overt. Handle that overt per steps A to G of False Purpose RD procedure. Then check for and handle any other such prior overt. When these have been handled, recheck the original question, #3.)

4. **IS THERE SOME DEPARTMENT OR AREA YOU HAVE TENDED TO NEGLECT OR NOT-IS?** _____

(Find the department or area, get when the neglect or not-is started and then pull the prior overt. Handle that overt per steps A to G of False Purpose RD procedure. Then check for and handle any other such prior overt. When these have been handled, recheck the original question, #4.)



5. **HAVE YOU COMMITTED AN OVERT ON A SENIOR?** _____
6. **HAVE YOU COMMITTED AN OVERT ON ANOTHER STAFF MEMBER?** _____
7. **HAVE YOU COMMITTED AN OVERT ON A PUBLIC SCIENTOLOGIST?** _____
8. **HAVE YOU COMMITTED AN OVERT ON A SCIENTOLOGY ORGANIZATION?** _____
9. **IS THERE SOME OVERT ACT YOU'VE HAD TO RESTRAIN YOURSELF FROM COMMITTING?** _____
10. **IS THERE SOMETHING YOU HAVE DONE YOU HAVE SUCCESSFULLY WITHHELD IN AUDITING OR SEC CHECKING?** _____
11. **DO YOU HAVE A SECRET OVERT?** _____
12. **HAVE YOU DONE SOMETHING YOU COULD GET INTO SERIOUS TROUBLE FOR?** _____
13. **HAVE YOU DONE SOMETHING YOU THINK MIGHT GET YOU REMOVED FROM YOUR POST OR ORG, IF IT WERE KNOWN?** _____
14. **HAVE YOU DONE SOMETHING TO MAKE YOUR GROUP OR ORGANIZATION LOSE?** _____
15. **AS A STAFF MEMBER, HAVE YOU EVER COMPROMISED YOUR INTEGRITY?** _____
16. **HAVE YOU QUICKIED OR DONE A BRUSH-OFF JOB OF SOMETHING?** _____
17. **HAVE YOU EVER JUST PRETENDED TO DO A POST?** _____
18. **HAVE YOU BEEN IDLE, LOAFED OR GOOFED OFF ON POST?** _____
19. **HAVE YOU EVER ACCEPTED PAY OR OTHER SUPPORT AS A STAFF MEMBER WHEN YOU WERE PRODUCING NO OR FEW EXCHANGEABLE PRODUCTS?** _____
20. **HAVE YOU EVER BEEN INVOLVED WITH OR CONDONED A CRIMINAL POSTING?** _____
21. **HAVE YOU EVER FAILED TO PUT ETHICS IN ON A JUNIOR?** _____



- 22. **HAVE YOU EVER FAILED TO UPHOLD OR SET AN EXAMPLE OF HIGH ETHICAL STANDARDS?** _____
- 23. **HAVE YOU ENCOURAGED ANOTHER TO BE OUT-ETHICS?** _____
- 24. **HAVE YOU DONE SOMETHING OUT-ETHICS?** _____
- 25. **HAVE YOU EVER DELIBERATELY MISAPPLIED ETHICS OR JUSTICE?** _____
- 26. **HAVE YOU EVER WANTED TO LEAVE STAFF?** _____

(Find out when this was and check for an overt committed against the group prior to wanting to leave. Handle that overt per steps A to G of False Purpose RD procedure. Then check for and handle any other such prior overt. When these have been handled, recheck the original question, #26.)

- 27. **HAVE YOU KNOWINGLY GONE BY MISUNDERSTOODS?** _____
- 28. **HAVE YOU EVER SUGGESTED OR ORDERED AN LRH HCOB OR HCO PL NOT BE FOLLOWED?** _____
- 29. **HAVE YOU EVER GIVEN OUT DATA WHICH WAS CONTRARY TO HCO BULLETINS OR POLICY LETTERS?** _____
- 30. **HAVE YOU KNOWINGLY VIOLATED LRH POLICY?** _____
- 31. **HAVE YOU ALTERED LRH TECH?** _____
- 32. **HAVE YOU EVER DELIBERATELY NONCOMPLIED WITH A LEGAL ORDER?** _____
- 33. **HAVE YOU DONE ANYTHING TO MAKE A SENIOR OR MANAGEMENT WRONG?** _____
- 34. **HAVE YOU BACKFLASHED OR BEEN DISCOURTEOUS TO A SENIOR?** _____
- 35. **HAVE YOU EVER DELIBERATELY CRASHED YOUR STATS IN ORDER TO MAKE SOMEBODY WRONG?** _____
- 36. **HAVE YOU INDULGED IN CASE ON POST?** _____
- 37. **HAVE YOU EVER KNOWINGLY CARRIED OUT AN ILLEGAL OR DESTRUCTIVE ORDER?** _____
- 38. **HAVE YOU ISSUED AN ILLEGAL OR DESTRUCTIVE ORDER?** _____



39. **HAVE YOU EVER FAILED TO WRITE A KNOWLEDGE REPORT WHEN YOU KNEW OF AN OUT-ETHICS SITUATION THAT SHOULD HAVE BEEN REPORTED?** _____
40. **HAVE YOU EVER FORBIDDEN OR PREVENTED ANOTHER FROM WRITING OR RELAYING A KNOWLEDGE REPORT?** _____
41. **HAVE YOU EVER MADE A PRACTICE OF FOLLOWING YOUR OWN OR OTHERS' "SUCCESSFUL ACTIONS" RATHER THAN LEARNING AND APPLYING LRH POLICY EXACTLY?** _____
42. **HAVE YOU FAILED TO KEEP ABREAST OF OR IGNORED STRATEGIC PLANNING FOR YOUR AREA?** _____
43. **HAVE YOU DONE ANYTHING THAT CUT ACROSS STRATEGIC PLANNING FOR YOUR AREA?** _____
44. **HAVE YOU NEGLECTED OR CUT ACROSS CURRENT AND AUTHORIZED TACTICAL PLANNING OR PROGRAMS FOR YOUR AREA?** _____
45. **HAVE YOU EVER ATTEMPTED TO DIVERT ORG BUSINESS ELSEWHERE?** _____
46. **HAVE YOU EVER PUT OTHER-DYNAMIC CONSIDERATIONS BEFORE YOUR RESPONSIBILITIES AS A STAFF MEMBER OR EXEC?** _____
47. **HAVE YOU EVER USED ORG LINES, MATERIALS OR CONNECTIONS FOR PERSONAL BUSINESS?** _____
48. **HAVE YOU EVER PERVERTED THE INTENT OF A BONUS OR COMMISSION SYSTEM?** _____
49. **HAVE YOU EVER FAILED TO SEE THAT A PAID-FOR SERVICE WAS DELIVERED?** _____
50. **HAVE YOU BEEN INVOLVED IN ANY SORT OF FINANCIAL IRREGULARITY?** _____
51. **HAVE YOU EVER USED YOUR POSITION TO OBTAIN UNUSUAL FAVORS?** _____
52. **HAVE YOU EVER ENGAGED IN ANY SORT OF OUT-2D ACTIVITIES WITH PUBLIC STUDENTS OR PCS?** _____
53. **HAVE YOU EVER PERSISTED IN ANY 2D RELATIONSHIP THAT WAS POTENTIALLY HARMFUL TO THE ORGANIZATION?** _____
54. **HAVE YOU DONE ANYTHING ON THE 2D YOU HOPE WON'T BE FOUND OUT?** _____
55. **HAVE YOU USED DRUGS OR ALCOHOL TO EXCESS?** _____



56. **HAVE YOU CAUSED ANOTHER TO BECOME ADDICTED TO DRUGS OR ALCOHOL?** _____
57. **AFTER RECEIVING TRAINING OR PROCESSING HAVE YOU REVERTED TO DRUGS OR ALCOHOL?** _____
58. **HAVE YOU EVER ATTEMPTED TO SHIFT THE BLAME TO ANOTHER STAFF MEMBER OR EXEC FOR SOME OVERT YOU HAD COMMITTED?** _____

(Once the act of attempting to shift the blame has been handled to EP with steps A to G of False Purpose RD procedure, pull the actual overt the pc was attempting to shift the blame for and handle it with steps A to G. Then recheck the original question, #58.)

59. **HAVE YOU USED FALSE STATEMENTS OR “PR” TO COVER UP AN OVERT?** _____

(Once the act of covering up the overt with false statements or “PR” has been handled to EP with steps A to G of False Purpose RD procedure, pull the actual overt the pc was covering up and handle it with steps A to G. Then recheck the original question, #59.)

60. **HAVE YOU EVER FALSE REPORTED ABOUT SOMETHING?** _____

61. **HAVE YOU EVER FALSIFIED A STATISTIC?** _____

62. **HAVE YOU EVER STOLEN ANYTHING FROM A SCIENTOLOGY ORGANIZATION?** _____

63. **HAVE YOU EVER DAMAGED ORG PROPERTY?** _____

64. **HAVE YOU EVER ATTEMPTED TO DISCOURAGE ORG PCS OR STUDENTS FROM ADVANCING TO A HIGHER ORG?** _____

65. **HAVE YOU DONE SOMETHING THAT CUT THE DISSEMINATION LINES OF A SCIENTOLOGY ORG?** _____

66. **HAVE YOU ENCOURAGED, CONDONED OR IGNORED NONSTANDARD TECHNICAL DELIVERY?** _____

67. **HAVE YOU ENCOURAGED, CONDONED OR IGNORED LOW TECHNICAL QUALITY?** _____

68. **HAVE YOU ORIGINATED OR FORWARDED BLACK PR ABOUT STAFF MEMBERS OR SENIORS?** _____

(Once the overt act of originating or spreading black PR has been handled to EP with steps A to G of False Purpose RD procedure, get the prior overt the pc committed and handle with steps A to G. Then check for and handle any other such overt. When these have been handled, recheck the original question, #68.)



69. **HAVE YOU ORIGINATED OR FORWARDED BLACK PR ABOUT SCIENTOLOGY ORGANIZATIONS OR MANAGEMENT?** _____

(Once the overt act of originating or spreading black PR has been handled to EP with Steps A to G of False Purpose RD procedure, get the prior overt the pc committed and handle with Steps A to G. Then check for and handle any other such overt. When these have been handled, recheck the original question, #69.)

70. **HAVE YOU EVER ADVISED ANYONE AGAINST JOINING STAFF OF A SCIENTOLOGY ORG OR THE SEA ORG?** _____

71. **HAVE YOU MAINTAINED A CONNECTION TO A SUPPRESSIVE PERSON OR GROUP?** _____

72. **HAVE YOU EVER MADE FUN OF OR JOKED ABOUT YOUR OWN POST OR DUTIES?** _____

(Once the overt act of joking or degrading has been handled to EP with Steps A to G of False Purpose RD procedure, get the prior overt the pc committed and handle with Steps A to G. Then check for and handle any other such overt. When these have been handled, recheck the original question, #72.)

73. **HAVE YOU EVER MADE FUN OF OR JOKED ABOUT OTHER STAFF OR EXECS?** _____

(Once the overt act of joking or degrading has been handled to EP with Steps A to G of False Purpose RD procedure, get the prior overt the pc committed and handle with Steps A to G. Then check for and handle any other such overt. When these have been handled, recheck the original question, #73.)

74. **HAVE YOU EVER MADE FUN OF OR JOKED ABOUT LRH TECH OR POLICY?** _____

(Once the overt act of joking or degrading has been handled to EP with Steps A to G of False Purpose RD procedure, get the prior overt the pc committed and handle with Steps A to G. Then check for and handle any other such overt. When these have been handled, recheck the original question, #74.)

75. **HAVE YOU EVER PREVENTED A FELLOW STAFF MEMBER FROM WEARING HIS HAT?** _____

76. **HAVE YOU EVER PREVENTED ANOTHER FROM LEARNING HIS POST?** _____

77. **HAVE YOU EVER CAUSED OR CONTRIBUTED TO AN ORG MUTINY?** _____



- 78. HAVE YOU EVER WITHHELD THAT YOU WERE CONNECTED TO SOMEONE OR SOMETHING HOSTILE TO YOU? _____
- 79. HAVE YOU EVER WITHHELD THAT YOU WERE CONNECTED TO SOMEONE OR SOMETHING THAT DIDN'T AGREE WITH DIANETICS OR SCIENTOLOGY? _____
- 80. HAVE YOU EVER WITHHELD THAT YOU WERE ROLLER-COASTERING OR HAVING OTHER MANIFESTATIONS OF PTSNESS? _____
- 81. HAVE YOU COMMITTED AN OVERT ON LRH? _____
- 82. HAVE YOU HAD A WITHHOLD FROM LRH? _____
- 83. IS THERE SOME OTHER OVERT YOU HAVE COMMITTED THAT WOULD BE AWFUL TO HAVE TO GET OFF? _____
- 84. HAVE YOU CONTINUED TO COMMIT SOME OVERT OR TYPE OF OVERT ALREADY GOTTEN OFF? _____

SECTION II QUESTIONS:

- 85. DO YOU WANT A POST FOR SOME DESTRUCTIVE PURPOSE? _____
- 86. DO YOU WANT A POST TO DOMINATE OTHERS? _____
- 87. DO YOU SECRETLY WANT TO STOP THE ORGANIZATION? _____
- 88. ARE YOU AFRAID THE ORGANIZATION MIGHT GET TOO BIG? _____
- 89. DO YOU HAVE A DESTRUCTIVE INTENTION CONCERNING THE FUTURE OF SCIENTOLOGY? _____
- 90. HAVE YOU EVER INTENDED TO MAKE A GROUP FAIL? _____
- 91. HAVE YOU EVER INTENDED TO MAKE SCIENTOLOGY FAIL? _____
- 92. HAVE YOU EVER HAD AN INTENTION TO FAIL? _____
- 93. HAVE YOU HAD SOME PURPOSE WHICH IS IN OPPOSITION TO THE PURPOSE OF THIS ORG OR SCIENTOLOGY? _____
- 94. HAVE YOU EVER INTENDED TO TAKE SOMEONE'S MONEY FOR A SERVICE WITHOUT DELIVERING IT? _____
- 95. HAVE YOU EVER HAD A PURPOSE TO GET SOMETHING FOR NOTHING? _____
- 96. HAVE YOU EVER INTENDED TO GET AWAY WITH DOING AS LITTLE AS POSSIBLE? _____



- 97. DO YOU WANT A POST ONLY FOR PERSONAL GAIN? _____
- 98. DO YOU HAVE AN ULTERIOR MOTIVE FOR BEING ON STAFF? _____
- 99. DO YOU INTEND TO HARM SCIENTOLOGY DISSEMINATION? _____
- 100. HAVE YOU HAD A FEELING OF WANTING TO GET EVEN FOR SOMETHING? _____
- 101. HAVE YOU EVER WANTED TO HARM ANOTHER STAFF MEMBER? _____
- 102. DO YOU HAVE A SECRET DESIRE TO SEE SOMEONE FAIL? _____

END RUDS:

(Session withholdings are handled with usual withhold rudiment procedure. Undisclosed overts missed in doing the questions on the list are handled with Steps A to G of False Purpose RD procedure.)

- 1. IN THIS CONFESSIONAL, HAVE YOU TOLD A HALF-TRUTH? _____
- 2. IN THIS CONFESSIONAL, HAVE YOU TOLD AN UNTRUTH? _____
- 3. IN THIS CONFESSIONAL, HAVE YOU SAID SOMETHING ONLY TO IMPRESS ME? _____
- 4. IN THIS CONFESSIONAL, HAVE YOU TRIED TO DAMAGE SOMEONE? _____
- 5. IN THIS CONFESSIONAL, HAVE YOU DELIBERATELY TRIED TO INFLUENCE THE E-METER? _____
- 6. IN THIS CONFESSIONAL, HAVE YOU SUCCESSFULLY WITHHELD SOMETHING? _____
- 7. IN THIS CONFESSIONAL, HAVE YOU COVERED UP FOR SOMEONE ELSE? _____
- 8. IN THIS CONFESSIONAL, HAS ANYONE SAID YOU HAD A WITHHOLD WHEN YOU DIDN'T HAVE ONE? _____
- 9. IN THIS CONFESSIONAL, HAS ANYTHING BEEN ASSERTED? _____
- 10. IN THIS CONFESSIONAL, HAS ANYTHING BEEN SUPPRESSED? _____
- 11. IN THIS CONFESSIONAL, HAS ANYTHING BEEN INVALIDATED? _____

L. RON HUBBARD
 Founder

Revision assisted by
 LRH Technical Research
 and Compilations



HUBBARD COMMUNICATIONS OFFICE
Saint Hill Manor, East Grinstead, Sussex

HCO BULLETIN OF 21 MAY 1985

Remimeo
C/Ses
Execs
MAAs/Ethics Offs
Tech/Qual

(Also issued as an HCO PL,
same date and title)

C/S Series 121

False Purpose Rundown Series 11

TWO TYPES OF PTSes

Refs:

HCOB 28 Feb. 84	C/S Series 118 PRETENDED PTS
HCOB 17 June 84	C/S Series 118-1 EVIL PURPOSES AND FALSE PR
HCOB 5 June 84	FPRD Series 1 FALSE PURPOSE RUNDOWN
HCOB 29 Dec. 78R Rev. 20.12.83	THE SUPPRESSED PERSON RUNDOWN A MAGICAL NEW RUNDOWN
HCOB 9 Dec. 71RC	PTS RUNDOWN, AUDITED
HCOB 10 Aug. 73	PTS HANDLING

Modifies:

HCOB 24 Apr. 72 I	C/S Series 79 PTS INTERVIEWS
HCOB 17 Apr. 72R Rev. 20.12.83	C/S Series 76R C/Sing A PTS RUNDOWN
HCOB 31 Dec. 78 II	OUTLINE OF PTS HANDLING

There are two types of PTSes:

1. Pretended PTS so as to cover up black PR and evil purposes or justify them, and
2. Actual PTSness.

Although PTSness can cease simply on spotting the person accurately that one is PTS to, there are two full rundowns to handle this condition: the PTS Rundown and the Suppressed Person Rundown.

On pretended PTSness as mentioned in (1) above, your very reliable clue is that the person says he is PTS to a well-intentioned person, such as a staff member or a Scientology VIP. This is almost totally conclusive evidence that you are dealing with a person with an evil purpose. Thus, he would be programed for auditing geared to locating and handling evil purposes. He won't get any relief from being found "PTS" to a well-intentioned person. From time to time one sees "PTS finding" of that nature cropping up. This probably is the first analysis given as to why and what it is all about. The person who does that has been black PRing, has O/Ws and probably, under those, evil purposes.



The usual action, when someone is observably roller-coastering and manifesting a PTS condition, is to interview the person and find out who he is PTS to. (Ref: HCOB 24 Apr. 72, C/S Series 79, PTS INTERVIEWS) If a standard interview is done and the pc names well-intentioned persons as the people he is PTS to, the C/S, seeing this, would not order a PTS Rundown. The C/S would program the case for those auditing rundowns designed to uncover and blow O/Ws and evil purposes.

L. RON HUBBARD
Founder



THE TECHNICAL SPECIALIST RUNDOWNS



HUBBARD COMMUNICATIONS OFFICE
Saint Hill Manor, East Grinstead, Sussex

HCO BULLETIN OF 19 DECEMBER 1988R
REVISED 30 JANUARY 1990

Remimeo
All Orgs and
Missions
Chaplains
C/Ses
Auditors

SCIENTOLOGY MARRIAGE COUNSELING

Refs:

Tape: 5912C10	"Demonstration of New HGC Process"
HCOB 31 Dec. 59R Rev. 21.8.87	BLOW-OFFS
Tape: 6001C02	"Marriage"
HCOB 10 July 64	OVERTS—ORDER OF EFFECTIVENESS IN PROCESSING
HCO PL 27 May 65	PROCESSING

Scientology Marriage Counseling is a very powerful technique for restoring ARC between marital partners whose relationship has become strained or is headed for divorce.

Use of this technique is depicted in the public film *The Married Couple*.

DELIVERY REQUIREMENTS

Scientology Marriage Counseling can be delivered by a certified Class II Auditor who is an ordained Scientology minister (or minister-in-training) and who has been high crime checked out and passed in Qual on Scientology Marriage Counseling procedure. (Ref: HCO PL 8 Mar. 66, KSW Series 13, HIGH CRIME)

The length of time required to complete Scientology Marriage Counseling can vary, but ordinarily it can be done in one or two intensives.

This processing must be done at an org which is qualified to deliver auditing to the partner with the *highest* case level. For instance, if one of the partners is OT III and the other is a Grade IV Release, the counseling may be delivered at an Advanced Org, but not in a Class IV Org or mission.

PROCEDURE

Scientology Marriage Counseling is actually classified as an *assist*. It is meant to alleviate difficulties a couple are experiencing in their relationship with each other by helping them to unburden their accumulated overtacts and withholds.

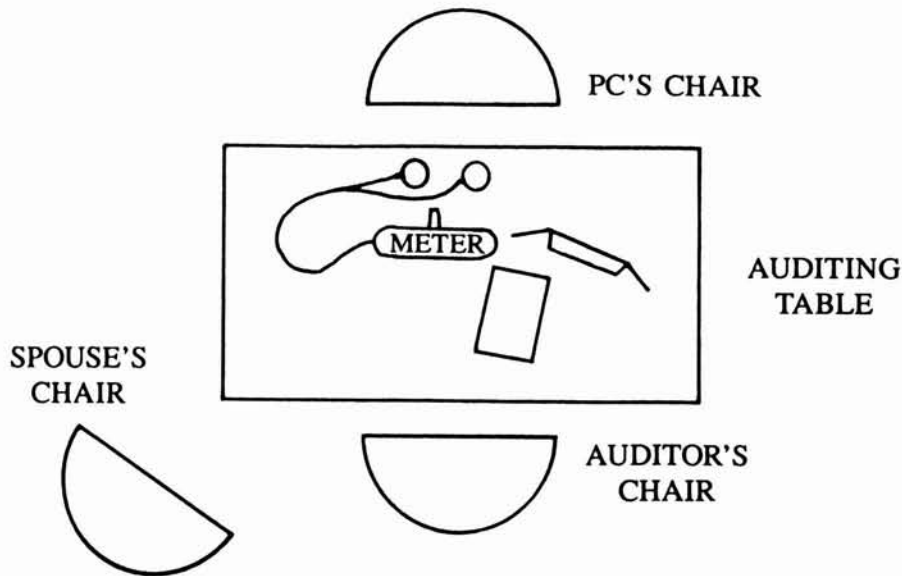
Unlike most other processes, this procedure is done with *three* people in the auditing room—the auditor and two preclears (the marital partners).

The procedure is as follows:

1. Set up the auditing room as per HCOB 4 Dec. 77R, CHECKLIST FOR SETTING UP SESSIONS AND AN E-METER. Be sure to provide



comfortable chairs for *both* partners. The chair used by the partner who is not holding the cans is placed to one side of the auditing table, facing the pc's chair and slightly behind the auditor.



2. Ensure both partners understand what will be taking place in the counseling sessions. If both partners are already trained as auditors or have had a Scientology C/S-1, these points need only be briefly reviewed to ensure both understand them. If one or both partners has never given or received metered auditing before, then *each* of these steps must be done in full:
 - a. Explain that everything said in the counseling you will be doing is held in strictest confidence, according to the traditional rules of pastor/parishioner confidentiality.
 - b. Describe how the counseling will be done, i.e., that you will be asking a set of questions, called a “process,” of one partner until a certain result is reached, then asking the same questions of the other partner. Ensure it is understood by both partners that when one of them is holding the cans and answering your questions, the other is to remain quiet and just listen, no matter what is said and no matter how much he or she may want to comment. When you are finished directing your questions to one partner, the other will be given his or her turn.
 - c. Briefly explain to both partners what the E-Meter is used for. For demonstration, do a “pinch test.” Explain to both partners that to show how the meter registers mental reactions, you will give the partner holding the cans a pinch. Do so. Then get that partner to think of the pinch (while still holding the cans), showing both partners

the meter reaction. (Ref: *The Book of E-Meter Drills*, E-Meter Drill 5RB) Keep this demonstration and explanation very simple. You can use the book *Introducing the E-Meter* to help handle any questions, but do not complicate this step unnecessarily.

- d. Explain what the word “floating needle” means and that a floating needle indicates that you have reached a good point in the process. Let both partners know you will indicate a floating needle when one occurs in the counseling.
- e. Explain that when you have finished a counseling session, you will take both partners to the Examiner. Explain that the Examiner will have the pc hold the E-Meter cans, that the pc may say anything he wishes, and that the Examiner will not say anything other than acknowledging and indicating a floating needle when one is present.
- f. Clear the words “moral code,” “overt act” and “withhold” with both partners, using the definitions sheet attached to this HCOB.
- g. Clear the commands of the process with both partners, making sure they understand very clearly what is meant by “done to” and “withheld from” in the questions. Explain that when the first question is answered, you’ll give the second question and so on, back and forth between the two questions. The questions are:
 1. **WHAT HAVE YOU DONE TO (spouse’s name)?**
 2. **WHAT HAVE YOU WITHHELD FROM (spouse’s name)?**
3. Put one of the partners on the meter, set the sensitivity for the pc, do a metabolism test and check to be sure the pc is well rested, has eaten and is not hungry.
4. Start the session by saying **“THIS IS THE SESSION.”** (Tone 40)
5. Run the process commands alternately (1,2,1,2,1,2, etc.) until the pc has an F/N, cog and VGIs. Indicate the F/N and give the pc the R-factor that you have finished directing the questions to him/her for now.
6. Have the second partner sit in the auditing chair holding the cans while the first partner sits in the third chair, observing. Start a new worksheet for the second partner.
7. Give the partner on the cans the R-factor that you’ll now be directing the same questions to him/her. Ask if he/she has any questions before you begin. Set the sensitivity, etc., as in step 3.
8. Repeat steps 5-7, each time running the process to an F/N, cog and VGIs for the partner on the meter.
9. When the minister ends a session, such as for a meal break or to end off for the day, both pcs are taken to the Examiner. When counseling is ended for the day, the minister should see that the couple is scheduled for their next counseling session.

10. Write up the counseling session using a separate Auditor's Report Form and set of worksheets for each pc. In order to ensure that a complete record of the session exists in both pcs' folders, a photocopy of each partner's worksheets should be included with the original worksheets of the other when those are placed in the pc folder. (For example, the husband's pc folder would contain the original worksheets of his sessions, plus a photocopy of the worksheets of the wife's sessions.) Route the two folders to the C/S.

END PHENOMENA

By continuing the counseling a point should be reached where the TA has flattened out on both partners, and both are F/Ning, VGIs and in ARC with each other. That is the EP.

The aim of Scientology Marriage Counseling is to assist marital partners in restoring affinity, reality and communication with each other.

Many, many marriages at the brink of divorce have been successfully salvaged with the help of this processing. There is, however, no guarantee that a couple wishing to get a divorce will decide to remain married, and no minister or any org staff member should make any such promise or claim to anyone.

If the counseling is completed standardly, the couple will have been unburdened of the overts and withholds affecting their relationship and will be in good communication with each other and better able to make rational decisions concerning their marriage.

It may take several counseling sessions to reach the EP. A marriage that is in trouble is not something that is put together again in one night, because the number of overts and withholds usually takes a little longer to detail.

When the EP has been reached, both partners are C/Sed to declare to completion of Scientology Marriage Counseling in Qual.

TIPS

TRs

Excellent auditor TRs are a must in delivering Scientology Marriage Counseling. The auditor should have a flawless command of TRs 0-4 and be an expert at Upper Indoc TRs. Considerable upset can sometimes occur in a Scientology Marriage Counseling session, and the auditor must be able to handle it and control both partners smoothly and with high ARC.

Auditor's Code

The Auditor's Code must be strictly observed by the minister at all times during Scientology Marriage Counseling. It is particularly important that the auditor not give any impression, by his words, tone of voice, mannerisms or by any other means, that he favors or sympathizes with one partner or the other, either in or out of session. (Ref: HCO PL 14 Oct. 68RA, THE AUDITOR'S CODE; HCOB 23 May 71 X, Basic Auditing Series 9, COMM CYCLE ADDITIVES; and HCOB 26 Apr. 71 I, TRs AND COGNITIONS)



OTs

Scientology Marriage Counseling procedure is not changed when it is being done on an OT. The procedure is the same regardless of the case level of the pc or pre-OT.

Only in doing *repair* of Scientology Marriage Counseling on an OT III or above is there any difference in procedure. In such a case an LCRE would be done following the technical rules for use of correction lists on OTs.

C/Sing

Scientology Marriage Counseling is C/Sed as one would any metered assist processing, according to the HCOBs of the C/S Series.

As the pcs may be very green, the C/S should be alert for any indicators that one or both of them do not understand what is expected and get this remedied if spotted.

The C/S should also ensure that an auditor is thoroughly checked out and drilled before allowing him to do this processing. With the added randomness of *two* people to handle in each session and the misemotion that can sometimes come to the surface in this processing, it requires excellent auditor TRs, metering and command of the procedure.

REPAIR

Ordinarily upsets or bogs in Scientology Marriage Counseling stem from *missed withholds* and are handled by simply continuing the process. However, if a session is utterly bogged or if a pc is refusing to go on at all, an LCRE should be assessed and handled.

If an LCRE must be used, it should be done in a session without the pc's spouse present; however, if overts or withholds on the spouse are gotten off in a pc's repair session they must also be revealed by the pc to his spouse in a later session when the spouse is present. This is done by simply having the pc, in the next session, tell the spouse each of the overts or withholds that were gotten off in the repair session.

If the auditor delivering the counseling is not qualified to use the LCRE, the pc is turned over to another auditor for the repair session.

If one or both of the pcs refuse to come in for a Scientology Marriage Counseling session after counseling has begun, arrangements should be made to get them in immediately for repair as above.

CAUTIONS

Simplicity

Scientology Marriage Counseling procedure is quite simple. Guard against any tendency to complicate the procedure with additional commands or steps.

One point of complexity that has been added to this action by some is in the



area of setting up the pc for the action. Scientology Marriage Counseling is done as an assist for a present time difficulty. It is not a major grade or rundown requiring extensive setups before it can be done. Even rudiments are ordinarily unnecessary—if the pc is there for Scientology Marriage Counseling on his own determinism, he'll be found to be *in-session* already; rudiments would act as a distraction in such a case and could tend to throw the pc *out* of session. (Ref: Tape 5911C09, “Demo of an Assist”) Unless it is known that a pc has a situation which must be handled before an assist is begun (such as a read on out-Int or out-lists) the counseling is simply begun and carried through to completion much as one would do any assist action.

Where extensive setups have erroneously been entered into, it has commonly been found that the pc's attention is primarily on his marital situation, and that is exactly what ends up being addressed in the “setup” auditing. This can even include overts and withholds on the pc's spouse coming to light without the benefit of the spouse being present.

If a rud needs to be flown on one or both of the partners, it should be done in session with *both partners* present, unless the partner needing the rud is OT III or above and the other partner is not.

Session Misemotion and Overuse of Repair

It is not uncommon for one or both of the marriage partners being counseled to show a great deal of misemotion in a Scientology Marriage Counseling session. Crying, yelling, etc., are not unusual. The auditor should not instantly think he needs to do an LCRE or other repair action when misemotion occurs. The three oldest rules in processing apply: (a) GET THE PC THROUGH IT; (b) WHAT TURNS IT ON WILL TURN IT OFF; (c) THE WAY OUT IS THE WAY THROUGH. Only when continuing with the process of “What have you done to (spouse)?” “What have you withheld from (spouse)?” has not smoothed the session out should an LCRE be resorted to. (Ref: HCO PL 27 May 65, PROC-ESSING)

Auditing Both Pcs

Ideally, *both* partners should be audited in the same counseling session or on the same day. Though it may not always be possible to do this, experience has shown it is definitely preferable to audit both partners in one day rather than auditing one on one day and one the next.

If you end off a counseling session by auditing spouse A, begin the next session by auditing spouse B. Example: On Monday the husband is given an hour of processing, then the wife is given 45 minutes, then the husband is given an hour and finally the wife is given an hour and a half. Tuesday the session is begun by auditing the husband, and so on.

Participation

It is very important that both partners actually take part in Scientology Marriage Counseling on their own determinism. If one of the partners is hesitant to enter into counseling, a Chaplain or FSM can and should enlighten him or her to bring about an understanding of how the counseling could help. However, if one or both of the partners is not in agreement with doing the processing or is



doing it on someone else's determinism, it is highly unlikely that the counseling will succeed; in fact, Scientology Marriage Counseling may not be sold or delivered in such circumstances. A person who did not sign up for this counseling on his or her own determinism is a troublesome source per HCO PL 27 Oct. 64R, POLICIES ON PHYSICAL HEALING, INSANITY AND SOURCES OF TROUBLE, and is to be handled per that policy.

Completing the Process to EP

It may happen that partway through Scientology Marriage Counseling one or both of the partners originate that they have decided to get a divorce. Even if they seem to be satisfied with their decision, the counseling must be continued until the full EP is reached: TA flattened out on both partners, both F/Ning and VGIs and in ARC with each other.

TRAINING

When a couple has completed Scientology Marriage Counseling, they must be sold and delivered training to hat them on basic Scientology and tools they can use to build a strong and lasting relationship. The *How to Improve Your Marriage Course* is a Scientology Life Improvement Course designed specifically for this purpose and is part of a standard marriage handling program. Following the *How to Improve Your Marriage Course*, the couple should also do the *Success Through Communication Course*.

When applied standardly, Scientology Marriage Counseling is a tremendously effective tool that can be used to open the way to a happy and satisfying marriage for couples who want to repair and improve their relationship.

L. RON HUBBARD
Founder

Compilation assisted by
LRH Technical Research
and Compilations

Revision assisted by
LRH Technical Research
and Compilations



SCIENTOLOGY MARRIAGE COUNSELING

DEFINITIONS SHEET

The following definitions are for use in clearing these terms as part of Scientology Marriage Counseling.

Moral Code: An agreed-upon code of conduct. Whenever people get together and operate as groups, they make agreements on codes of conduct regarding what is right and what is wrong, what is moral and what is immoral—in other words, what will be contributive to survival and what will be destructive of survival. This is a moral code—a series of agreements to which a person has subscribed to guarantee the survival of a group. It doesn't matter what the size of the group is—whether it is a group of two people forming a marriage or a whole nation being formed—they enter into certain agreements.

Overt Act: A harmful act or a transgression against the moral code of a group. When a person does something that is contrary to the moral code he has agreed to, or when he omits to do something that he *should* have done per that moral code, he has committed an overt act. An overt act violates what was agreed upon.

Withhold: An unspoken, unannounced transgression against a moral code by which a person is bound. A withhold is, then, an overt act that a person committed that he or she is not talking about. Any withhold comes *after* an overt act.

HCO BULLETIN OF 2 JUNE 1989

Remimeo
Class V Graduate
Auditors and C/Ses
HCO
Tech/Qual

AUDITING REPAIR LIST FOR PEOPLE FROM EST

Ref:

HCOB 25 Nov. 71 II RESISTIVE CASES, FORMER THERAPY

PERSONS WHO HAVE BEEN IN EST SOMETIMES TURN UP IN MIS-
SIONS AND ORGS. IT IS NECESSARY TO UNDO THE CASE DAMAGE
BEFORE THE PERSON CAN BE PROCESSED IN SCIENTOLOGY AND
GET LASTING CASE GAIN.

Est (acronym for Erhard Seminars Training)* was an offbeat activity which
made a squirrel use of parts of the technologies of Dianetics and Scientology.
What they did was take some early Scientology materials and alter them. They
later told people they didn't know where est came from.

The real trouble with est is that it messes up cases. For example: Their
squirrel "processes" sometimes bring about forcible exteriorization but they
don't have any tech to repair out-Int. Covert and overt evaluation are rampant in
est, and some former est cases have had implants restimulated by est's
psychiatrist-like use of evaluation and invalidation.

Additionally they confuse people with false data. One of the falsest data is
that they make it appear that some of the basics they use are their own discoveries
or developments, when in fact these basics are alter-ised Scientology.

The purpose of this list is to repair case damage from a person's involvement
with est so he or she can make lasting case gain in Scientology and Dianetics
processing. The exact handling for persons who have been involved in est con-
sists of:

- I. Passing the Est Confessional given in HCOB 2 June 89 II, EST CON-
FESSIONAL FORM.
- II. Receiving the Auditing Repair List for People from Est, as given in this
HCOB.

* Though the est program was retired in late 1984, the same corporation which had delivered it (Werner Erhard & Associates) began delivering another squirrel program called "The Forum." This HCOB also applies to anyone who has been involved in "The Forum" or est under any other name.



These steps are done prior to giving the person Objectives, Scientology Drug Rundown or any other actual auditing. The person must first have received a Scientology C/S-1 to ensure they fully understand the basics of auditing. The actions are delivered by a Class V Graduate Auditor or above.

Those who were formerly in est and who have already received Scientology and Dianetics auditing should also be given this list, at the first appropriate point of their pc program. They should not be C/Sed for this list while in the middle of some other case action. (Ref: HCOB 28 Sept. 82, C/S Series 115, MIXING RUNDOWNS AND REPAIRS)

EST CONFESSIONAL

Before a pc may be audited on the repair list, he must be given a metered HCO Confessional on points A-J of HCO PL 27 Oct. 64R, POLICIES ON PHYSICAL HEALING, INSANITY AND SOURCES OF TROUBLE. The questions for this Confessional are given in HCOB 2 June 89 II, EST CONFESSIONAL FORM.

It is done as a standard HCO Confessional per HCOB 7 Jan. 85, HCO CONFESSIONALS, and HCOB 30 Nov. 78R, CONFESSIONAL PROCEDURE. Est's purpose is to put plants in to get tech data. Therefore this Confessional includes questions which are meant specifically to spot such a person. If a person is found to be a plant, he is turned directly over to the MAA/Ethics Officer or the HCO Area Secretary, and the Director of Special Affairs is alerted immediately. In such a case HCO *must* additionally report all details directly to the Inspector General Network. The org must *not* attempt to do the repair list itself on a person who has been found to be a plant.

AUDITING REPAIR LIST

Having completed and passed the Est Confessional, the person is audited on the Auditing Repair List for People from Est. In assessing the questions, use "est" or, if the est activity the pc was involved in was under some other name, use that name.

This list can be assessed Method 3 or Method 5. Each line that reads is carried to F/N by doing the instructions given on the list. (Refs: HCOB 28 May 70, CORRECTION LISTS, USE OF; HCOB 20 Dec. 71, C/S Series 72, USE OF CORRECTION LISTS; HCOB 10 June 71 I, C/S Series 44R, C/S RULES, PROGRAMING FROM PREPARED LISTS)

When the pc has had all available BPC on his involvement with est found and handled to F/N and VGIs, the action is complete.

If the C/S suspects there is more to handle after all reading questions have been F/Ned, he may order that the list be taken to an F/Ning assessment.

PRECLEAR: _____ DATE: _____

AUDITOR: _____



This pc has passed the EST CONFESSIONAL FORM, HCOB 2 June 89 II, has completed any required handling based on the results of the Confessional and is not a plant.

Case Supervisor signature

1. **IN EST WAS THERE TROUBLE WITH EXTERIORIZATION OR INTERIORIZATION?** _____
(Check to make sure the read on Int is a valid read and not a protest or false read. If it is valid, indicate it. If the pc is not Clear or OT, give him a standard Int RD per Int RD Series 2. If he is Clear or OT and has not had an Int RD, give him the End of Endless Int Repair RD per Int Series 4RB. If the pc has had an Int RD or End of Endless Int Repair RD, do an Int RD Correction List, HCOB 29 Oct. 71RA. If Int correction has already been done on the pc, get an FES of the Int RD and its corrections. When all errors are corrected, the C/S may order the End of Endless Int Repair RD per Int Series 4RB, as applicable.)
2. **IN EST WERE YOU FORCIBLY EXTERIORIZED?** _____
(Handle as in #1 above.)
3. **IN EST WERE YOU GIVEN A WRONG INDICATION?** _____
(L4BRB.)
4. **IN EST WERE YOU GIVEN A WRONG ITEM?** _____
(L4BRB.)
5. **IN EST WERE YOU GIVEN A WRONG WHY?** _____
(L4BRB.)
6. **AS A RESULT OF YOUR INVOLVEMENT IN EST DID YOU SELF-LIST?** _____
(L4BRB.)
7. **WERE YOU DOING EST OVER OUT-RUDS?** _____
(Find out which and handle E/S to F/N.)
8. **IN EST DID YOU HAVE AN ARC BREAK?** _____
(ARCU CDEINR E/S to F/N.)
9. **IN EST DID YOU HAVE A PROBLEM?** _____
(Get what it was and E/S to F/N.)
10. **DID YOU STILL HAVE A PROBLEM AFTER YOU LEFT EST?** _____
(Get what it was and E/S to F/N.)



11. **WAS EST A PROBLEM TO YOU?** _____
(E/S to F/N.)
12. **IN EST DID YOU HAVE A WITHHOLD?** _____
(Pull the withhold E/S to F/N.)
13. **IN EST WAS A WITHHOLD MISSED?** _____
(Pull the missed withhold E/S to F/N.)
14. **WERE YOU RUN ON AN EST PROCESS OVER AN ARC BREAK?** _____
(ARCU CDEINR E/S to F/N.)
15. **WERE YOU RUN ON AN EST PROCESS OVER A PROBLEM?** _____
(Get what it was and handle with itsa E/S itsa to F/N.)
16. **WERE YOU RUN ON AN EST PROCESS OVER A WITHHOLD?** _____
(Pull the withhold E/S to F/N.)
17. **WERE YOU RUN ON AN EST PROCESS OVER PROTEST?** _____
(Get what it was and handle with itsa E/S itsa to F/N.)
18. **WERE YOU MADE TO DO SOMETHING IN EST YOU DIDN'T WANT TO DO?** _____
(Get what it was and handle with itsa E/S itsa to F/N.)
19. **WERE YOU RUN ON AN EST PROCESS OVER A MISUNDERSTOOD?** _____
(Find out what it was and clear it to F/N.)
20. **IS THERE ANYTHING ABOUT YOUR INVOLVEMENT WITH EST THAT I SHOULDN'T FIND OUT ABOUT?** _____
(Pull the withhold E/S to F/N. Get *all* the data.)
21. **IN EST DID YOU COMMIT AN OVERT?** _____
(Get what it was and E/S to F/N.)
22. **HAVE YOU USED EST FOR SOME UNWORTHY MOTIVE?** _____
(Get what it was and E/S to F/N.)
23. **IN EST DID YOU DO ANYTHING THAT HARMED OR UPSET ANOTHER?** _____
(Get what it was and E/S to F/N.)
24. **IN EST WERE OVERTS OR WITHHOLDS RESTIMULATED?** _____
(Pull the overts or withholds E/S to F/N.)



25. **IN EST WERE YOU FORCED TO WITHHOLD SOMETHING?** _____
 (Handle as a withhold E/S to F/N.)
26. **DID YOU GO BACK TO EST AFTER YOU HAD RECEIVED DIANETICS OR SCIENTOLOGY TRAINING OR PROCESSING?** _____
 (Handle as a missed withhold E/S to F/N.)
27. **IN EST WERE YOU INVOLVED IN ANY UNETHICAL SEXUAL ACTIVITY?** _____
 (Handle as a missed withhold E/S to F/N.)
28. **WERE YOU FORCED TO ENROLL IN EST TRAINING?** _____
 (2WC E/S to F/N.)
29. **WERE YOU FORCED TO BRING GUESTS TO EST?** _____
 (2WC E/S to F/N.)
30. **IN EST WAS THERE ANY INVALIDATION?** _____
 (2WC E/S to F/N.)
31. **IN EST WERE YOU CALLED OBSCENE NAMES?** _____
 (ARCU CDEINR E/S to F/N.)
32. **REGARDING YOUR INVOLVEMENT IN EST HAS THERE BEEN ANY INVALIDATION?** _____
 (2WC E/S to F/N.)
33. **IN EST DID ANYONE INVALIDATE YOUR BEINGNESS?** _____
 (2WC E/S to F/N.)
34. **IN EST WERE YOU RIDICULED IN FRONT OF THE GROUP?** _____
 (2WC E/S to F/N.)
35. **IN EST WERE YOU BELITTLED?** _____
 (2WC E/S to F/N.)
36. **IN EST WERE YOU TOLD YOUR LIFE WAS MEANINGLESS?** _____
 (2WC E/S to F/N.)
37. **IN EST WERE YOU TOLD YOU WERE A ROBOT OR A MACHINE?** _____
 (2WC E/S to F/N.)
38. **IN EST DID SOMEONE EVALUATE FOR YOU?** _____
 (2WC E/S to F/N.)



- 39. **IN EST WAS THERE ANY EVALUATION?** _____
(2WC E/S to F/N.)

- 40. **IN EST WERE YOU TOLD WHAT WAS WRONG WITH YOU?** _____
(2WC E/S to F/N.)

- 41. **IN EST WERE YOU TOLD WHAT TO THINK?** _____
(2WC E/S to F/N.)

- 42. **IN EST WERE YOU NOT ALLOWED TO LEAVE THE ROOM?** _____
(2WC E/S to F/N.)

- 43. **IN EST WERE YOU NOT PERMITTED TO GO TO THE RESTROOM?** _____
(2WC E/S to F/N.)

- 44. **IN EST WERE THERE IGNORED ORIGINATIONS?** _____
(2WC E/S to F/N.)

- 45. **IN EST WERE YOU PROTESTING?** _____
(Indicate and 2WC E/S to F/N.)

- 46. **IN EST WERE YOU OVERWHELMED BY MENTAL PICTURES?** _____
(2WC E/S to F/N.)

- 47. **IN EST WERE YOU OVERWHELMED BY A PROCESS THAT WAS RUN?** _____
(2WC E/S to F/N.)

- 48. **IN EST WAS THERE A FALSE ACCUSATION?** _____
(2WC E/S to F/N.)

- 49. **IN EST WERE THERE ANY DISAGREEMENTS?** _____
(2WC E/S to F/N.)

- 50. **IN EST WERE YOU NOT GIVEN DEFINITIONS OF TERMS?** _____
(2WC E/S to F/N.)

- 51. **IN EST WAS THERE A MISUNDERSTOOD WORD OR SYMBOL?** _____
(Find out what it was and clear it to F/N.)



52. **IN EST WERE YOU GIVEN FALSE DATA?** _____
 (Handle each false datum found per HCOB 7 Aug. 79, FALSE DATA STRIPPING, and by showing the person the true data on the subject from Scientology materials.)
53. **IN EST WERE YOU CONFUSED BY CONFLICTING DATA?** _____
 (Handle as in #52.)
54. **IN EST WERE YOU GIVEN DATA YOU COULD NOT THINK WITH OR WHICH DID NOT MAKE SENSE?** _____
 (Handle as in #52.)
55. **IN EST WAS THERE ANY DATA YOU COULD NOT APPLY?** _____
 (Handle as in #52.)
56. **IN EST WAS A PROCESS OR EXERCISE OVERRUN?** _____
 (Indicate. Rehab to F/N.)
57. **IN EST WAS THERE A WIN OR RELEASE THAT WAS NOT ACKNOWLEDGED?** _____
 (Indicate. Rehab to F/N.)
58. **REGARDING EST IS THERE ANYTHING YOU STILL HAVE ATTENTION ON?** _____
 (2WC E/S to F/N.)
59. **IN EST WAS SOMETHING RESTIMULATED BUT LEFT UNHANDLED?** _____
 (2WC E/S to F/N.)
60. **IN EST WAS AN IMPLANT RESTIMULATED?** _____
 (Indicate it. 2WC E/S to F/N. Date/Locate if needed.)
61. **IN EST WAS AN EARLIER PSYCHIATRIC INCIDENT RESTIMULATED?** _____
 (Indicate it. 2WC E/S to F/N. Date/Locate if needed.)
62. **IN EST WAS SOME EARLIER TREATMENT RESTIMULATED?** _____
 (Indicate it. 2WC E/S to F/N. Date/Locate if needed.)
63. **IN EST WAS SOME EARLIER THERAPY RESTIMULATED?** _____
 (Indicate it. 2WC E/S to F/N. Date/Locate if needed.)
64. **IN EST WERE YOU IMPLANTED WITH SOME IDEA OR COMMAND?** _____
 (Indicate it. 2WC E/S to F/N. Date/Locate if needed.)



65. **IN EST WERE YOU SHOCKED OR STARTLED BY SOMETHING THAT OCCURRED?** _____
(2WC E/S to F/N.)
66. **DO YOU FEEL SUPPRESSED BY EST?** _____
(2WC E/S to F/N.)
67. **IN EST WERE YOU DENIED SLEEP?** _____
(2WC E/S to F/N.)
68. **IN EST WERE YOU MADE TO DEPRIVE YOUR BODY?** _____
(2WC E/S to F/N.)
69. **IN EST WERE YOU MADE TO WATCH PORNOGRAPHIC MOVIES?** _____
(2WC E/S to F/N.)
70. **IN EST WERE YOU TOLD NOT TO TELL?** _____
(2WC E/S to F/N. If any withhold is found, pull it E/S to F/N.)
71. **DID YOU MAKE NO GAINS IN EST?** _____
(2WC E/S to F/N.)
72. **IN EST COULDN'T YOU GET "IT"?** _____
(Note to the auditor: Per reports, getting "it" is a phrase used in some est training which means, roughly, reaching some "state" or "understanding." Even in est this is not clearly defined. If this question reads, handle by indicating the BPC and, if no F/N, 2WC E/S to F/N.)
73. **WAS THERE NOTHING WRONG IN THE FIRST PLACE?** _____
(Indicate it, E/S to F/N.)
74. **IS THERE SOME OTHER BYPASSED CHARGE ON THE SUBJECT OF EST?** _____
(2WC E/S to F/N noting all BDs and reads. Return the folder to the C/S for further programing which should include Expanded GF 40 if needed.)

L. RON HUBBARD
Founder

Compilation assisted by
LRH Technical Research
and Compilations



HUBBARD COMMUNICATIONS OFFICE
Saint Hill Manor, East Grinstead, Sussex

HCO BULLETIN OF 2 JUNE 1989

Issue II

Remimeo
C/Ses
Auditors
Tech/Qual
HCO
Dept of Special Affairs

Confessional Form 13

EST CONFSSIONAL FORM

Refs:

HCO PL 27 Oct. 64R	POLICIES ON PHYSICAL HEALING,
Rev. 15.11.87	INSANITY AND SOURCES OF TROUBLE
HCOB 1 Mar. 77 III	FORMULATING CONFSSIONAL
	QUESTIONS
HCOB 1 Mar. 77 II	CONFSSIONAL FORMS
HCOB 2 June 89	AUDITING REPAIR LIST FOR PEOPLE
	FROM EST

This Confessional form covers the sources of trouble as given in HCO PL 27 Oct. 64R, POLICIES ON PHYSICAL HEALING, INSANITY AND SOURCES OF TROUBLE, and is to be done on any Scientologist formerly involved in EST. The form also includes questions designed to detect a plant, as EST's purpose is to put plants in to get tech data.

The form is done as a standard HCO Confessional per HCOB 7 Jan. 85, HCO CONFSSIONALS, and HCOB 30 Nov. 78R, CONFSSIONAL PROCEDURE.

This list may have questions added to it by the C/S, but questions are not deleted from it in any case.

If a person being given this Confessional is found to be a plant, he is turned directly over to the MAA/Ethics Officer or the HCO Area Secretary, and the Director of Special Affairs is alerted immediately. In such a case HCO *must* additionally report all details directly to the Inspector General Network. The org *must not* attempt to further audit or train a person who has been found to be a plant.

PRECLEAR: _____ DATE: _____

AUDITOR: _____

1. **ARE YOU INTIMATELY CONNECTED WITH PERSONS OF KNOWN ANTAGONISM TO MENTAL OR SPIRITUAL TREATMENT OR SCIENTOLOGY?** _____
2. **IN THIS LIFETIME, DO YOU HAVE A CRIMINAL RECORD?** _____



3. **HAVE YOU OR ANY MEMBER OF YOUR IMMEDIATE FAMILY EVER SUED OR THREATENED TO SUE OR EMBARRASS OR ATTACK SCIENTOLOGY?** _____
4. **HAVE YOU OR ANY MEMBER OF YOUR IMMEDIATE FAMILY EVER PUBLICLY ATTACKED SCIENTOLOGY?** _____
5. **HAVE YOU OR ANY MEMBER OF YOUR IMMEDIATE FAMILY EVER BEEN PARTY TO AN ATTACK ON SCIENTOLOGY?** _____
6. **DO YOU FEEL THAT SOME DIANETICS OR SCIENTOLOGY BOOK OR AUDITOR IS RESPONSIBLE FOR ANY BAD CONDITION YOU ARE IN?** _____
7. **ARE YOU BEING AUDITED BECAUSE SOMEONE ELSE WANTED YOU TO BE AUDITED?** _____
8. **DO YOU WANT TO BE PROCESSED ONLY TO SEE IF SCIENTOLOGY WORKS?** _____
9. **DO YOU FEEL THAT SOME PERSON SHOULD BE HELPED AT THE EXPENSE OF THE ORGANIZATION, FOR THE PURPOSE OF NOTORIETY?** _____
10. **DO YOU "HAVE AN OPEN MIND" ABOUT SCIENTOLOGY BUT NO PERSONAL HOPES OR DESIRES FOR AUDITING OR KNOWINGNESS?** _____
11. **DO YOU BELIEVE THAT NO PERSON OR THING CAN REALLY GET BETTER?** _____
12. **ARE YOU OR HAVE YOU EVER ATTEMPTED TO SIT IN JUDGMENT ON SCIENTOLOGY IN A HEARING?** _____
13. **ARE YOU ATTEMPTING TO INVESTIGATE SCIENTOLOGY?** _____
14. **ARE YOU HERE FOR SOME OTHER REASON THAN WHAT YOU'VE SAID?** _____
 (Pull the withhold E/S to F/N. Get *all* the data. If it turns out the person is a plant that has been sent in to the org to harm Scientology or gain access to Scientology and Dianetics materials for some unworthy motive, end off the session and turn the person over directly to the EO, MAA or the HCO Area Secretary, with an alert to the Dir Special Affairs.)
15. **WERE YOU SENT HERE TO GET DATA FOR SOMEONE ELSE?** _____
 (Handle as in #14 above.)
16. **HAVE YOU BEEN SENT HERE AS A PLANT TO GET TECH DATA?** _____
 (Handle as in #14 above.)



17. **ARE YOU STILL CONNECTED TO EST IN ANY WAY?** _____
(Handle as in #14 above.)
18. **ARE YOU CURRENTLY CONNECTED IN SOME WAY TO WERNER ERHARD OR ANY OF HIS ORGANIZATIONS OR ASSOCIATES?** _____
(Handle as in #14 above.)
19. **IN THIS CONFESSIONAL, HAVE YOU TOLD A HALF-TRUTH?** _____
20. **IN THIS CONFESSIONAL, HAVE YOU TOLD AN UNTRUTH?** _____
21. **IN THIS CONFESSIONAL, HAVE YOU SAID SOMETHING ONLY TO IMPRESS ME?** _____
22. **IN THIS CONFESSIONAL, HAVE YOU TRIED TO DAMAGE SOMEONE?** _____
23. **IN THIS CONFESSIONAL, HAVE YOU DELIBERATELY TRIED TO INFLUENCE THE E-METER?** _____
24. **IN THIS CONFESSIONAL, HAVE YOU SUCCESSFULLY WITHHELD SOMETHING?** _____
25. **IN THIS CONFESSIONAL, HAVE YOU COVERED UP FOR SOMEONE ELSE?** _____
26. **IN THIS CONFESSIONAL, HAS ANYONE SAID YOU HAD A WITHHOLD WHEN YOU DIDN'T HAVE ONE?** _____
27. **IN THIS CONFESSIONAL, HAS ANYTHING BEEN ASSERTED?** _____
28. **IN THIS CONFESSIONAL, HAS ANYTHING BEEN SUPPRESSED?** _____
29. **IN THIS CONFESSIONAL, HAS ANYTHING BEEN INVALIDATED?** _____

L. RON HUBBARD
Founder

Compilation assisted by
LRH Technical Research
and Compilations



HUBBARD COMMUNICATIONS OFFICE
Saint Hill Manor, East Grinstead, Sussex

HCO BULLETIN OF 29 AUGUST 1985

Remimeo
Class IV
Auditors
C/Ses

ALLERGY OR ASTHMA RUNDOWN

Refs:

HCOB 1 Aug. 68	THE LAWS OF LISTING AND NULLING
HCOB 11 Apr. 77	LIST ERRORS, CORRECTION OF
HCOB 15 Dec. 68RA	L4BRA, FOR ASSESSMENT OF ALL
Rev. 11.4.77	LISTING ERRORS
HCOB 27 May 70R	UNREADING QUESTIONS AND ITEMS
Rev. 3.12.78	
HCOB 3 Dec. 78	UNREADING FLOWS
PAB 50, 15 Apr. 55	REMEDY OF HAVINGNESS—THE PROCESS
Book: <i>Scientology 8-8008</i>	Chapter "Standard Operating Procedure 8," Step IV, Expanded GITA

The following rundown when properly applied has, by research record, had some success in handling allergies. No claims are made for it beyond that statement.

DEFINITION: ALLERGY—A hypersensitivity to a specific substance (such as food, pollen, dust, etc.) or condition (as heat or cold) which in similar amounts is harmless to most people; it is manifested in a physiological disorder.

DEFINITION: ASTHMA—A chronic disorder characterized by wheezing, coughing, difficulty in breathing and a suffocating feeling, usually caused by an allergy.

The rundown must not be given as an interruption of or in the middle of another action or level. It can be given at any case grade.

The class of auditor required to do this rundown is Class IV and auditors who are not Class IV are not permitted to do this rundown.

THE C/Ses

The C/S should ascertain whether or not the case is in the middle of another action and if so the giving of the rundown should be delayed until that action is completed.

Assess the pc for rudiments: ARC break, problems, overts, withholds. Fly any that read.



Assess the following as a prepared list with this R-factor: **“WE WILL NOW ASSESS A PREPARED LIST TO FIND WHICH WORD ON IT WILL DESCRIBE YOUR POSSIBLE PHYSICAL AVERSION TO THINGS.”**

ALLERGY	_____	COLD	_____
POISON	_____	EXHAUSTION	_____
MEDICATION	_____	MISERY	_____
VIRUS	_____	STINGING	_____
BACTERIA	_____	APATHY	_____
SICKNESS	_____	ANNOYANCE	_____
INFLUENCE	_____	INFECTION	_____
STRESS	_____	FEELING BAD	_____
IRRITATION	_____	ASTHMA	_____
ILLNESS	_____	SUFFOCATION	_____
HEAT	_____		

One of these words will read better than the rest. However, and this is very rare, if the pc feels that none of the above words describes his or her condition and if the pc volunteers a word which reads better than those assessed, use it.

By the laws of L&N, list the following listing question:

“WHAT MIGHT HAVE THE EFFECT ON YOU OF (word found in the above assessment)?”

Make sure the question reads before you list it, and if it does not, put in Suppress, Invalidate and Misunderstood on it and if still no joy do the above step with the prepared list again.

You should obtain an item from this L&N list which is a BD F/N item. Remember that the item can be bypassed and the list can be nulled, at which time the item should appear as a BD F/N item. The result of this, providing the above steps have been done correctly, should be the discovery of the item to which the pc is allergic.

Using the found item, run the following process, each reading flow to BD F/N. (Note: These are not listing questions, they are repetitive processes.) The flows are tested for read before running, and each reading flow is then run to BD F/N:

“HOW COULD YOU WASTE (discovered item)?”

“HOW COULD ANOTHER WASTE (item)?”

“HOW COULD OTHERS WASTE (item)?”

When the above has been satisfactorily completed, now C/S for the following three process flows, each reading flow run repetitive to a BD F/N answer:

“HOW COULD YOU HAVE (item)?”

“HOW COULD ANOTHER HAVE (item)?”

“HOW COULD OTHERS HAVE (item)?”

In a later session ask the pc, “Do you feel any difficulty with the item we found has been handled?” If not, review the auditing for errors, particularly errors in listing and nulling or assessing. Now ask the pc, “Are you allergic to anything else?” It is possible that the pc can be allergic to more than one thing but, in the experience with this rundown, it is not very likely. However, if the pc believes he is allergic also to something else, the rundown can be repeated without invalidating the first rundown.

L. RON HUBBARD
Founder



HUBBARD COMMUNICATIONS OFFICE
Saint Hill Manor, East Grinstead, Sussex

HCO BULLETIN OF 9 DECEMBER 1971RD
REVISED 28 MARCH 1989

Remimeo
PTS/SP Checksheet
Class VI Checksheet
C/Ses
Ethics Officers

PTS RUNDOWN, AUDITED

Refs:

HCO PL 20 Oct. 81R	PTS TYPE A HANDLING
Rev. 10.9.83	
HCOB 20 Jan. 72R	PTS RUNDOWN ADDITION
Rev. 8.12.78	
HCOB 16 Apr. 72R	PTS RD CORRECTION LIST
Rev. 20.12.83	
HCOB 17 Apr. 72R	C/S Series 76R
Rev. 20.12.83	C/Sing A PTS RUNDOWN
HCOB 3 June 72RA	PTS RUNDOWN, FINAL STEP
Rev. 8.12.78	
HCOB 24 Apr. 72 I	C/S Series 79
	PTS INTERVIEWS
HCOB 10 Aug. 73	PTS HANDLING
HCOB 9 Nov. 67	Word Clearing Series 28
	REVISION OF REMEDY A, REMEDY B
	AND S AND Ds
HCOB 19 Jan. 68	S&Ds BY BUTTON
HCOB 16 Aug. 69R	HANDLING ILLNESS IN SCIENTOLOGY
Rev. 25.9.78	
Tape: 6510C14	"Briefing of review auditors"

CASES

One remaining problem in cases was "PTS phenomena."

PTS means potential trouble source. When someone is suppressed he becomes a potential trouble source.

There are numerous HCOBs and PLs on this subject. All of them are true observations and predictions. The cause of ROLLER COASTER is PTS. Roller coaster means a slump after a gain. Pcs who do not hold their gains are PTS.

S and Ds (for Search and Discovery) were the earlier approach. These are still valid and "3 S&Ds" as a rundown is used in the PTS Rundown without change.

Now with the PTS Rundown this common and all too frequent case condition can be handled.

WHO DOES IT

There are actually three PTS handlings:

1. This is essentially an ethics action done by the Ethics Officer. Its substance is contained in HCO PL 20 Oct. 81R, PTS TYPE A HANDLING. It is usually the first step at any sign of trouble. It is not an



audited action, it is an interview. The PTS person is given a program in order to handle the scene.

2. This is the PTS Rundown, Audited, as covered in this HCOB, in HCOB 20 Jan. 72R, PTS RUNDOWN ADDITION, and in HCOB 3 June 72RA, PTS RUNDOWN, FINAL STEP. It is done by an auditor in regular session as described in these HCOBs. It can be done by Class V Graduate Auditors who are also PTS/SP Auditor Course graduates and have HGC Okays to Audit.

For an auditor who is not a PTS/SP Auditor Course graduate, Class V Graduate, HGC Okay to Audit by competent internship to attempt a PTS Rundown would be very risky for the pc as it needs exact listing, exact TRs, exact metering, exact Code keeping and very honest auditing and competent C/Sing.

3. The third handling is THE SUPPRESSED PERSON RUNDOWN, HCOB 29 Dec. 78R, and HCOB 30 Dec. 78R, SUPPRESSED PERSON RUNDOWN PROBLEMS PROCESSES. It is done by a qualified graduate of the PTS/SP Auditor Course in regular session. Essentially, it handles the OTHER person connected to the pc.

Therefore, what you have here are THREE stages of handling PTSness. The first above, the interview, cools off the scene and in many cases that is that. But when the pc is further affected by the connection and roller-coasters, he is given the audited rundown as in (2) above. This usually handles the case of PTSness as a case. But there sometimes remains another person, the SP person or group and its relationship in the real universe to the pc. And this is handled with (3) above.

CLEARs, OTs AND DIANETIC CLEARs

The Dianetic steps of the PTS Rundown, Audited, are not run on Clears, OTs or Dianetic Clears. (Ref: HCOB 12 Sept. 78R, DIANETICS FORBIDDEN ON CLEARs AND OTs) But when the rundown is being done on any Clear or OT, the auditor, in addition to being a Class V Graduate Auditor and a PTS/SP Auditor Course graduate, must also be qualified to audit persons of the pre-OT's case level.

Clears, OTs and Dianetic Clears can of course be given the interview step (1 above), can do all the PTS Rundown (2 above) except those steps involving R3RA and can be given the Suppressed Person Rundown (as in 3 above), since none of these actions contain any handling of engrams.

DEVELOPMENT

Earlier discovery and development of the PTS theory is extensively covered.

The recent wrap-up came about through my OT research in November 1971.

The principal breakthrough was realizing one should NOT invalidate having known certain people before.

This is similar to the past life discovery in 1950. Some people thinking this was "unpopular" frowned on it. Some others were only famous characters so flagrantly that past lives were easily invalidated. But people who don't go past track in Dianetics don't recover. Even running them as "imaginary" as in *Science of Survival* advices suddenly breaks through for a stalled Dianetic case.

In this same way with young men and girls using “I knew you when you were _____” for 2D advantage tended to invalidate having known certain individuals before this life.

But now it turns out that the ONLY PTS situation that is serious and lasting and can cause a roller coaster comes from having known the person *before* this life.

Possibly in the last life or earlier lives one knew persons before *that* life too. This however shows up in the 3 S&Ds.

BREAKDOWN

There are only 4 points of breakdown of the PTS Rundown.

1. Improperly audited. Auditor not able to always do a correct list. TRs out, metering out, poor R3RA, just plain untrained or not totally familiar with this rundown.
2. Pc not completely set up. Like: Has TA trouble but no C/S 53 done, is a no-change case but no GF 40XRF done, old auditing not repaired by proper programing or pc too tired or too ill for the R3RA.
3. The rundown not fully and completely done but chopped or left incomplete (pc will still roller-coaster).
4. People who “can’t run engrams”—which means a druggie who hasn’t had a full NED Drug Rundown.

There is nothing especially tricky about the auditing of the PTS Rundown except that all auditing should be of flubless quality and when the PTS Rundown is flubbed by bad lists or poor R3RA or out-TRs or poor metering it really IS a mess. The rundown is so powerful that errors in C/Sing and auditing it are especially rough.

Currently sick pcs should not be run on the PTS Rundown as a standard practice. It IS what they need BUT you can easily overwhelm a sick pc with engram running.

The time to run a PTS Rundown is when the pc is set up and when it is noted the pc roller-coasters, not when he collapses with a temperature.

Roller coaster can also be caused by a bad Interiorization Rundown or Int repair, out-lists, bypassed charge of other descriptions. These should be gotten rid of before a PTS Rundown is attempted.

The prerequisites for a PTS Rundown are covered in (2) and (4) above. It is not restricted to Expanded Dianetics but is a separate rundown developed before Expanded Dianetics.

BEHAVIOR OF RUNDOWN

Valence shifts occur rapidly and frequently in PTS Rundowns and should be noted on the worksheet.

The R3RA can sometimes be a bit of a long haul on a basic incident. Be sure with an L3RH. But get the postulate off the basic no matter how hard you have to



work at it. In the PTS Rundown, incidents can “develop.” Missing pieces can appear. A whole new slant can occur on the subject when one goes to F2 after finishing F1.

Chronic somatics are likely to appear and be handled on this rundown. And case conditions not previously remedied by other means can be remedied by this rundown.

END PHENOMENA

There is a point where the pc is absolutely sure he knew the person before this life. This is NOT the EP.

A pc can exteriorize on this rundown. That is NOT the EP (but can require an Int Rundown if none has been done before).

THE EP IS A PC WHO IS GETTING AND KEEPING CASE GAINS AND NEVER AGAIN ROLLER-COASTERS.

FLOWS

You cannot use Flow 1 as any old direction to or from pc. To do this fouls it up. *Flow 1 is to the pc.*

Flow 2 is pc to the person (or place).

Flow 3 is the person (or place) to others.

Flow 0 is the pc to himself because of the person (or place).

If you did F1 R3RA as “Locate a time you knew _____,” you might get to the pc, pc to the person or the person to others. You would not get a clean motivator F1. This would leave the PTS chain partially run. This is also true of the ruds.

REDOs

If the pc does *not* recover, then reasons for failure (1) to (4) above should be checked into.

Then the lists and R3RA should be handled with L4BRB and L3RH.

Then an overlooked item or person or place should be scouted for and handled. There is no question of the validity of the rundown. It might have missed. “True love” might have been passed over as unlikely but such obsessive attraction is always based on having known (and probably done in) the other person.

Then the true EP will be attained where it only appeared to be before.

SUMMARY OF REFERENCES

Here are the issues that directly cover the rundown:

HCO PL 20 Oct. 81R	PTS TYPE A HANDLING
Rev. 10.9.83	
HCOB 9 Dec. 71RD	PTS RUNDOWN, AUDITED
Rev. 28.3.89	
HCOB 20 Jan. 72R	PTS RUNDOWN ADDITION
Rev. 8.12.78	



HCOB 16 Apr. 72R Rev. 20.12.83	PTS RD CORRECTION LIST
HCOB 17 Apr. 72R Rev. 20.12.83	C/S Series 76R C/Sing A PTS RUNDOWN
HCOB 3 June 72RA Rev. 8.12.78	PTS RUNDOWN, FINAL STEP
HCOB 19 Jan. 68	S&Ds BY BUTTON
HCOB 16 Aug. 69R Rev. 25.9.78	HANDLING ILLNESS IN SCIENTOLOGY
HCOB 20 Apr. 72 II	C/S Series 78 PRODUCT PURPOSE AND WHY AND W/C ERROR CORRECTION
HCOB 15 Dec. 68RB Rev. 28.4.89	L4BRB
HCOB 24 Apr. 72 I	C/S Series 79 PTS INTERVIEWS
HCOB 10 Aug. 73	PTS HANDLING

THE RUNDOWN

A. *PAST S&Ds:*

1. Collect up past S&D items (which should have already been verified on setups) or get the pc to tell you them if no folder. _____
2. On the earliest one ask if known before. If it so reads handle per steps 3–6. If not, pick next item and repeat this check for validity. _____
3. R3RA Triple/Quad the item using these commands:

F1 **Locate a time when _____ did something to you.**
(R3RA)

F2 **Locate a time when you did something to _____.**
(R3RA)

F3 **Locate a time when _____ did something to others.**
(R3RA)

F0 **Locate a time when you did something to yourself because of _____.**
(R3RA)

4. Triple/Quad ruds and overts on the item using these commands:
 - a. **Did _____ ARC break you?**
(ARCU CDEINR. E/S to F/N.)



- b. **Did you ARC break _____?**
(ARCU CDEINR. E/S to F/N.)
- c. **Did _____ ARC break others?**
(ARCU CDEINR. E/S to F/N.)
- d. **Did you ARC break with yourself because of _____?**
(ARCU CDEINR. E/S to F/N.)

ALWAYS DO A FRESH ARCU CDEINR ON EACH E/S.

- e. **Did _____ give you a problem?**
(E/S to F/N.)
- f. **Did you give _____ a problem?**
(E/S to F/N.)
- g. **Did _____ give others problems?**
(E/S to F/N.)
- h. **Did you give yourself problems because of _____?**
(E/S to F/N.)

-
- i. **Did you withhold anything from _____?**
(E/S to F/N.)
- j. **Did _____ withhold anything from you?**
(E/S to F/N.)
- k. **Did _____ withhold anything from others?**
(E/S to F/N.)
- l. **Did you withhold anything from yourself because of _____?**
(E/S to F/N.)

-
- m. **Did _____ commit an overt (harmful act) on you?**
(E/S to F/N.)
- n. **Did you commit an overt (harmful act) on _____?**
(E/S to F/N.)
- o. **Did _____ commit an overt on others?**
(E/S to F/N.)

- p. **Did you commit an overt on yourself because of _____?**
(E/S to F/N.)

5. Run “can’t have/enforced have” with these steps:

- a. Clear “can’t have,” “couldn’t have” as DENIAL OF SOMETHING TO SOMEONE ELSE. Clear “enforced have” as MAKING SOMEONE ACCEPT WHAT THEY DIDN’T WANT. Have pc get the idea of these with an example or two.
- b. Run on the SP items “can’t have/enforced have” as motivator repetitive, then overt repetitive, the Flow 3 terminal to others, others to terminal (four flows of two commands each, or five if pc Quad).
- c. After EACH item is handled with the four flows, Objective Havingness should be run.

THE COMMANDS:

- F1 1. **Did _____ run a “can’t have” on you?**

Tell me about it.

2. **Did _____ force something on you you didn’t want?**

Tell me about it.

(Run alternately to EP.)

- F2 1. **Did you run a “can’t have” on _____?**

Tell me about it.

2. **Did you try to force something on _____ that he (she, it) didn’t want?**

Tell me about it.

(Run alternately to EP.)

- F3 1. **Did _____ run a “can’t have” on others?**

Tell me about it.

2. **Did _____ force something on others they didn’t want?**

Tell me about it.

(Run alternately to EP.)

- F3A 1. **Did others run a “can’t have” on _____?**

Tell me about it.

2. Did others force something on _____ that he (she, it) didn't want?

Tell me about it.

(Run alternately to EP.)

- F0 1. Did you run a "can't have" on yourself because of _____?

Tell me about it.

2. Did you try to force something on yourself that you didn't want because of _____?

Tell me about it.

(Run alternately to EP.)

OBJECTIVE HAVINGNESS

6. Handle all past S&D items per above steps.

B. PAST PTS INTERVIEWS:

7. Collect up all past PTS interview items (which should have already been verified with C/S Series 78 on setups).
8. Check "known before" on earliest one. If it so reads, handle as below.
9. R3RA Triple/Quad the item.
10. Triple/Quad ruds and overts on the item.
11. "Can't have/enforced have" on the item followed by Objective Havingness.
12. Repeat steps 8-11 on all valid past PTS interview items.

C. NEW S&Ds (3 S&Ds):

13. Do 3 S&Ds per HCOB 16 Aug. 69R, HANDLING ILLNESS IN SCIENTOLOGY, assessment and L&Ns.
14. Check the first item for "known before," handle if it so reads.
15. R3RA Triple/Quad the item.
16. Triple/Quad ruds and overts on the item.



- 17. “Can’t have/enforced have” on the item, followed by Objective Havingness. _____
- 18. Repeat steps 14–17 on the other items if valid. _____

D. TROUBLED/WORRIED:

- 19. L&N “Who have you known this lifetime who has troubled or worried you?” to BD F/N item. (Usually includes father, mother, wife or wives, husband, brothers, sisters, aunts, uncles, grandparents, lovers.) _____
- 20. Check item for “known before,” if it so reads: _____
- 21. R3RA Triple/Quad. _____
- 22. Triple/Quad ruds and overts. _____
- 23. “Can’t have/enforced have” followed by Objective Havingness. _____

E. BEEN AFTER:

- 24. L&N “Who have you ‘been after’ this life?” to BD F/N item. _____
- 25. Check “known before” and if it reads: _____
- 26. R3RA Triple/Quad. _____
- 27. Triple/Quad ruds and overts. _____
- 28. “Can’t have/enforced have” plus Objective Havingness. _____

F. PLANETS:

- 29. L&N “What place or planet have you known before this lifetime?” to BD F/N item. _____

(On pcs who have had Grade VA, do not list the above question. Instead, L&N “What planet have you known before this lifetime?” to BD F/N item.)
- 30. R3RA Triple/Quad. _____
- 31. Triple/Quad ruds and overts. _____
- 32. “Can’t have/enforced have” plus Objective Havingness. _____
- 33. D of P interview the person AFTER the rundown is “complete” to be sure the person is now all right (not PTS). _____



READING FLOWS

Each flow of each process on the rundown is checked for a read before it is run. This includes Dianetics, ruds, “can’t have/enforced have.” You do not run unreading flows.

REPAIR

Auditor errors during the rundown are handled with L4BRB, L3RH and C/S 53 if necessary.

A really big snarlup on the rundown that won’t clear up is handled with HCOB 16 Apr. 72R, PTS RD CORRECTION LIST.

If pc gets ill or roller-coasters after the rundown is complete, the PTS RD CORRECTION LIST, HCOB 16 Apr. 72R, is done and whatever was missed is cleared up.

SUMMARY

The PTS Rundown as revised is very direct and powerful. The L&N blows each aspect apart. Don’t miss on it with auditor flubs. Get it drilled thoroughly before it is delivered.

L. RON HUBBARD
Founder

Revision assisted by
LRH Technical Research
and Compilations



HUBBARD COMMUNICATIONS OFFICE
Saint Hill Manor, East Grinstead, Sussex

HCO BULLETIN OF 20 JANUARY 1972R
REVISED 8 DECEMBER 1978

Remimeo
PTS/SP Course
Checksheet
Class VI Checksheet
C/Ses
Ethics Officers

PTS RUNDOWN ADDITION

Ref:
HCOB 9 Dec. 71RD PTS RUNDOWN, AUDITED
Rev. 28.3.89

The only reasons a PTS Rundown does not work are:

C/S ERROR: 1. Not doing one at all.

C/S ERROR: 2. Doing one in the middle of another rundown.

C/S ERROR: 3. Doing one without setup, including a complete PTS C/S-1.

C/S ERROR: 4. The person was not PTS—which is to say, was not chronically ill or roller coaster and the items or flows didn't read.

AUDITOR ERROR: 5. The rundown was badly run auditor-wise. R3RA was bad, metering poor, ruds not correctly or fully done.

AUDITOR AND C/S ERROR: 6. The rundown was quickie, only doing step (a) and brushing it off.

C/S ERROR: 7. Even though the whole rundown was done fully, there remained on the case an undetected additional person or thing to which the pc was PTS.

The rules of PTS are:

A PERSON WHO ROLLER-COASTERS IS ALWAYS PTS.

A PERSON WHO IS CHRONICALLY ILL ALWAYS IS PTS.

A PTS RUNDOWN THAT DOES NOT WORK HAS NOT BEEN DONE AS PER 1 TO 7 ABOVE.

The remedies to the above are:

1. Do it.
2. Program it in correct sequence.
3. Set the case up properly so it is running well and past errors handled.



4. Establish how well the person holds his gains before programing one. If any question at all, do the rundown.
5. Cram the auditor on TRs, metering, R3RA drills and ruds. Do L4BRA, L3RH on the pc and handle accordingly.
6. Complete the rundown.
7. Two-way comm “What is your attention on?” to F/N. On PTS Rundown fly all ruds single; L&N “On the PTS Rundown what being or thing was missed?”; R3RA Triple or Quad on it; fly all ruds and overts on it Triple or Quad; run “Can’t Have/Enforced Have” Triple or Quad. If all not very okay now, L&N “What other subject or people might have been overlooked on the PTS Rundown?” and handle the item on each step of the rundown per HCOB 9 Dec. 71RD, PTS RUNDOWN, AUDITED.

A PTS Rundown *always* works. If it works with a relapse, there is an error in it as in the numbered paragraphs above.

THIS IS VITAL TECH TO THE PC. IT MAKES THE MOST DIFFICULT CASES FLY *IF IT IS DONE RIGHT*.

L. RON HUBBARD
Founder



HUBBARD COMMUNICATIONS OFFICE
Saint Hill Manor, East Grinstead, Sussex

HCO BULLETIN OF 16 APRIL 1972R
REVISED 20 DECEMBER 1983

Remimeo
Tech/Qual
C/Ses
Auditors
PTS/SP
Checksheet

PTS RD CORRECTION LIST

Ref:

HCOB 17 Apr. 72R
Rev. 20.12.83

C/S Series 76R
C/Sing A PTS RUNDOWN

This correction list is assessed and handled if, after a PTS Rundown has been done on the pc, any new signs of illness or roller coaster occur.

It also serves as a checklist of expected actions with the PTS Rundown.

The handlings are given below the assessing statements in each instance.

The list is always done Method 5 (all items assessed, then handled).

The assessment may be done without a prefix or, as C/Sed for, using the prefix "On the PTS Rundown, _____?"

(Note: On cases who have had several repairs on the PTS Rundown and yet continued to roller-coaster, the C/S may order the assessment taken to an F/Ning list.)

1. **YOU WENT EXTERIOR?** _____
(Indicate it. If pc has never had an Int RD, give him a standard Int RD per Int RD Series 2. On a Clear or OT, do not run any Dianetics; do an End of Endless Int RD.)
2. **YOUR INT RUNDOWN WAS MESSED UP?** _____
(If so, indicate it. C/S accordingly, per Int RD Series.)
3. **LIST ERRORS?** _____
(L4BRA.)
4. **YOU WERE GIVEN THE PTS RUNDOWN IN THE MIDDLE OF ANOTHER INCOMPLETE RUNDOWN?** _____
(2WC to F/N. Complete the incomplete RD, then verify the PTS RD.)
5. **YOU HAVE BEEN PHYSICALLY ILL AFTER AUDITING?** _____
(If this happened after a PTS RD, the RD is not complete. 2WC to F/N, then find what was incomplete and complete it.)
6. **YOU LOST THE GAINS ACHIEVED IN AUDITING?** _____
(Same as #5 above.)



7. **YOU ARE STILL IN COMMUNICATION WITH A PERSON OR GROUP THAT DOES NOT LIKE SCIENTOLOGY?** _____
(Have HCO handle per HCO PL 20 Oct. 81R, PTS TYPE A HANDLING, and HCOB 10 Sept. 83, PTSness AND DISCONNECTION. Or, if HCO does not act, handle with D of P or Tech Sec.)
8. **YOU KNOW SOMEONE WHO DISAGREES WITH WHAT YOU ARE DOING?** _____
(See #7 above.)
9. **YOU HANDLED THE WHOLE SITUATION COMPLETELY?** _____
(If reads, 2WC to F/N.)
10. **YOU ONLY SAID IT WAS HANDLED?** _____
(2WC to F/N. Give pc HCO PL 23 Dec. 65RA, Rev. 10.9.83, SUPPRESSIVE ACTS, SUPPRESSION OF SCIENTOLOGY AND SCIENTOLOGISTS, and HCO PL 20 Oct. 81R, Rev. 10.9.83, PTS TYPE A HANDLING, and Method 4 word clear them. Then report it to the D of P for review of PTS C/S-1 and further handling.)
11. **YOU DON'T UNDERSTAND THE SITUATION?** _____
(See #10 above.)
12. **YOU DON'T BELIEVE THERE IS A SITUATION?** _____
(2WC to F/N and probably handling as in 10 above. It could be there is no situation now.)
13. **YOU DIDN'T WANT TO HANDLE IT AND PROTESTED?** _____
(2WC to F/N. See 10 above.)
14. **IT CAN'T BE HANDLED ANYWAY?** _____
(2WC to F/N and see 10 above.)
15. **THERE WAS SOMETHING WRONG WITH THE AUDITING OR AUDITOR?** _____
(Find what and do L1C, L3RG or L4BRA as indicated.)
16. **THERE WAS EARLIER BAD AUDITING?** _____
(Wasn't set up. Repair Pgm.)
17. **YOU WEREN'T PTS IN THE FIRST PLACE?** _____
(Find out if the pc was connected to SPs or an SP group in actual fact. Possibly still is but misinterpreting "PTS." If so, do #10.)
18. **THE FEELINGS ABOUT THE PEOPLE YOU WERE AUDITED ON ARE STILL THERE?** _____
(2WC to F/N. L1C, L4BRA, L3RG as indicated. Complete the RD.)
19. **THE PTS RUNDOWN WAS NOT COMPLETE?** _____
(2WC to F/N. Sort out the case on PTS RD ADDITION, HCOB 20 Jan. 72R, Rev. 8.12.78.)
20. **YOU STILL FEEL PTS?** _____
(See #19.)

21. **YOU STILL CAN'T HOLD ONTO YOUR AUDITING GAINS?** _____
(See #19.)
22. **YOU WERE ILL AFTER THE RUNDOWN?** _____
(See #19.)
23. **YOU FEEL MORE UPSET THAN EVER?** _____
(See #19.)
24. **THERE IS STILL AN ADDITIONAL PERSON THAT WASN'T DETECTED?** _____
(See #19.)
25. **YOU WERE TOLD TO ATTEST WHEN YOU WERE STILL PTS?** _____
(See #19.)
26. **YOU DECIDED YOU WERE PTS WHEN YOU WEREN'T?** _____
(2WC to F/N. Handle as indicated by data the pc gives.)
27. **YOU SAID A PERSON WAS SUPPRESSIVE WHO REALLY WASN'T?** _____
(See #26.)
28. **THERE IS A SITUATION THAT HAS NOT BEEN DISCLOSED?** _____
(2WC to F/N. Get full data. C/S accordingly.)
29. **THERE WERE LIES TOLD?** _____
(See #28.)
30. **YOU DON'T AGREE ABOUT ALL THIS?** _____
(See #28.)
31. **YOUR CONDITION WAS REALLY CAUSED BY SOMETHING ELSE?** _____
(See #28.)
32. **THERE WERE MISUNDERSTOOD WORDS?** _____
(See #28. Requires a review of pc's PTS C/S-1.)
33. **EVERYTHING WAS ALL RIGHT IN THE FIRST PLACE?** _____
(See #28.)
34. **THERE WERE ENGRAM ERRORS?** _____
(L3RG. On a Clear or OT, do not run any Dianetics; indicate any reads on L3RG only.)
35. **THERE WERE AUDITOR ERRORS?** _____
(L1C.)
36. **YOU NOW FEEL OKAY?** _____
(2WC to F/N.)

L. RON HUBBARD
Founder



HUBBARD COMMUNICATIONS OFFICE
Saint Hill Manor, East Grinstead, Sussex

HCO BULLETIN OF 3 JUNE 1972RA
REVISED 8 DECEMBER 1978

Remimeo
PTS/SP Course
 Checksheet
Class VI
 Checksheet
C/Ses
Ethics Officers

PTS RUNDOWN, FINAL STEP

The following is an additional step to the PTS Rundown developed by me and tested at Flag. This step is run after each terminal is run, to prevent bypassing charge.

THE STEPS ARE:

1. Select the terminal already run in R3RA and ruds.
2. Clear "can't have," "couldn't have" as DENIAL OF SOMETHING TO SOMEONE ELSE. Clear "enforced have" as MAKING SOMEONE ACCEPT WHAT THEY DIDN'T WANT. Have pc get the idea of these with an example or two.
3. Run on the SP item "can't have/enforced have" as motivator repetitive, then overt repetitive, the Flow 3 terminal to others, others to terminal and the Flow 0 of the pc to himself because of the terminal (four flows of two commands each or five if the pc is Quad). Check the flows for a read before running them. Do not run unreading flows.
4. After the terminal is handled with the four (or five) flows of "can't have/enforced have," Objective Havingness should be run. Then the next PTS Rundown item is taken up and run on all steps, as above.

THE COMMANDS:

- F1 1. **DID _____ RUN A "CAN'T-HAVE" ON YOU?
TELL ME ABOUT IT.**
2. **DID _____ FORCE SOMETHING ON YOU YOU
DIDN'T WANT?
TELL ME ABOUT IT.**
- (Run alternately to EP.)
- F2 1. **DID YOU RUN A "CAN'T-HAVE" ON _____?
TELL ME ABOUT IT.**
2. **DID YOU TRY TO FORCE SOMETHING
ON _____ THAT HE (SHE, IT) DIDN'T WANT?
TELL ME ABOUT IT.**

(Run alternately to EP.)



F3 1. DID _____ RUN A "CAN'T-HAVE" ON OTHERS?

TELL ME ABOUT IT.

2. DID _____ FORCE SOMETHING ON OTHERS
THEY DIDN'T WANT?

TELL ME ABOUT IT.

(Run alternately to EP.)

F3A 1. DID OTHERS RUN A "CAN'T-HAVE"
ON _____?

TELL ME ABOUT IT.

2. DID OTHERS FORCE SOMETHING ON
_____ THAT HE (SHE, IT) DIDN'T WANT?

TELL ME ABOUT IT.

(Run alternately to EP.)

F0 1. DID YOU RUN A "CAN'T-HAVE" ON YOURSELF
BECAUSE OF _____?

TELL ME ABOUT IT.

2. DID YOU TRY TO FORCE SOMETHING ON
YOURSELF THAT YOU DIDN'T WANT BECAUSE
OF _____?

TELL ME ABOUT IT.

(Run alternately to EP.)

OBJECTIVE HAVINGNESS

THEORY

The theory is that SPs are SPs because they deny havingness and enforce unwanted havingness. They also deny *do* and enforce unwanted *do*. They also deny *be* and enforce unwanted *be*. This is why we have never before been able to run Subjective Havingness. It collided with SPs, overts and withholds on them.

A very full rundown then would be to start with *don't be, must be*; go on to *don't do, must do*; end up with *can't have, enforced have*. (Not to be run at this time.) Havingness alone should handle without resorting to *be* or *do*.

END OFF AT ONCE AND BEGIN OBJECTIVE HAVINGNESS IF THE TA SOARS OR THE PC CAVES IN. If this does not handle, then do a C/S 53RM at once and handle.



PTS RUNDOWN NOTES

With the issue of HCOB 17 Mar. 74, TWO-WAY COMM, USING WRONG QUESTIONS, it becomes necessary to convert the PTS Rundown two-way comms for items into L&N questions. Example: “Who have you known this lifetime who has troubled or worried you?” L&N to BD F/N item.

Avoid listing the same question twice. The L&N for “place” or “planet” should be restricted to “planet” only on Grade VA pcs and an L4BRA used at the first sign of trouble.

Additional PTS Rundown items can be obtained from past PTS interviews. Done by L&N, the rundown is very powerful and direct. The pc must be well set up for it.

L. RON HUBBARD
Founder



HUBBARD COMMUNICATIONS OFFICE
Saint Hill Manor, East Grinstead, Sussex

HCO BULLETIN OF 21 OCTOBER 1973R
REVISED 9 APRIL 1991

Remimeo
All Orgs
C/Ses
Auditors

THE SOUTH AFRICAN RUNDOWN

Refs:

HCOB	27 Oct. 60	REVISED CASE ENTRANCE
HCOB	10 Aug. 73	PTS HANDLING
HCOB	14 Nov. 87 III	EXPANDED GRADE I PROCESS CHECKLIST

Third South African ACC Lecture Series

The South African Rundown consists of a series of processes which were specially developed for the people of South Africa.

THEORY

In the early 60s, it was discovered that South African cases were not getting the results expected from processing and what was being obtained in the rest of the world. This situation required that technology be developed which, when put in the hands of other auditors, would get these cases audited to their entire satisfaction.

The South African case is not peculiar; however, these individuals live in a somewhat hostile environment because there are a lot of people around that they mustn't be. A South African is faced with: you mustn't be this one, you mustn't be that one and so forth, and the more "mustn't be's" there are, the less beingness there is to be.

To enable the South African case to get the full benefits from auditing, it was necessary to locate the case entrance point and this was found to be *help*. Many Help Processes were developed as a result.

These processes are specifically audited on South African cases in this rundown as they have been proven to be marvelous in handling these cases ably and well.

The processes that make up the South African Rundown are contained in this HCOB as a checklist for use by auditors and C/Ses. They apply not only to South African cases fresh off the street, but also South African Scientologists who have received auditing in the past.

USE

This rundown is for delivery to South Africans—those who reside in South Africa as well as those who have emigrated to other parts of the world.



The pc receiving this rundown must be set up and properly programed for it by a qualified Case Supervisor. Additionally, if this is the first subjective processing for the pc, he will need a Scientology C/S-1 to orient him to the basic factors of auditing.

The South African Rundown should be received at the first possible point by a preclear who is from South Africa, as this will provide him with the smoothest progress up the Bridge.

DELIVERY

Auditors delivering the South African Rundown must be Class IV Auditors.

The South African Rundown has two parts:

a. *PTS handling.*

The first step of the rundown is a PTS interview and handling per HCOB 10 Aug. 73, PTS HANDLING. (If the pc had not done a PTS C/S-1 before the interview, he would be required to do so.) This action can be done by an auditor or an org Ethics Officer.

If the pc needed further PTS handling in addition to the steps laid out in the above HCOB (such as a PTS Rundown), these actions would be done by an auditor fully trained to do them.

Any PTSness would have to be handled before the pc starts on the next part of the rundown.

b. *Help Processes.*

Many of these processes are also on Expanded Grade I. If the pc had run one of the processes to end phenomena on Grade I, he would not redo it on this rundown. (Ref: HCOB 23 Aug. 71, C/S Series 1, AUDITOR'S RIGHTS)

END PHENOMENA

The end phenomena of this rundown is: WILLING TO HELP AND BE HELPED WITHOUT ANY QUALMS.

THE RUNDOWN

This HCOB is to be used as a checklist for each pc who receives the rundown and is kept in his/her folder. It is filled out during session, not after, checked off by the auditor with the date that the process was run.

Each process is run to F/N, cognition, VGIs and release per HCOB 20 Feb. 70, FLOATING NEEDLES AND END PHENOMENA. As each process or flow is run to EP (or not if found uncharged per HCOB 27 May 70R, UNREADING QUESTIONS AND ITEMS), it is clearly marked off with the date.

On any of these processes, if the pc answers only "yes" to the command, find out what it was by asking, "What was it?" (Ref: HCOB 30 June 62, ARC PROCESS).



All the reading processes and flows on this checklist are run on the preclear.

Objective Havingness is run after each process, as designated below.

PC: _____ DATE: _____

AUDITOR: _____

CASE SUPERVISOR: _____

A. PTS HANDLING

- 1. PTS interview and handling per HCOB 10 Aug. 73, PTS HANDLING.

B. HELP PROCESSES

- 1. **HELP PROCESSES**
(Ref: HCOB 5 May 60, HELP)

Part One:

Auditor does a Two-way Comm on the subject of help. One discusses the preclear helping others and others helping the preclear. One gets the preclear's views on the subject of help and, without evaluating for the preclear, lets the preclear express these views.

(Run to EP.) _____

Part Two:

- 1. **HOW COULD YOU HELP ANOTHER PERSON?**
- 2. **HOW COULD ANOTHER PERSON HELP ANOTHER PERSON?**
- 3. **HOW COULD ANOTHER PERSON HELP YOU?**
- 4. **HOW COULD YOU HELP ME?**
- 5. **HOW COULD I HELP YOU?**

(Run consecutively, i.e., 1,2,3,4,5,1,2, etc., to EP.) _____

Objective Havingness to EP. _____

Part Three:

- F1 **WHAT PROBLEM COULD ANOTHER'S HELP BE TO YOU?**

(Run repetitively to EP.) _____

- F2 **WHAT PROBLEM COULD YOUR HELP BE TO ANOTHER?**

(Run repetitively to EP.) _____



F3 WHAT PROBLEM COULD OTHERS' HELP BE TO OTHERS?

(Run repetitively to EP.)

F0 WHAT PROBLEM COULD HELPING YOURSELF BE TO YOU?

(Run repetitively to EP.)

Objective Havingness to EP.

Part Three-A:

F1 WHAT PROBLEM HAS ANOTHER'S HELP BEEN TO YOU?

(Run repetitively to EP.)

F2 WHAT PROBLEM HAS YOUR HELP BEEN TO ANOTHER?

(Run repetitively to EP.)

F3 WHAT PROBLEM HAS OTHERS' HELP BEEN TO OTHERS?

(Run repetitively to EP.)

F0 WHAT PROBLEM HAS HELPING YOURSELF BEEN TO YOU?

(Run repetitively to EP.)

Objective Havingness to EP.

Part Three-B:

F1 1. WHAT HELP OF ANOTHER COULD YOU CONFRONT?

2. WHAT HELP OF ANOTHER WOULD YOU RATHER NOT CONFRONT?

(Run alternately to EP.)

F2 1. WHAT HELP OF YOURS COULD ANOTHER CONFRONT?

2. WHAT HELP OF YOURS WOULD ANOTHER RATHER NOT CONFRONT?

(Run alternately to EP.)

F3 1. WHAT HELP OF OTHERS COULD OTHERS CONFRONT?

2. WHAT HELP OF OTHERS WOULD OTHERS RATHER NOT CONFRONT?

(Run alternately to EP.)



F0 1. **WHAT HELP OF YOURS COULD YOU CONFRONT?**

2. **WHAT HELP OF YOURS WOULD YOU RATHER NOT CONFRONT?**

(Run alternately to EP.)

Objective Havingness to EP.

2. **CONCEPT HELP O/W**

(Refs: HCOB 14 July 60, CURRENT RUNDOWN, CONCEPT HELP
HCOB 21 July 60, SOME HELP TERMINALS)

Assess the following terminals on the meter:

a. **A CONFUSION**

b. **AN UNCONSCIOUS PERSON**

c. **A RESPONSIBLE PERSON**

d. **A CREATIVE PERSON**

e. **A VICTIM**

f. **A PRACTITIONER**

On any terminals that are not reading, put in the Suppress and Invalidate buttons.

Run each reading terminal in the following process, in order of largest read.

F1 1. **THINK OF A _____ HELPING YOU.**

2. **THINK OF A _____ NOT HELPING YOU.**

(Run alternately to EP.)

F2 1. **THINK OF HELPING A _____.**

2. **THINK OF NOT HELPING A _____.**

(Run alternately to EP.)

F3 1. **THINK OF A _____ HELPING OTHERS.**

2. **THINK OF A _____ NOT HELPING OTHERS.**

(Run alternately to EP.)

F0 1. **THINK OF HELPING YOURSELF BECAUSE OF A _____.**

2. **THINK OF NOT HELPING YOURSELF BECAUSE OF A _____.**

(Run alternately to EP.)

Objective Havingness to EP after each item is handled with four flows.



3. **FAILED HELP PROCESSES**
(Ref: HCOB 3 Nov. 60, FAILED HELP)

Part One:

F1 1. **WHO HAS FAILED TO HELP YOU?**
2. **WHAT HAS FAILED TO HELP YOU?**
(Run alternately to EP.) _____

F2 1. **WHO HAVE YOU FAILED TO HELP?**
2. **WHAT HAVE YOU FAILED TO HELP?**
(Run alternately to EP.) _____

F3 1. **WHO HAVE OTHERS FAILED TO HELP?**
2. **WHAT HAVE OTHERS FAILED TO HELP?**
(Run alternately to EP.) _____

F0 1. **HOW HAVE YOU FAILED TO HELP YOURSELF?**
2. **WHAT ABOUT YOURSELF HAVE YOU FAILED TO HELP?**
(Run alternately to EP.) _____
Objective Havingness to EP. _____

Part Two:

F1 1. **HOW COULD ANOTHER PREVENT YOUR HELP?**
2. **HOW COULD ANOTHER FAIL TO HELP YOU?**
(Run alternately to EP.) _____

F2 1. **HOW COULD YOU PREVENT ANOTHER'S HELP?**
2. **HOW COULD YOU FAIL TO HELP ANOTHER?**
(Run alternately to EP.) _____

F3 1. **HOW COULD OTHERS PREVENT OTHERS' HELP?**
2. **HOW COULD OTHERS FAIL TO HELP OTHERS?**
(Run alternately to EP.) _____

F0 1. **HOW COULD YOU PREVENT HELP FOR YOURSELF?**
2. **HOW COULD YOU FAIL TO HELP YOURSELF?**
(Run alternately to EP.) _____
Objective Havingness to EP. _____



Part Three:

Write down a list of certain types of terminals with whom the pc is always having PTPs as found by folder study. These can be either specific terminals (e.g., your wife) or in generalized terms (e.g., a woman).

The list is then assessed on the meter. On any terminals that are not reading, put in the Suppress and Invalidate buttons.

Run each reading terminal in the following process, in order of largest read.

F1 **HOW HAS _____ FAILED TO HELP YOU?**

(Run repetitively to EP.)

F2 **HOW HAVE YOU FAILED TO HELP _____?**

(Run repetitively to EP.)

F3 **HOW HAVE OTHERS FAILED TO HELP _____?**

(Run repetitively to EP.)

F0 **HOW HAVE YOU FAILED TO HELP YOURSELF BECAUSE OF _____?**

(Run repetitively to EP.)

Objective Havingness to EP after each item is handled with four flows.

4. **FORMULA 16**

(Ref: HCOB 15 Dec. 60, PRESESSION 37)

F1 1. **WHO HAS INTENDED NOT TO HELP YOU?**

2. **WHO HAS HELPED YOU?**

(Run alternately to EP.)

F2 1. **WHOM HAVE YOU INTENDED NOT TO HELP?**

2. **WHOM HAVE YOU HELPED?**

(Run alternately to EP.)

F3 1. **WHO HAS INTENDED NOT TO HELP OTHERS?**

2. **WHO HAS HELPED OTHERS?**

(Run alternately to EP.)

F0 1. **HOW HAVE YOU INTENDED NOT TO HELP YOURSELF?**



2. **HOW HAVE YOU HELPED YOURSELF?**

(Run alternately to EP.)

Objective Havingness to EP.

5. **FORMULA 19**

(Ref: HCOB 16 Feb. 61, FORMULA 19)

1. **WHO HAS FAILED TO HELP YOU?**

2. **WHO HAVE YOU FAILED TO HELP?**

3. **WHAT HAS FAILED TO HELP YOU?**

4. **WHAT HAVE YOU FAILED TO HELP?**

(Run consecutively, i.e., 1,2,3,4,1,2, etc., to EP.)

Objective Havingness to EP.

6. **FORMULA 20**

(Ref: HCOB 2 Mar. 61, FORMULA 20)

Part One:

1. **WHO HAS FAILED TO CONTROL YOU?**

2. **WHO HAVE YOU FAILED TO CONTROL?**

3. **WHAT HAS FAILED TO CONTROL YOU?**

4. **WHAT HAVE YOU FAILED TO CONTROL?**

(Run consecutively, i.e., 1,2,3,4,1,2, etc., to EP.)

Objective Havingness to EP.

Part Two:

1. **WHO HAVE YOU HELPED?**

2. **WHO HAS HELPED YOU?**

(Run alternately to EP.)

Objective Havingness to EP.

7. **HELP O/W FOR PROBLEMS**

(Refs: HCOB 12 May 60, HELP PROCESSING
HCOB 10 June 60, HGC PRECLEAR ASSESSMENT
HCOB 16 June 60, HINTS ON RUNNING CASES
WITH HELP
HCOB 21 July 60, SOME HELP TERMINALS)

Part One:

Part One of this process is run on either general or specific terminals.

Ask the pc, **“In your first contact with Dianetics and Scientology, was there anything you were trying to help?”**



Write down the pc's answers and note any reads. (This is not Listing and Nulling.) It will often be found that the pc was trying to help his eyes or his wife or himself. Any specific or general terminals (e.g., "eyes" or "an arm" or "a wife" or "Joe" or "my friends" or "myself") the pc gives can be run in the process. On any terminals that are not reading, put in the Suppress and Invalidate buttons.

If the pc answers with a condition (e.g., "headache" or "arthritis" or "unhappiness"), ask for any terminals that are connected with it. Write these down, noting their reads.

Run each reading terminal in the following process, in order of largest read.

F1 1. **HOW HAS _____ HELPED YOU?**

2. **HOW HAS _____ NOT HELPED YOU?**

(Run alternately to EP.) _____

F2 1. **HOW HAVE YOU HELPED _____?**

2. **HOW HAVE YOU NOT HELPED _____?**

(Run alternately to EP.) _____

F3 1. **HOW HAS _____ HELPED OTHERS?**

2. **HOW HAS _____ NOT HELPED OTHERS?**

(Run alternately to EP.) _____

F0 1. **HOW HAVE YOU HELPED YOURSELF BECAUSE OF _____?**

2. **HOW HAVE YOU NOT HELPED YOURSELF BECAUSE OF _____?**

(Run alternately to EP.) _____

Objective Havingness to EP after each item is handled with four flows. _____

Part Two:

Part Two of this process is run on general terminals only.

Ask the pc, "**Tell me some things you think are wrong with you.**" (This is not Listing and Nulling.) Then find the general terminal connected with each thing pc gave, as in the following examples:

Example:

Auditor: "Tell me some things you think are wrong with you."

Pc: "My wife." (F)

(Auditor would run "a wife.")



Example:

Auditor: "Tell me some things you think are wrong with you."

Pc: "I'm impatient."

Auditor: "Can you think of somebody who was impatient?"

Pc: "My father." (sF)

(Auditor would run "a father.")

Example:

Auditor: "Tell me some things you think are wrong with you."

Pc: "I think I'm attenuated."

Auditor: "Did you ever know an attenuated person?"

Pc: "Yes, George James."

Auditor: (since this is a specific terminal and we want a general one)

"What was George James?"

Pc: "A loafer!" (LF)

(Auditor would run "a loafer.")

On any terminals that are not reading, put in the Suppress and Invalidate buttons.

Run each reading general terminal in the following process, in order of largest read.

F1 1. **HOW HAS _____ HELPED YOU?**

2. **HOW HAS _____ NOT HELPED YOU?**

(Run alternately to EP.) _____

F2 1. **HOW HAVE YOU HELPED _____?**

2. **HOW HAVE YOU NOT HELPED _____?**

(Run alternately to EP.) _____

F3 1. **HOW HAS _____ HELPED OTHERS?**

2. **HOW HAS _____ NOT HELPED OTHERS?**

(Run alternately to EP.) _____

F0 1. **HOW HAVE YOU HELPED YOURSELF BECAUSE OF _____?**

2. **HOW HAVE YOU NOT HELPED YOURSELF BECAUSE OF _____?**

(Run alternately to EP.) _____

Objective Havingness to EP after each item is handled with four flows. _____

Part Three:

Part Three of this process is run on general terminals only.



Ask the pc, **“Tell me what professions you have had in this lifetime.”** (This is not Listing and Nulling.) Note all reads as pc gives the professions.

Take each of these professions and ask the pc, **“Tell me any persons or things that profession helped.”** Write these terminals down, noting any reads.

If any of the terminals pc gives are specific terminals (e.g., “Bill”), convert each one to a generalized form.

Right: “a husband”
Wrong: “Bill”
Wrong: “your husband”

Right: “an aunt”
Wrong: “Aunt Agatha”

For example, if the pc was a doctor by profession and says that the medical profession helped “Mrs. Wilson,” find out what “Mrs. Wilson” is to the pc. Use what the pc describes “Mrs. Wilson” to be, e.g., “a hospital patient” or “a patient.” The less adjectives the better. Watch the meter while doing this and note any read as pc gives the generalized form of the terminal.

On any terminals that are not reading, put in the Suppress and Invalidate buttons.

Run each reading general terminal in the following process, in order of largest read.

F1 1. **HOW HAS _____ HELPED YOU?**

2. **HOW HAS _____ NOT HELPED YOU?**

(Run alternately to EP.) _____

F2 1. **HOW HAVE YOU HELPED _____?**

2. **HOW HAVE YOU NOT HELPED _____?**

(Run alternately to EP.) _____

F3 1. **HOW HAS _____ HELPED OTHERS?**

2. **HOW HAS _____ NOT HELPED OTHERS?**

(Run alternately to EP.) _____

F0 1. **HOW HAVE YOU HELPED YOURSELF BECAUSE OF _____?**



2. **HOW HAVE YOU NOT HELPED YOURSELF BECAUSE OF _____?**

(Run alternately to EP.) _____

Objective Havingness to EP after each item is handled with four flows. _____

Part Four:

Take the list of reading professions or beingnesses that the pc gave in Part Three above.

On any that did not read, put in the Suppress and Invalidate buttons.

Run each reading profession in the following process, in order of largest read.

F1 1. **HOW HAS _____ HELPED YOU?**

2. **HOW HAS _____ NOT HELPED YOU?**

(Run alternately to EP.) _____

F2 1. **HOW HAVE YOU HELPED _____?**

2. **HOW HAVE YOU NOT HELPED _____?**

(Run alternately to EP.) _____

F3 1. **HOW HAS _____ HELPED OTHERS?**

2. **HOW HAS _____ NOT HELPED OTHERS?**

(Run alternately to EP.) _____

F0 1. **HOW HAVE YOU HELPED YOURSELF BECAUSE OF _____?**

2. **HOW HAVE YOU NOT HELPED YOURSELF BECAUSE OF _____?**

(Run alternately to EP.) _____

Objective Havingness to EP after each item is handled with four flows. _____

Part Five:

Part Five of this process is run on general terminals only.

Ask the pc, **“Tell me any beingnesses you have tried to be or hope to be or once hoped to be, in this lifetime.”** (This is not Listing and Nulling.) Write these terminals down, noting any reads.



For instance, the pc wants to be a painter or wishes he were a painter or wishes he could be a painter again. The process would be run on “a painter,” providing it reads on the meter.

If the pc says, “I wanted to be a singer” (F), run the process on “a singer.”

If any of the terminals pc gives are specific terminals (e.g., “Bill”), convert each one to a generalized form.

On any terminals that are not reading, put in the Suppress and Invalidate buttons.

Run each reading general terminal in the following process, in order of largest read.

F1 1. **HOW HAS _____ HELPED YOU?**
2. **HOW HAS _____ NOT HELPED YOU?**
(Run alternately to EP.) _____

F2 1. **HOW HAVE YOU HELPED _____?**
2. **HOW HAVE YOU NOT HELPED _____?**
(Run alternately to EP.) _____

F3 1. **HOW HAS _____ HELPED OTHERS?**
2. **HOW HAS _____ NOT HELPED OTHERS?**
(Run alternately to EP.) _____

F0 1. **HOW HAVE YOU HELPED YOURSELF BECAUSE OF _____?**
2. **HOW HAVE YOU NOT HELPED YOURSELF BECAUSE OF _____?**
(Run alternately to EP.) _____

Objective Havingness to EP after each item is handled with four flows. _____

Part Six:

A Dynamic Assessment, as described below, is to be done in order to get terminals for running in this process. This action is complete when one has done the assessment and gotten the reading terminals. One then runs the terminals found in the process that follows.

Do a Dynamic Assessment on each dynamic as follows, using the question “**Tell me some things that would represent _____.**” (This is *not* Listing and Nulling.) For example, on the first



dynamic ask, “Tell me some things that would represent yourself.” Note reads on all items the preclear gives.

- | | |
|------------------------------|--------------------------|
| a. SELF | k. VEGETABLES |
| b. SEX | l. TREES |
| c. FAMILY | m. GROWING THINGS |
| d. CHILDREN | n. MATTER |
| e. GROUPS | o. ENERGY |
| f. MANKIND | p. SPACE |
| g. THE ANIMAL KINGDOM | q. TIME |
| h. BIRDS | r. SPIRITS |
| i. BEASTS | s. SOULS |
| j. FISH | t. GODS |
| | u. GOD |

The auditor is only looking for daffiness in the preclear’s answers, and a sensible answer the auditor does not pay much attention to. For example, the auditor says, “Tell me some things that would represent yourself.” And the preclear says, “Represent myself? Oh, that’s very, very easy—a tree.” Get your ballpoint busy at that point and write down “tree,” noting any read. Even if the pc answers “toothbrush” write that down too. The proper answer, of course, is “myself.” It’s just as simple as that. The more a case is daffy along a dynamic the more attention you pay to it. If it looks daffy to you, and is reading, it should be run.

If the preclear gives you the perfect representation all the way down the line like a little wound-up doll, that preclear is giving you an intellectual response. If this happens, do the Dynamic Assessment as above again. The second time through, the preclear is likely to trip on something. If the preclear gives an answer and then it looks funny to him and he changes it, that’s fine. There is nothing wrong with letting the preclear correct himself.

The daffy items found can be either specific or general terminals, but they must be *terminals*. If the pc gives a condition or a significance item, ask him what terminals (persons, body parts, etc.) are connected with it and note their reads as the pc answers.

(Complete assessment as above.)

Run each terminal found in the Dynamic Assessment in the following process, in order of largest read.

- F1 1. **HOW HAS _____ HELPED YOU?**
2. **HOW HAS _____ NOT HELPED YOU?**
- (Run alternately to EP.)



F2 1. **HOW HAVE YOU HELPED _____?**
 2. **HOW HAVE YOU NOT HELPED _____?**
 (Run alternately to EP.) _____

F3 1. **HOW HAS _____ HELPED OTHERS?**
 2. **HOW HAS _____ NOT HELPED OTHERS?**
 (Run alternately to EP.) _____

F0 1. **HOW HAVE YOU HELPED YOURSELF BECAUSE OF _____?**
 2. **HOW HAVE YOU NOT HELPED YOURSELF BECAUSE OF _____?**
 (Run alternately to EP.) _____
 Objective Havingness to EP after each item is handled with four flows. _____

8. **FIVE-WAY CONCEPT HELP**
 (Ref: HCOB 14 July 60, CURRENT RUNDOWN, CONCEPT HELP)

Write down a list of terminals found by folder study.

If any of these are specific terminals (e.g., "Bill"), convert each one to a generalized form.

For example, if the terminal is worded as "Bill," find out what Bill is to the pc. Use what the pc describes Bill to be. Bill will turn out to be "a husband" or "a mechanic" or some generalized terminal. Not "the works mechanic at Pulman" but "a works mechanic" or "a mechanic." The less adjectives the better. Watch the meter while doing this and note any read as pc gives the generalized form of the terminal.

Any terminals found by folder study that are already in generalized form should simply be written down as they are and assessed on the meter.

On any terminals that are not reading, put in the Suppress and Invalidate buttons.

Run each reading general terminal in the following process, in order of largest read.

1. **THINK OF A _____ HELPING YOU.**
2. **THINK OF YOU HELPING A _____.**
3. **THINK OF A _____ HELPING OTHERS.**



4. **THINK OF OTHERS HELPING A _____.**

5. **THINK OF A _____ HELPING A _____.**

(Run consecutively, i.e., 1,2,3,4,5,1,2,3, etc., to EP.) _____

Objective Havingness to EP after each item is handled. _____

9. **KNOW TO MYSTERY 5-WAY CONCEPT HELP**

(Refs: HCOB 16 June 60, HINTS ON RUNNING CASES WITH HELP
HCOB 14 July 60, CURRENT RUNDOWN, CONCEPT HELP)

A. Using the Know to Mystery Scale as given in HCOB 25 Sept.
71RB, TONE SCALE IN FULL, assess the levels of the scale
on a meter.

KNOW _____

NOT KNOW _____

KNOW ABOUT _____

LOOK _____

PLUS EMOTION _____

MINUS EMOTION _____

EFFORT _____

THINK _____

SYMBOLS _____

EAT _____

SEX _____

MYSTERY _____

WAIT _____

UNCONSCIOUS _____

UNKNOWABLE _____

B. Take the largest reading level and ask the pc, **“Tell me some terminals that could represent _____.”** (This is not Listing and Nulling.) Note down the answers and the reads. If the pc gives any specific terminals (e.g., “Bill”), convert each one to a generalized form.

C. Run the largest reading general terminal in the following process:

1. **THINK OF A _____ HELPING YOU.**

2. **THINK OF YOU HELPING A _____.**

3. **THINK OF A _____ HELPING OTHERS.**

4. **THINK OF OTHERS HELPING A _____.**

5. **THINK OF A _____ HELPING A _____.**



(Run consecutively, i.e., 1,2,3,4,5,1,2,3, etc., to EP.) _____

Objective Havingness to EP after each item is handled. _____

D. Run all reading terminals per step C, in order of largest read. On any terminals that are not reading, put in the Suppress and Invalidate buttons. _____

E. When all reading terminals have been run from the first level of the Know to Mystery Scale, repeat steps B, C and D until all reading levels of the Know to Mystery Scale have been handled. On any levels of the scale that are not reading put in the Suppress and Invalidate buttons. _____

10. **FORMULA 17**

(Ref: HCOB 15 Dec. 60, PRESESSION 37)

Part One:

Assess the following list of terminals on the meter:

a. **A HEALER** _____

b. **A HYPNOTIST** _____

c. **A SPIRITUALIST** _____

d. **A PSYCHOLOGIST** _____

e. **A MINISTER** _____

f. **A RELIGIOUS FAMILY MEMBER** _____

g. **A PSYCHOANALYST** _____

h. **A DOCTOR** _____

Add to the above list of terminals by asking the pc for any healing, religious or mystic type persons that he has been to or has been connected with. These can be either general terminals (e.g., "a priest") or specific persons (e.g., "Dr. Smith"). Using



the lines provided above, write down any terminals pc gives, noting their reads.

On any terminals that are not reading, put in the Suppress and Invalidate buttons.

Run each reading terminal in the following process, in order of largest read.

F1 1. **HOW COULD YOU FAIL TO HELP _____?**

2. **HOW COULD _____ FAIL TO HELP YOU?**

(Run alternately to EP.)

F2 1. **HOW COULD ANOTHER FAIL TO HELP _____?**

2. **HOW COULD _____ FAIL TO HELP ANOTHER?**

(Run alternately to EP.)

F3 1. **HOW COULD OTHERS FAIL TO HELP _____?**

2. **HOW COULD _____ FAIL TO HELP OTHERS?**

(Run alternately to EP.)

F0 1. **HOW COULD YOU FAIL TO HELP YOURSELF BECAUSE OF _____?**

2. **HOW COULD _____ FAIL TO HELP YOU BECAUSE OF YOURSELF?**

(Run alternately to EP.)

Objective Havingness to EP after each item is handled with four flows.

Part Two:

On any terminals that were run on the process in Part One, if the pc insisted that they helped, run each of those same terminals in the following process. There is no need to reassess those terminals for new meter reads, just run them in the same order that they were run in Part One.

F1 1. **HOW COULD YOU HELP _____?**

2. **HOW COULD _____ HELP YOU?**

(Run alternately to EP.)

F2 1. **HOW COULD ANOTHER HELP _____?**

2. **HOW COULD _____ HELP ANOTHER?**

(Run alternately to EP.)

F3 1. **HOW COULD OTHERS HELP _____?**



2.. **HOW COULD _____ HELP OTHERS?**

(Run alternately to EP.) _____

F0 1. **HOW COULD YOU HELP YOURSELF BECAUSE OF _____?**

2.. **HOW COULD _____ HELP YOU BECAUSE OF YOURSELF?**

(Run alternately to EP.) _____

Objective Havingness to EP after each item is handled with four flows. _____

11. HELP O/W

(Ref: HCOB 12 May 60, HELP PROCESSING)

F1 1. **WHAT HELP HAS ANOTHER GIVEN YOU?**

2. **WHAT HELP HAS ANOTHER NOT GIVEN YOU?**

(Run alternately to EP.) _____

F2 1. **WHAT HELP HAVE YOU GIVEN ANOTHER?**

2. **WHAT HELP HAVE YOU NOT GIVEN ANOTHER?**

(Run alternately to EP.) _____

F3 1. **WHAT HELP HAVE OTHERS GIVEN OTHERS?**

2. **WHAT HELP HAVE OTHERS NOT GIVEN OTHERS?**

(Run alternately to EP.) _____

F0 1. **WHAT HELP HAVE YOU GIVEN YOURSELF?**

2. **WHAT HELP HAVE YOU NOT GIVEN YOURSELF?**

(Run alternately to EP.) _____

Objective Havingness to EP. _____

12. REGIMEN TWO

(Ref: HCOB 26 Aug. 60, REGIMEN TWO)

F1 1. **WHAT MOTION HAS HELPED YOU?**

2. **WHAT MOTION HAS NOT HELPED YOU?**

(Run alternately to EP.) _____

F2 1. **WHAT MOTION HAVE YOU HELPED?**

2. **WHAT MOTION HAVE YOU NOT HELPED?**

(Run alternately to EP.) _____



F3 1. **WHAT MOTION HAS HELPED OTHERS?**

2. **WHAT MOTION HAS NOT HELPED OTHERS?**

(Run alternately to EP.)

F0 1. **WHAT MOTION OF YOURS HAS HELPED YOU?**

2. **WHAT MOTION OF YOURS HAS NOT HELPED YOU?**

(Run alternately to EP.)

Objective Havingness to EP.

L. RON HUBBARD
Founder

Revision assisted by
LRH Technical Research
and Compilations



HUBBARD COMMUNICATIONS OFFICE
Saint Hill Manor, East Grinstead, Sussex

HCO BULLETIN OF 6 SEPTEMBER 1978

Issue III

Remimeo
Level IV Checksheets
Class IV Auditors
Supervisors
C/Ses

URGENT—IMPORTANT

**ROUTINE THREE SC—A
FULL SERVICE FACSIMILE HANDLING UPDATED
WITH NEW ERA DIANETICS**

Refs:

HCOB	22 July 63	YOU CAN BE RIGHT
HCOB	1 Sept. 63	ROUTINE THREE SC
HCOB	23 Aug. 66	SERVICE FACSIMILE
HCOB	30 Nov. 66	ASSESSMENT FOR SERVICE FACSIMILES
Tape: 6309C04	SHSBC 332	“How to Find A Service Facsimile”
Tape: 6309C05	SHSBC 333	“Service Facsimile Assessment”
Tape: 6308C28	SHSBC 329	“The TA and Service Fac”
Tape: 6309C12	SHSBC 336	“Service Facs”
HCOB	26 June 78 II	NED Series 6 ROUTINE 3RA, ENGRAM RUNNING BY CHAINS
HCOB	18 June 78	NED Series 4 ASSESSMENT AND HOW TO GET THE ITEM
HCOB	5 Sept. 78	ANATOMY OF A SERVICE FACSIMILE
HCOB	6 Sept. 78 II	SERVICE FACSIMILES AND ROCK SLAMS

NOTE: Dianetic Clears may be run on service facs but only with any Dianetic steps deleted, as they are not to be run on Dianetics.

We are into a new echelon of service facsimile running.

At Saint Hill in the mid-60s many, many service facs were found on each pc and the earliest service fac running included the use of Dianetics.

This was later omitted from service fac procedure and service facs were handled solely with Scientology tech by running off the automaticities on the computation to cognition, F/N and VGIs in the pc.

Phenomenal gains and case changes were made on pcs with that tech alone—all of them valid. That tech has been retained as a vital action to service fac handling.

Now, with the advent of New Era Dianetics, service fac handling has been restored to its full technology.

New Era Dianetics has opened the door to a more complete and finite handling of a service fac, with precision and exactness, than we have had heretofore. We no longer just find a service fac, audit off the automaticities, key it out and forget it. We audit it out fully and terminatedly, using New Era Dianetics to take it down to its basics and erase those.

This in no way contradicts the fact that there were many pcs who, with a service fac found and the automaticities taken off, were able to actually then blow the service fac computation upon inspection.

What it does make possible is the actual erasure of a service fac and its residuals on every pc, one for one. And not just one service facsimile per pc, but many.

An auditor who has been trained on service fac running prior to this bulletin will need the tech he already has plus an excellent command of New Era Dianetics tech. If he has not done the New Era Dianetics Course, it will be required before attempting to run Routine 3SC-A. A Class IV Auditor who has already done the New Era Dianetics Course need only review it in order to be able to handle all the steps of the new, full service fac procedure.

SERVICE FACSIMILE HANDLING REVISED BY STEPS

Before you can run flows on a service facsimile, you must first find it. You want the *pc's* service facsimile. You don't find a service facsimile by listing for it on flows. You find the *pc's* service facsimile and run *it* on the flows.

The sequence is you list for the *pc's* service fac, find it, run the automaticities off it; then you run the service fac itself on R3RA, engram running by chains. It is run to basic and full Dianetic end phenomena.

You don't leave a service fac until you have taken it apart and blown it at its very roots.

Then you list for another service fac, using a different listing question, and handle *it* fully. And another, and another. A *pc* can have many, many service facsimiles. You peel them off until you find *the* main service fac at the core of the case. And you handle that one fully, as you do the others, per the steps above.

Needless to say, you are going to see some remarkable results.

FULL SERVICE FACSIMILE PROCEDURE

PRELIMINARY STEPS:

- 0a. Put in the R (reality) factor with the *pc*, telling him briefly what is going to be done in the session.
- 0b. Clear "computation" very thoroughly with the *pc*. Use the Tech Dictionary, HCOB 23 Aug. 66, SERVICE FACSIMILE, and any other reference you



feel the pc may need. Have him demo it until you are certain he *fully* understands it.

0c. Clear the bracket commands (right/wrong, dominate, survival) *first*, using “Birds fly” as a sample service facsimile. Clearing the bracket commands is done at this point so you will be able to use these questions immediately when the service fac is found without putting stops on the pc’s first rush of automaticities coming off.

0d. Then, clear the listing question.

STEPS OF THE PROCEDURE:

A. List and null for the pc’s service fac, using the question:

“IN THIS LIFETIME, WHAT DO YOU USE TO MAKE OTHERS WRONG?”

You want a BD F/N item that is a *computation* (not a doingness, beingness or havingness).

When you get it, indicate the item. Then indicate the F/N. Then, despite the BD F/N, go on to the next step of the handling.

B. Run the service fac found in (A) on the brackets:

1. **IN THIS LIFETIME, HOW WOULD (service fac) MAKE YOU RIGHT?**
2. **IN THIS LIFETIME, HOW WOULD (service fac) MAKE OTHERS WRONG?**
3. **IN THIS LIFETIME, HOW WOULD (service fac) HELP YOU ESCAPE DOMINATION?**
4. **IN THIS LIFETIME, HOW WOULD (service fac) HELP YOU TO DOMINATE OTHERS?**
5. **IN THIS LIFETIME, HOW WOULD (service fac) AID YOUR SURVIVAL?**
6. **IN THIS LIFETIME, HOW WOULD (service fac) HINDER THE SURVIVAL OF OTHERS?**

These are run as follows:

Give the pc the first question, **“In this lifetime, how would (service fac) make you right?”** and let him run with it. He will have a rush of answers, answers coming too fast to be said easily, at this stage. Don’t repeat the question unless the pc needs it. Just let him answer 1-1-1-1-1-1 (he may give you as many as 50 answers) until he comes to a cognition or runs out of answers or inadvertently answers question 2.

Then switch to question 2: **“In this lifetime how would (service fac) make others wrong?”** Treat this the same way, i.e., let him answer 2-2-2-2-2-2-2-2



until he cognites or runs out of answers or starts to answer question 1. Then switch back to question 1, same handling, back to question 2, same handling, as long as pc has answers coming easily. Upon cognition and F/N, acknowledge, indicate the F/N and end off on (1) and (2).

Now give him question 3: **“In this lifetime how would (service fac) help you escape domination?”** and let it run by the same method as above. When this seems cooled off, use question 4: **“In this lifetime, how would (service fac) help you to dominate others?”** Use questions 3 and 4 as above, as long as pc has answers coming easily. Upon cognition and F/N, acknowledge, indicate the F/N and go on to the next bracket.

Using the same method as above, give him question 5: **“In this lifetime, how would (service fac) aid your survival?”** When he’s run out on 5-5-5-5-5-5, switch to question 6: **“In this lifetime, how would (service fac) hinder the survival of others?”** Use questions 5 and 6 as above as long as pc has answers coming easily. Let him get off all the automaticities and come to a cognition and F/N. Acknowledge and indicate the F/N.

At this point it is safe to end off on running the brackets. The idea is not to beat the process to death. The pc will have automaticities coming off thick and fast early in the run. These must be gone and the pc bright, F/Ning and VGIs when you end off. You are only trying to end the compulsive character of the service facsimile found and get it off automatic and get the pc to see it better at this stage, not to bleed the process of every bit of TA action.

Running the service fac in the brackets will result in a major cognition, which could occur at any point during this running. When it does occur, it is the EP of this step of the service fac handling. End off and go onto the R3RA step.

NOTE: In running a Dianetic Clear on service facs, you would end off running *this* service fac at this point, when the pc had reached a good cognition, F/N and VGIs. Do NOT run the Dianetic actions of service fac handling on a Dianetic Clear, as these pcs are not to be run on Dianetics. When you have completed one service fac on steps A and B, you can then list for another service fac and repeat the procedure.

NOTE: If the service fac found on any pc did not run on the brackets, it would need to be prepchecked. See sections “When Running Off The Automaticity” and “When To Prepcheck” below.

C. Run the service fac R3RA Quad, each flow to EP. It is not run narrative and it is not preassessed; otherwise full New Era Dianetics tech is used, per HCOB 26 June 78R II, NED Series 6, ROUTINE 3RA, ENGRAM RUNNING BY CHAINS.

The service fac phrase itself is used as the running item.

The commands for running a service fac on R3RA Quad Flows are:

FLOW 1: “LOCATE A TIME WHEN YOU USED (service fac).”

(Example: “Locate a time when you used *all horses sleep in beds.*”)

FLOW 2: “LOCATE AN INCIDENT OF YOUR CAUSING ANOTHER TO USE (service fac).”

FLOW 3: “LOCATE AN INCIDENT OF OTHERS CAUSING OTHERS TO USE (service fac).”

FLOW 0: “LOCATE AN INCIDENT OF YOU CAUSING YOURSELF TO USE (service fac).”

Take each flow down its chain of incidents to the basic and full Dianetic EP: F/N, postulate (postulate off = erasure) and VGIs.

That will be the end of all vestiges of that service fac.

D. List for another service fac on the pc, using the listing question:

“IN THIS LIFETIME, WHAT DO YOU USE TO DOMINATE OTHERS?”

When you have the service fac, repeat steps B and C above.

E. Find another service fac on the pc with the listing question:

“IN THIS LIFETIME, WHAT DO YOU USE TO AID YOUR OWN SURVIVAL?”

Handle the service fac per steps B and C above.

F. Continue to find and handle service facs on the pc, using, in order, the following listing questions:

1. **“IN THIS LIFETIME, WHAT DO YOU USE TO MAKE YOURSELF RIGHT?”**
2. **“IN THIS LIFETIME, WHAT DO YOU USE TO ESCAPE DOMINATION?”**
3. **“IN THIS LIFETIME, WHAT DO YOU USE TO HINDER THE SURVIVAL OF OTHERS?”**

Further listing questions which can be used are given on HCOB 30 Nov. 66, ASSESSMENT FOR SERVICE FACSIMILES.

You will need to find and handle several service facsimiles on the pc which will then add up to the big one.

WHEN LISTING FOR THE SERVICE FACSIMILE

You are listing for a BD F/N item. Write down each computation the pc gives you exactly as he states it, VERBATIM, with its read, no matter how improbable, non sequitur or inane it may sound.

The service fac operates like a magnet as you're listing. You've given the pc the question and as the question is in the vicinity of the service fac you've already ticked it. It draws the pc's attention to it. He's listing along and suddenly he'll put a non sequitur item on the list. It doesn't make sense. It doesn't even answer the question, but there it is. Because his attention is being pulled to this inevitably. You're asking him for answers and he gives you the rightest answer he knows—“People always jump off the Empire State Building.” That's the solution. That solves everything. It blows the TA down. That's the service fac.

Indicate the item to the pc; then indicate the F/N.

You're now ready to run it in the brackets.

WHEN RUNNING OFF THE AUTOMATICITY

If you've found a service fac, the pc won't be able to stay out of it, I guarantee you.

The first question is always how would it make him right. (Never how would it make him wrong. Never, never, never.) The automaticities should start with the first question. If not, ask him how it would make others wrong. You almost always enter it at the level of right/wrong. But don't make the blunder of thinking it can't be a service fac if it doesn't enter at that level. Try it on the other levels. It can enter at the level of dominate; it might enter at the level of survival.

But if—on one of those—the pc doesn't immediately jump in and swim into the whirlpool, it's not it. If he tells you, "Well, let's see . . . make me right, no, hmmm . . ." or ". . . escape domination . . . no, doesn't make sense," that's not it.

If he says that isn't it, then that isn't it. Don't hang him with a wrong service fac because it's too easy to find a right one. They abound.

If he hasn't jumped in and swum madly to the center of the whirlpool and gotten embroiled in this thing, it's not it. Because that's the first thing they want to do with a service fac—drown.

When you have the right one, you'll get the automaticities coming off thick and fast. Don't stop the avalanche with acknowledgments. Don't stop it with a new question. Let it run out.

It's not one auditing question for one answer. It's one auditing question for one waterfall.

WHEN TO PREPCHECK

When the item found as a service fac won't run on any of the brackets, you prepcheck it to EP (F/N Cog VGIs). Ref: HCOB 14 Mar. 71R, F/N EVERYTHING.

A rightness/wrongness computation doesn't surrender to normal auditing because it is a service fac. The pc has a vested interest in holding onto it. He won't be able to itsa it on a Prepcheck. Thus, a service fac, if present, will turn on mass on a Prepcheck.

The Prepcheck is a series of types of decisions thetans make about things. So if it doesn't prepcheck, the Prepcheck must be in conflict with the rightness and wrongness.

Reversely, if it's not a service fac, it *will* prepcheck, and you polish it off by that method to EP.



Then go back to the list and find a service fac that will run.

COMPLETING SERVICE FACSIMILE HANDLING WITH R3RA

Even when the pc has gotten off the automaticities, has cognited and is comparatively free of the compulsive character of the service facsimile, there is more to be handled.

Running the service fac using R3RA enables him to run out what he has *done* with it to make others wrong, etc. These will be the actual most-charged incidents in which he's used it, which will have accumulated in his wake as he went along substituting the service fac for himself and never inspecting the consequences. He will now be free to inspect those parts of the track as himself, and to inspect as well the effects of the service fac on the other flows.

Finally, the use of R3RA, engram running by chains, enables him to fully erase the somatics and engram chains which have their roots in the service fac, or vice versa—as well as the postulates underlying them.

ENDING SERVICE FAC RUNNING

Service fac running can be ended off when you have fully run many service facs (which will lead to the main service fac). When the main service fac has been run to full EP, service fac handling is complete.

NOTE: It might happen (rarely) that you get the main service fac on the pc on your first listing and nulling. It will be rare because the main one does not usually come to view until the others have been taken off. You run it, of course. Any service fac, run, produces change, but on this one you will see the pc changing character before your eyes. The results are quite astounding.

But realize that he does have other, lesser service facs which do not simply dissolve because the main core service fac is now gone, even though they have been leaning upon it. You will need to L&N for these and completely clean the pc of service facs.

The main core service facsimile will be the one the pc has used as a solution to *all* of life. When found and run, it will be unmistakable to both the pc and the auditor. When this one has been completed on all the steps above, as well as the lesser service facs surrounding it, you will have attained the EP on service fac running.

You will have brought about a complete character change in the individual, returned his freedom of choice and his freedom to inspect and enabled him to be truly right.

And that is the stuff of which sanity is made.

This level is actually the sanity level.

L. RON HUBBARD
Founder



HUBBARD COMMUNICATIONS OFFICE
Saint Hill Manor, East Grinstead, Sussex

HCO BULLETIN OF 1 MAY 1991

Issue XVI

Remimeo
Expanded Dianetics
Auditors
C/Ses

Expanded Dianetics Series 36

EXPANDED DIANETICS SERVICE FACSIMILE HANDLING

Refs:

HCOB 15 Feb. 74	Expanded Dianetics Series 20 SERVICE FACSIMILE THEORY AND EXPANDED DIANETICS
HCOB 6 Sept. 78 II	SERVICE FACSIMILES AND ROCK SLAMS
All HCOBs and Tapes on Service Facsimiles	
All HCOBs on Rock Slams	

SERVICE FACSIMILES

Unhandled service facsimiles contain a key to Expanded Dianetics, as service facsimiles are a key to sanity. It is service facsimiles that turn on the R/Ses and blow them off.

This bulletin contains procedures for use by Expanded Dianetics Auditors to locate and run out service facsimiles on a pc's ExDn program.

These procedures do not replace service facsimile handling on Grade IV and do not replace the R3RA actions taken to run them out which is part of NED. They are for use exclusively on Expanded Dianetics.

The C/S must note which service facsimile handlings, if any, the pc has had in his earlier auditing and C/S the case accordingly. If the case had service facsimiles listed on Grade IV but never had them run out on R3RA on Action Eleven of his NED program, this would need to be done first before any further listing and running of service facsimiles on ExDn. If there were errors in earlier listing for service facsimiles or in running them out, these would need to be repaired before proceeding with the actions contained in this bulletin.

The rule is that any handling of service facsimiles the pc had earlier in his auditing must be repaired if faulty or completed if incomplete before doing service facsimile handling on Expanded Dianetics.

PROCEDURE FOR SERVICE FACSIMILES BY DYNAMICS

HCOB 15 Feb. 74, Expanded Dianetics Series 20, SERVICE FACSIMILE THEORY AND EXPANDED DIANETICS, outlines the rundown to handle service facsimiles by dynamics.

To accomplish a thorough handling of the case factors described in that bulletin, the following L&N questions and procedures are used.



0. Verify that the service facsimiles which were handled on Grade IV were also run out R3RA on Action Eleven of the pc's full NED program. (Ref: HCOB 22 June 78RA, New Era Dianetics Series 2RA, NEW ERA DIANETICS FULL PC PROGRAM OUTLINE, and HCOB 10 Apr. 88, New Era Dianetics Series 30, R3RA SERVICE FACSIMILE HANDLING, ACTION ELEVEN.) If folder study discloses that this was not fully done and that checking items on the meter shows them to still be charged, then this step must be flattened before carrying on. When all okay, do the following:

1. L&N **“WHAT DISABILITY DO YOU USE TO EXPLAIN HOW YOU ARE NOT RESPONSIBLE FOR NOT FULLY COPING WITH LIFE?”** to BD F/N item.

Run out the disability R3RA Quad. (Items are not run with R3SC brackets in Expanded Dianetics, just R3RA.)

2. If the preclear has a situation he is currently having trouble with or is not coping with in life, such as not getting out products on post or a situation of his marriage breaking up, etc., use this in the blank in the following question (the pc may have more than one such situation in his life and these can each be individually checked).

L&N **“WHAT DISABILITY DO YOU USE TO EXPLAIN HOW YOU ARE NOT RESPONSIBLE FOR NOT FULLY COPING WITH (situation)?”**

Run out the disability R3RA Quad.

3. L&N, **“ON THE FIRST DYNAMIC, WHAT FIXED POSTULATE DO YOU USE TO BE RIGHT?”** to BD F/N item.

R3RA Quad the item, using the R3RA commands for running out service facsimiles, as given in HCOB 6 Sept. 78 III, ROUTINE THREE SC-A, FULL SERVICE FACSIMILE HANDLING UPDATED WITH NEW ERA DIANETICS.

The wording of the question may need to be worked out so that the question communicates and reads well on the pc. The auditor can use the following wordings to get a reading question, if the above question does not read:

“ON THE FIRST DYNAMIC, WHAT FIXED POSTULATE DO YOU USE TO MAKE YOURSELF RIGHT?”

“ON THE FIRST DYNAMIC, WHAT FIXED POSTULATE DO YOU USE TO MAKE OTHERS WRONG?”

“ON THE FIRST DYNAMIC, WHAT FIXED POSTULATE DO YOU USE TO DOMINATE OTHERS?”

“ON THE FIRST DYNAMIC, WHAT FIXED POSTULATE DO YOU USE TO ESCAPE DOMINATION?”

“ON THE FIRST DYNAMIC, WHAT FIXED POSTULATE DO YOU USE TO HINDER THE SURVIVAL OF OTHERS?”

Or, substitute "COMPUTATION" in the above wordings. I.e., **"ON THE FIRST DYNAMIC, WHAT COMPUTATION DO YOU USE TO MAKE YOURSELF RIGHT?"** etc.

The object is to find a reading question that produces a valid item for the dynamic which can be run out R3RA. If the first question checked is uncharged, the auditor then checks further questions as above. Once the item is run out R3RA, no further questions are checked on the first dynamic.

Caution: Do not list a question that the pc has already listed before.

4. Repeat step 3 above for the second dynamic.
5. Repeat step 3 above for the third dynamic.
6. Repeat step 3 above for the fourth dynamic.
7. Repeat step 3 above for the fifth dynamic.
8. Repeat step 3 above for the sixth dynamic.
9. Repeat step 3 above for the seventh dynamic.
10. Repeat step 3 above for the eighth dynamic.

This completes the Service Facsimiles by Dynamics Rundown.

ADDITIONAL SERVICE FACSIMILE HANDLING

There is another procedure which is part of Expanded Dianetics for use when a preclear has had the Service Facsimile by Dynamics handling but is still exhibiting the presence of service facsimiles.

The procedure for administering this rundown is:

- A. Clear and then check the following question for read.

"WHAT WOULD BE A SAFE METHOD OF HANDLING YOUR PROBLEMS, HERE AND NOW IN LIFE?"

- B. If the question is reading, L&N it to a BD F/N item.
- C. Run out the resulting service facsimile R3RA Quad, using the commands given in HCOB 6 Sept. 78 III, ROUTINE THREE SC-A, FULL SERVICE FACSIMILE HANDLING UPDATED WITH NEW ERA DIANETICS.

Pc interest in running the service facsimile is not checked.

- D. Repeat steps A, B and C on each of the following questions 1 through 11 below.



1. L&N “IN THIS LIFETIME, WHAT IDEA DO YOU USE TO MAKE YOURSELF RIGHT AND OTHERS WRONG?” to BD F/N item.
2. L&N “IN THIS LIFETIME, WHAT METHOD DO YOU USE TO MAKE OTHERS WRONG?”
3. L&N “IN THIS LIFETIME, WHAT COMPUTATION DO YOU USE TO DOMINATE OTHERS?” to BD F/N item.
4. L&N “IN THIS LIFETIME, WHAT COMPUTATION DO YOU USE TO AID YOUR OWN SURVIVAL?” to BD F/N item.
5. L&N “IN THIS LIFETIME, WHAT COMPUTATION DO YOU USE TO MAKE YOURSELF RIGHT?” to BD F/N item.
6. L&N “IN THIS LIFETIME, WHAT COMPUTATION DO YOU USE TO ESCAPE DOMINATION?” to BD F/N item.
7. L&N “IN THIS LIFETIME, WHAT COMPUTATION DO YOU USE TO HINDER THE SURVIVAL OF OTHERS?” to BD F/N item.
8. L&N “IN THIS LIFETIME, WHAT FIXED POSTULATE DO YOU USE TO MAKE YOURSELF RIGHT AND OTHERS WRONG?” to BD F/N item.
9. L&N “IN THIS LIFETIME, WHAT HIDDEN STANDARD HAVE YOU HAD?” to BD F/N item.
 - a. Using the item found, L&N, “IN THIS LIFETIME, WHAT WOULD BE A SAFE SOLUTION TO (hidden standard found above)?” to BD F/N item.
10. L&N “IN THIS LIFETIME, WHAT HIDDEN PROBLEM HAVE YOU HAD?” to BD F/N item.
 - a. Using the item found, L&N, “IN THIS LIFETIME, WHAT WOULD BE A SAFE SOLUTION TO (hidden problem found above)?” to BD F/N item.
11. L&N “IN THIS LIFETIME, WHAT PROBLEM OF LONG DURATION HAVE YOU HAD?” to BD F/N item.
 - a. Using the item found, L&N “IN THIS LIFETIME, WHAT WOULD BE A SAFE SOLUTION TO (problem of long duration found above)?” to BD F/N item.

REMEDIES AND CAUTIONS

All HCOBs on service facsimiles and Listing and Nulling and their repair apply. Don't run unreading questions and suspect a wrong item if the pc blows up or goes downtone during this action.



Additionally, DO NOT LIST OR EVEN CHECK A QUESTION THAT THE PC HAS PREVIOUSLY LISTED. Some of the questions given in this bulletin might have been listed on the person's Expanded Grade IV previously, and the auditor must check this out to make sure before even starting this step and ensure that no question is rechecked in error.

SUMMARY

Locating and running out the pc's service facsimiles with R3RA is a vital step of Expanded Dianetics. It is important that the pc actually run out what he has *done* with these service facsimiles to make himself right and others wrong. This is what will return sanity to the individual.

L. RON HUBBARD
Founder

Compilation assisted by
LRH Technical Research
and Compilations



HUBBARD COMMUNICATIONS OFFICE
Saint Hill Manor, East Grinstead, Sussex

HCO BULLETIN OF 20 DECEMBER 1975RC
REVISED 25 APRIL 1991

Remimeo
Class V Graduate
Auditors and C/Ses
Dissem
Tech/Qual

THE STUDENT BOOSTER RUNDOWN

Refs:

HCOB 4 Dec. 78	HOW TO READ THROUGH AN F/N
HCOB 15 Oct. 73RC	C/S Series 87RC
Rev. 26.7.86	NULLING AND F/Ning PREPARED LISTS
HCOB 30 Oct. 78R	C/S SERIES 53, USE OF
Rev. 26.7.86	

Where a student is not making his targets or is slow on lines and has been to Word Clearers and Cramming we must assume that he has a case problem that is slowing his progress.

The Student Booster Rundown is a study remedy which will speed up a student's progress. It also gives a real case boost! With increased reality on Scientology or its organizations.

A large percentage of students would benefit from this rundown. The slows aren't likely to make much use of their study without it.

This is a specialty on Flag which also trains the executives of orgs and has to have a fast study remedy. It is also given to business executives so that they can absorb effortlessly and with greater speed the vast quantities of data that pass across an executive's desk.

DELIVERY

The Student Booster Rundown is delivered by auditors only of Class V Graduate or above who are trained on the exact tech of the Student Booster Rundown. It is only delivered at Class V Orgs, Saint Hills, Advanced Orgs or at the Flag Service Org.

There is no change of auditors permitted on a Student Booster Rundown unless the auditor is criminally flubbing, as changes of auditors violates the Auditor's Code.

The auditor has to know his materials and handlings perfectly to succeed and has to be able to do all the auditing skills perfectly (TRs, making a list read, meter, etc.) in order to get a stellar result.

THE RUNDOWN

It requires from 5 to 25 hours to do. This is already tested so the estimate is sound. The average is probably 12½ hours at a guess.



The package is sold as a rundown, not by hours. BUT it is sold on the condition that if it requires more than 12½, which is not usual, another 12½ has to be bought.

This rundown consists of two or three separate lists.

The steps of the rundown:

0. Repair Correction List, HCOB 16 Oct. 78, if needed.
1. C/S Series 53RM Long Form done Method 5 to an F/Ning assessment.
2. Study Green Form, HCOB 4 May 1981RA, Rev. 27 June 88, to EP.

That is the totality of the rundown.

HANDLING TIPS

In earlier years some auditors were taking interminable amounts of time to complete Student Booster Rundowns because they didn't know how to handle a C/S 53. For example, a common error was the idea that if drugs read on a pc being assessed on a C/S 53 the auditor had to do a whole Drug Rundown then and there! We have since straightened out how to do a C/S 53 and how to take it to an F/Ning list and this is fully covered in HCOB 30 Oct. 78R, Rev. 26.7.86, C/S SERIES 53, USE OF.

Additional issues which are vital for the auditor who is assessing and handling any of the prepared lists on the Student Booster Rundown are:

HCOB 4 Dec. 78, HOW TO READ THROUGH AN F/N, and

HCOB 15 Oct. 73RC, C/S Series 87RC, NULLING AND F/Ning PREPARED LISTS.

Done with flubless TRs, flubless metering and perfect Auditor's Code, this rundown will give a real boost and speed up a student's study progress so he can get through his courses and put what he studies to full use.

Good luck!

L. RON HUBBARD
Founder

Revision assisted by
LRH Technical Research
and Compilations



HUBBARD COMMUNICATIONS OFFICE
Saint Hill Manor, East Grinstead, Sussex

HCO BULLETIN OF 6 OCTOBER 1974RA
REVISED 23 APRIL 1991

Remimeo
Tech
Qual
Auditors
C/Ses
Class V Graduate
Auditors
C/Ses

IMPORTANT

**THE VITAL INFORMATION RUNDOWN
THE TECHNICAL BREAKTHROUGH OF 1974**

Recent intensive investigation into blocks on tech, dissemination and communication lines uncovered an aberration which is quite widespread and especially common in society.

Simply stated I found that WHERE VITAL INFORMATION WAS NOT BEING RELAYED OR WAS HIDDEN OR FALSIFIED, THE PEOPLE RESPONSIBLE WERE DRAMATIZING WITHHOLDS.

You can see this in newspapers, government policies, the medical profession, psychiatry, economics and especially education.

I have for years tried to get to the bottom of why people will not teach people. It is the single greatest fault in existing culture in my opinion.

The answer that fits all cases is a failure to relay information, brief, instruct, train or supervise stemming from a general past and current OVERT OF WITHHOLDING VITAL INFORMATION. This gives a dramatization in daily conduct of failing to relay information, brief, instruct, train or supervise.

And underlying that is the intentional impulse to do so overtly or covertly in a mistaken attempt to forward their own first dynamic.

RESEARCH

The primary outpoint that led to this conclusion is the premium given to silence in philosophy and the approval accorded the silent by the population whereas such people are in fact quite deadly and useless.

It is a generalized dramatization in this society. This would be what made the society favor the "strong silent type" as a sort of ideal.

All this in a highly technical society is hazardous. A good example is the current fuel crisis over a supposed scarcity of petroleum fuels for highly inefficient internal combustion engines while answers in the form of new fuels and engines are hidden away in vaults by the vested interests.

ORGS

In our organizations this is deadly. It blocks our tech lines in the Academy and Qual as well as the HGC. It cuts our dissem lines to public via books,



promo, regging, lectures, use of C/F and Addresso and FSMs. It cuts our comm lines and denies data to higher management.

It winds up in no application of the tech and no results for the public.

That makes this rundown mandatory for top execs including Flag Reps and LRH Comms, *all* Tech and Qual staff and Dissem, Public Divisions and HCO Dept 2.

PECULIARITY

This mechanism is a peculiar one with its own special twist.

Earlier rundowns did not hit this particular type of overt. It isn't very visible and doesn't occur in rundowns like L10.

It is not simple withholding information. It is (or once was) the intentional overt of withholding VITAL information. It would be a very long chain and would influence general conduct. A bordering chain is withholding information under torture.

Probably an A = A = A sets in which then totally prohibits some (too many) people from imparting important data, thus they can't teach, amongst other things. It has to be fully run out, engrams and all.

THE RUNDOWN

Where staff are concerned, the necessity of delivering this RD reduces the prerequisites for it to the Scn Drug RD only.

Recalls and engram running are included in the procedure of this rundown. R3RA is run except in the case of Clears and OTs and on preclears who are not yet up to running engrams. Such cases are run on the Recalls instead. On a lower level case who is run on Recalls only, the engrams should be run later, after completion of New Era Dianetics.

The prerequisite for public is NED Drug Rundown (or Clear or above).

Of course, this rundown would *not* be run on somebody who is in the middle of another major action, nor would it be used to interrupt someone who is on Expanded Grades or in the middle of New Era Dianetics.

VITAL INFO RD

1. Clear and assess:

VITAL DATA	_____
THE TRUTH	_____
VITAL INFORMATION	_____
KNOWLEDGE	_____

Choose the best read as the item.



2. (a) L&N “WHAT WOULD HAPPEN IF YOU COMMUNICATED _____?”

(b) R3RA Quad. For Clears and above, and pcs not yet up to running engrams, run Recalls Quad.

3. (a) L&N “WHAT PROBLEM HAVE YOU HAD WITH _____?”

(b) R3RA Quad. For Clears and above, and pcs not yet up to running engrams, run Recalls Quad.

4. (a) Clear and assess:

WITHHOLDING _____ (item) _____ **UNDER DURESS.** _____

WITHHOLDING _____ (item) _____ **UNDER TORTURE.** _____

WITHHOLDING _____ (item) _____ **TO PROTECT SOMEONE.** _____

(b) R3RA Quad. For Clears and above, and pcs not yet up to running engrams, run Recalls Quad.

5. (a) Clear all words plus fully clear each outpoint with examples and demos so it's understood.

(b) Assess:

OMITTED _____ (item) _____ . _____

ALTERED THE SEQUENCE OF _____ (item) _____ . _____

DROPPED TIME OUT OF _____ (item) _____ . _____

ADDED FALSEHOODS TO _____ (item) _____ . _____

ALTERED THE IMPORTANCE OF _____ (item) _____ . _____

USED _____ (item) _____ **TO WRONG TGT.** _____

ASSIGNED THE WRONG SOURCE FOR _____ (item) _____ . _____

MADE _____ (item) _____ **A CONTRARY FACT.** _____

ADDED TIME TO THE RELAY OF _____ (item) _____ . _____

ADDED INAPPLICABLE DATA TO _____ (item) _____ . _____

INCORRECTLY INCLUDED OTHER DATA WITH _____ (item) _____ . _____

COMPLICATED _____ (item) _____ . _____

SUPPRESSED _____ (item) _____ . _____

In order of reads:

(c) R3RA Quad. For Clears and above, and pcs not yet up to running engrams, run Recalls Quad.



RECALLS:

RECALL A TIME WHEN ANOTHER _____ TO/FOR/FROM
(pick which) YOU.

RECALL A TIME YOU _____ TO/FOR/FROM ANOTHER.

RECALL A TIME ANOTHER _____ TO/FOR/FROM OTHERS.

RECALL A TIME YOU _____ TO/FOR/FROM YOURSELF.

R3RA:

LOCATE A TIME WHEN ANOTHER _____ TO/FOR/FROM
(pick which) YOU.

LOCATE A TIME WHEN YOU _____ TO/FOR/FROM
ANOTHER.

LOCATE A TIME WHEN ANOTHER _____ TO/FOR/FROM
OTHERS.

LOCATE A TIME WHEN YOU _____ TO/FOR/FROM (pick which)
YOURSELF.

(d) L&N “WHAT WOULD BE THE INTENTION OF SOMEONE
WHO _____?”

(e) R3RA Quad the intention. For Clears and above, and pcs not
yet up to running engrams, run Recalls Quad.

RECALLS:

RECALL A TIME YOU HAD THE INTENTION _____.

RECALL A TIME YOU CAUSED ANOTHER TO HAVE THE
INTENTION _____.

RECALL A TIME OTHERS CAUSED OTHERS TO HAVE THE
INTENTION _____.

RECALL A TIME YOU CAUSED YOURSELF TO HAVE THE
INTENTION _____.

R3RA:

LOCATE A TIME WHEN YOU HAD THE INTENTION _____.

LOCATE AN INCIDENT OF YOUR CAUSING ANOTHER TO
HAVE THE INTENTION _____.

LOCATE AN INCIDENT OF OTHERS CAUSING OTHERS TO
HAVE THE INTENTION _____.

LOCATE AN INCIDENT OF YOU CAUSING YOURSELF TO
HAVE THE INTENTION _____.

6. (a) Assess:

CONCERNING (item) **HAS THERE BEEN A BREAK IN**

AFFINITY	_____
REALITY	_____
COMMUNICATION	_____
UNDERSTANDING	_____

(b) R3RA Quad the largest read. For Clears and above, and pcs not yet up to running engrams, run Recalls Quad.

(c) Reassess ARCU and handle to F/Ning assessment.

7. (a) Clear all words, especially *assumption* and *justify* and *withholding* (in the broad sense).

(b) L&N **“WHAT ASSUMPTION WOULD JUSTIFY WITHHOLDING (item) ?”**

(c) R3RA Quad the computation. For Clears and above, and pcs not yet up to running engrams, run Recalls Quad.

8. R3RA Quad all evil purps that came up during the RD. For Clears and above, and pcs not yet up to running engrams, run Recalls Quad.

9. R3RA Quad all computations that came up during the RD. For Clears and above, and pcs not yet up to running engrams, run Recalls Quad.

SUMMARY

The importance of this RD for Tech and Qual staff and sensitive posts cannot be overemphasized.

Although it will be quite popular with the public it is basically designed for staff on these lines.

The auditors delivering it should themselves have had it. They must have flawless TRs, be able to make a meter read and must drill the RD in Qual before attempting to deliver it.

This RD is very powerful. Don't miss on it with careless delivery. Get it done flawlessly as directed and you will have a resurgence on delivery and dissemination lines and open the door to A GOLDEN ERA OF AUDITING QUALITY AND RESULTS FOR PUBLIC AND STAFF.

L. RON HUBBARD
Founder

Assisted by CS-4

Revision assisted by
LRH Technical Research
and Compilations



HUBBARD COMMUNICATIONS OFFICE
Saint Hill Manor, East Grinstead, Sussex

HCO BULLETIN OF 21 DECEMBER 1980RA
REVISED 23 APRIL 1991

Remimeo
Tech/Qual
Class III Auditors
and Above
Scn DRD Co-audit
Course

THE SCIENTOLOGY DRUG RUNDOWN

Refs:

HCOB 30 June 65	RELEASE, REHABILITATION OF FORMER RELEASES AND THETAN EXTERIORS
HCOB 21 July AD 15	RELEASE REHABILITATION
HCOB 7 Nov. 65	RELEASE REHABILITATION ERROR
HCOB 19 Dec. 80R	REHAB TECH
Rev. 16.11.87	
HCOB 30 June 62	ARC PROCESS

I have just finalized a new rundown concerning the handling of drugs. It is called the Scientology Drug Rundown and it uses Scientology auditing techniques to handle drugs on Dianetic Clears who, of course, cannot be run on engrams and the New Era Dianetics Drug Rundown. This rundown will make for smoother gains up the Grades and OT levels for the Dianetic Clear because it will handle any charge on the case on the subject of drugs. And in some instances it could mean the difference between a case that is resistive and rocky and a case that flies in auditing.

THEORY

It is very important to handle the effects of drugs, medicine and alcohol on a case. In the 60s drug use became widespread in the culture and it was then that I discovered the need to audit out drugs as a first action on pcs. Drugs make it difficult to get stable auditing gains. In fact, a drug history makes one a resistive case in many instances until the drugs are handled.

This requires both an objective and a subjective handling. The Purification Rundown and TRs and Objectives Co-audit Course are objective handlings; they don't involve or directly address the person's own thinkingness to accomplish the intended results. These rundowns work wonders when done correctly.

Normally, the subjective handling consists of the New Era Dianetics Drug Rundown, wherein the pc's engrams and mental pictures concerning drugs are erased. The total package, then, is made up of objective and subjective handlings. Both are necessary to effect the proper result. The objective handlings (Purification Rundown and TRs and Objectives Co-audit) won't do the whole job by themselves.

The case which has gone Clear prior to receiving a NED Drug Rundown has had no means of handling the subjective aspects of drugs until now. You must not run engrams on a Clear, so the problem we were faced with solving was: how do



you handle a case's charge on drugs if you can't run engrams on him? Well, I've put together a lineup which solves this problem simply and effectively—the Scientology Drug Rundown. It accomplishes a necessary release of charge on drugs, and thus helps to remove drugs as a case factor for Dianetic Clears and allows them to get the maximum gains out of the Grades and OT levels. The Scientology Drug Rundown also runs with enormous benefit on preclears after the Purification RD and the TRs and Objectives Co-audit, as covered in HCOB 12 Nov. 81RD, GRADE CHART STREAMLINED FOR LOWER GRADES.

THE LINEUP

The Scientology Drug Rundown handles charge on drugs with the following tools:

1. Rehabbing chemical releases on drugs, which unsticks the person from masses pulled in during drug experiences or “trips.”
2. Recalls on drugs to handle the charge on drugs and drug incidents.
3. Further Objective Processing to extrovert the person after the charge is handled.

REHABS OF RELEASES ON DRUGS

Definition: RELEASE—When the preclear disconnects from the bank that is a Release. When you take a thetan out of a mass that is a Release. This is not the same as getting rid of the mass which is called erasure. There are many releases which normally occur in auditing. The Classification, Gradation and Awareness Chart, displayed in any org, explains these in detail.

Definition: REHAB (Short for REHABILITATION)—When the person was originally released he had become aware of something that caused the Reactive mind to *destimulate* at that point or become weak. This is a Release. When the sudden point of awareness is again found, the Release state can be regained or rehabilitated. The procedure of regaining a former Release state is called a rehab.

Some years ago I made the discovery that drugs can give a person the sensation of releasing from the bank while pulling in mass on the person at the same time. This is one of the factors which makes drugs as deadly as they are.

When such “chemical releases” are located and rehabbed, the person becomes unstuck from mass pulled in during “trips.” This is covered in HCOB 23 Sept. 68, DRUGS AND TRIPPERS.

Drug rehabs were part of the original Class VIII Drug Rundown and are now reinstated as the first step of the Scientology Drug Rundown.

RECALL PROCESSING

One of the oldest methods of processing we have in Dianetics and Scientology is the Recall Process. It has been a mainstay of auditing techniques since 1951. It has a new application now on the Scientology Drug Rundown.

The charge a Dianetic Clear has on drugs can be released by running charged drugs using simple Recall techniques. On the Scientology Drug Rundown this is done after the drug rehabs.

OBJECTIVE PROCESSING

In order to extrovert the pc's attention after the Recalls, one runs some Objective Processing. This isn't a long parade of processes. It is just intended to get the pc extroverted and in PT.

AUDITOR REQUIREMENTS

In order to deliver the Scientology Drug Rundown, any auditor must:

1. Be at least a Provisional Class III Auditor.
2. Have high crimed this issue and drilled the procedure until he can attest he knows it cold.
3. Have high crimed HCOB 19 Dec. 80R, REHAB TECH, and thoroughly drilled the rehab procedures until expert.

(Note: The rundown can also be delivered by an unclassified auditor on a properly supervised co-audit.)

PRECLEAR PREREQUISITES

The Scientology Drug Rundown is for cases who have gone Clear before having completed a New Era Dianetics Drug Rundown. I discovered in 1978 that we had been far more successful in making Clears than anybody had guessed. A number of these Clears had attained the state prior to getting their drugs run out using Dianetics. Also, some went Clear while on the Drug Rundown itself and were left with charge connected with drugs. So the prerequisites for someone receiving the Scientology Drug Rundown are:

1. Is Dianetic Clear (but NOT in the Non-Interference Zone. See HCOB 23 Dec. 71RB, C/S Series 73, THE NO-INTERFERENCE AREA CLARIFIED AND RE-ENFORCED).
2. Has not had a full NED Drug Rundown or was on it when Dianetic Clear was attained and so has charged drugs unrun.
3. Has done a successful Purification Rundown.
4. Has done the TRs and Objectives Co-audit Course or a full, thorough program of Objectives.

Note: A case not yet Clear may receive the rundown after points 3 and 4.

It will be pointless to run someone on the Scientology Drug Rundown without points 3 and 4 above well in, so don't do it.

PROCEDURE

Preliminary Steps:

1. Fly the pc's ruds so he is F/N, VGIs before starting the rundown.
- 1A. *CONDITIONAL STEP:* If the pc has never had an Original Assessment Sheet done on him, do one per HCOB 24 June 78RA, NED Series 5RA, ORIGINAL ASSESSMENT SHEET. Even though the pc is not going to be run on Dianetics, the Original Assessment Sheet must be done if he has never before had one in his auditing. This will provide the C/S, the D of P and the auditor with essential data on the case.
2. From the pc, get a list of each drug, medicine or alcohol he has taken this lifetime if one doesn't already exist in the folder. Note the read the item gives at the exact end of the pc's statement of the item. If a drug list already exists, it may be used and a new list need not be made.
3. Clear the terms "release" and "rehab" and the rehab procedure with the pc if these have not been cleared previously. Use HCOB 19 Dec. 80R, REHAB TECH. Make sure the pc has a good grasp of what rehabs are and how they fit into the Scientology Drug Rundown procedure as explained on page 2 of this issue.

A. Drug Rehabs:

1. R-factor the pc that you will now begin rehabbing releases on drugs.
2. Clear the question "Did you go release on _____?" and let the pc know you will fill in the blank with an item (drug) off the drug list and that this is the question you will use to check for releases on each drug.
3. Take the first drug off the list and check the question with the pc, noting any instant read.

Note: Each drug will be checked for release whether or not the drug read when listed. You are looking for periods when the pc felt released while he was under the influence of the drug and this is not dependent on whether the drug is reading in PT. To repeat, each drug on the list is checked for release, reading or not.

4. If the question reads and the pc was released, find out how many times he was released and it will F/N. Don't go at this too strenuously. It is a light action and the pc may F/N just on spotting that he had felt released on the drug.
5. If no read on the question but the pc says he did go release, check Suppressed or Invalidated. (The Assert or Protest buttons may be checked if the pc is assertive or protesty about having gone release.)
6. If the question reads but the pc says he didn't go release, the read is False or Protest. Find which and handle.
7. If no read on the question, check Suppress and Invalidate. If still no read, leave off trying to rehab it. Instead, do Step 8.

8. If the pc didn't go release on the drug (or if there is an ARC break F/N while rehabbing it), put in ruds on the drug by checking and handling the following questions:
 - a. **"IN TAKING (drug) WAS THERE AN ARC BREAK?"**
ARCU CDEINR E/S to F/N.
 - b. **"IN TAKING (drug) WAS THERE A PROBLEM?"**
Itsa E/S to F/N.
 - c. **"IN TAKING (drug) WAS A WITHHOLD MISSED?"**
Pull it E/S to F/N.

An out-rud can obscure a release, so after the ruds have been put in on the drug, recheck for a release. If still no release, that's it. Drop it and go on to the next drug.

9. Occasionally a rehab won't go to F/N even though the pc did release on the drug. If this occurs put in ruds on the period before the release using the following questions:
 - a. **"BEFORE THE RELEASE ON (drug) WAS THERE AN ARC BREAK?"**
 - b. **"BEFORE THE RELEASE ON (drug) WAS THERE A PROBLEM?"**
 - c. **"BEFORE THE RELEASE ON (drug) WAS A WITHHOLD MISSED?"**

With the ruds in, continue the rehab.

10. If you get a release that just won't rehab, clear the following question and ask the pc, **"DID YOU TAKE ANYTHING EARLIER ON THE TRACK THAT WAS SIMILAR TO (drug)?"** (When you find and rehab that earlier drug, the one which wouldn't rehab also releases, so there is no need to go back to the one which was hung up.)
11. Repeat Steps 3–10 as necessary for each remaining drug, medicine or alcohol on the drug list. Each item is checked for release whether it is reading or not. Of course, the rehab question itself *must* read before you proceed with any rehab steps.
12. When all the drugs on the list have been checked you can ask the pc if there are any other drugs he would like to add to the drug list. If so, add them, being sure to catch any read. Then, on any added items do Steps 3–10 until all items on the list have been handled.

These steps comprise the first part of the Scientology Drug Rundown.

B. Recalls on Drugs:

On this part of the rundown each reading drug on the drug list is run out using Recall Processing. PC INTEREST IS NOT CHECKED. If the item reads, run it.



0. **CONDITIONAL:** If the drug list used is one which already existed in the folder before the person went Clear the list would have to be reassessed at this point to see which items were reading in PT. It is possible that charge on some of the items would have keyed out or blown when the person went Clear and if the list were not assessed in PT, items might get run which do not have available charge. (Items added by the pc on Step 12 of the Drug Rehabs section of this RD are validly reading if they read when the pc listed them.)
1. Taking the item with the largest read (sF or better), run it in the commands below. (Clear a flow before running it for the first time.)

Note: A flow must read before it is run as covered in HCOB 3 Dec. 78, UNREADING FLOWS.

Flow 1: “**RECALL A TIME YOU TOOK/HAD** (drug being run).”

Run it repetitively to F/N, Cog, VGIs.

Flow 2: “**RECALL A TIME YOU GAVE ANOTHER** (drug being run).”

To F/N, Cog, VGIs.

Flow 3: “**RECALL A TIME ANOTHER GAVE ANOTHER OR OTHERS** (drug being run).”

To F/N, Cog, VGIs.

Flow 0: “**RECALL A TIME YOU GAVE YOURSELF** (drug being run).”

To F/N, Cog, VGIs. (Quad pcs only.)

Note: Ensure the pc tells you what he has recalled. A pc may just recall the time and not tell you about it unless you ask him “What was it?” or some such question.

2. When the first reading drug selected has been run to EP on each reading flow take the next best reading drug off the list and run it as covered in Step 1.
3. Repeat Steps 1 and 2 until all reading drugs have been run.
4. Reassess the items on the list which didn't read on first assessment. Run any now-reading items as per Step 1. Use the Suppress and Invalidate buttons as needed.
5. Repeat the reassessment of any unreading items (using Suppress and Invalidate as needed) until all reading items have been run.

When all reading items have been run, the Recalls on Drugs portion of the rundown is completed.

C. Objective Process:

The final step of the Scientology Drug Rundown consists of running the pc on an Objective Process. The purpose of this is to extrovert his attention after it has been introverted while doing the subjective parts of the rundown. Almost any Objective Process would do, so long as it had not been run before.



Which Objective Process gets run is not so important as the point that something must be run to extrovert the person's attention. It can be a process as simple as Reach and Withdraw on the environment per HCOB 10 Apr. 81R, REACH AND WITHDRAW. Whichever process is run it would be taken to a point where the pc was cheerful, fully extroverted and in present time.

This completes the rundown.

ABILITY GAINED AND EP

The Ability Gained of the rundown is "Released from harmful effects of drugs, medicine or alcohol." Doing each step of the Scientology Drug Rundown fully will achieve that EP on any pc who is fully set up for it in the first place.

There are gains to be had from this rundown which might not be expected from such a seemingly simple set of actions. Run a pc or two on the rundown and you'll see what I'm talking about.

One thing which you may observe on pcs is a point of sudden resurgence during or near the end of the rundown. At this point, the pc comes up to PT and out of drug masses or ceases to be introverted and becomes extroverted (both of the above are the same thing—the phenomenon of the person having been parked down the track due to drugs and then snapping up to PT). This is significant and shows that the EP of the rundown has been obtained.

Depending on the pc, this resurgence may happen suddenly, accompanied by a big cog, dial-wide F/N and VVGIs, in which case, one would be safe to end off the Recall steps of the rundown. Any charge on drugs will have moved off. So you can run an Objective Process next and that would complete the rundown.

On other cases, the resurgence may not be as sudden, i.e., it will happen gradually with the pc rolling happily along, having his wins and cogs and feeling better session after session. He may remark that he is feeling more in PT and this is to be expected. In these cases, one continues handling reading drugs and reassesses the drug list as needed to ensure that all charged drugs and flows are run to EP. By the time this is done and the pc has run the ending Objective Process, if the auditing has been standard he will have come up to PT and out of drug masses just the same as the pc who achieves this as a big win and sudden resurgence. The end product is the same in both cases.

It is very important, however, that the Recall step is not ended simply because the pc has a good win which is mistaken for the EP. To do this could result in the auditor and C/S being accused of taking part in a very disreputable activity—quickying. And nobody wants to be hung with that kind of reputation!

If there is any question as to whether a big win the pc has had represents the resurgence being looked for, continue the rundown after the pc has had his win. You will be safe in doing this. No one thus far has shown evidence of overrun when continuing the rundown past the point of a big win (after the persistent F/N dies down, of course) and in completing the steps of the rundown. (As a note, that possibility does exist though, if the pc's big win also happened to be the EP. Should this occur and the pc begin to manifest overrun of the rundown—and not simply overrun of a process or drug—then the EP is rehabbed and the rundown completed with the Objective Process.)



If no point of resurgence occurs in the pc, then something is amiss with the auditing the pc has received. An FES would have to be done to locate the errors and they would have to be repaired. The FES may have to only go back a few sessions or the whole case may need to be FESed.

TIPS

Pcs often have big wins on these Recall Flows, followed by persistent F/Ns. When this happens it is wise to let the pc have his win so you don't miss a reading drug or flow because of the F/N.

Occasionally the pc may run a flow that runs much longer and deeper than other flows.

Don't be surprised if drug manifestations turn on while running certain drugs—they blow when the process is taken to EP. And don't mistake the euphoria of a drug incident in restim for the EP of a flow.

It is not unusual for a pc to go through a revivification on this rundown. This isn't anything to puzzle over though, as it is simply something which may occur on this rundown. If it does occur, don't stop the process. Carry on and the pc will come through it.

SPECIAL NOTE

Occasionally, a pc goes Clear in the middle of the NED Drug Rundown. In such a case, the correct thing to do is a verification and rehabilitation of the attainment of the state to full EP and resurgence, per the Clear Certainty Rundown. After this is done, the Scientology Drug RD Recall steps are done on the remaining unhandled drugs which are now reading. You would have to reassess the unhandled portion of the drug list before doing any Recalls to ascertain which drugs would now get run. The drug rehabs would not need to be done on these cases.

PREVIOUSLY RUN DRUGS

Once in a while a C/S will run across a Dianetic Clear who, despite having had a Drug Rundown still has unhandled charge, incidents and masses in connection with drugs. Possible reasons for this are: drug residues left in the body which prevented auditing gains; lack of a full set of Objectives as contained on the TRs and Objectives Co-audit Course thoroughly done each one to EP; or poorly done or quickied auditing on the Drug Rundown itself.

Such a case might be obvious from an FES of the Drug Rundown the person had. Where such things as no Objectives run or "run to EP in 3 minutes," drug items unrun because the pc had "no interest" in the item (which usually means the person was no longer interested in taking the drug), reading items left unrun or items not run to full EP, are obvious from folder study, the C/S may find that the case would need the Scientology Drug Rundown. This would particularly apply to Dianetic Clears who still manifested heavily the effects of drugs whether in auditing, on post or in life. (Ref: HCOB 8 Jan. 69, DRUGS AND "INSANITY" —NONCOMPLIANCE AND ALTER-IS applies in particular, but all the 1969 HCOBs on drugs as well as later issues would also apply and help the C/S decide whether the case is one which would benefit from the Scientology Drug Rundown.)



The point here is that a case that has gone Dianetic Clear and had a poorly done Drug Rundown could possibly hang up on auditing on the Expanded Lower Grades because of unhandled charge on drugs.

If this proved to be the case through folder study and other indicators the basic handling would be:

1. Purification Rundown
2. TRs and Objectives Co-audit
3. End of Endless Drug Rundowns Repair List
4. Scientology Drug Rundown.

This battery of actions would handle any lingering unhandled drug charge or manifestations on a Dianetic Clear due to botched earlier drug handling.

CAUTIONS AND REMEDIES

Never run Recalls on the same drug twice. Never run unreading drugs or flows. To do so may drop the pre-OT into more charge than one can easily get him out of. Should such happen and not resolve by the usual means (rehabbing the overrun, indicating an uncharged drug or flow was taken up and shouldn't have been or LIC on the session) the auditor can assess an L3RG and indicate any reads to key out the charge. No engram running would be done.

One should take care not to Q-and-A off the rundown into handling some other case manifestation or hidden standard. The purpose of the rundown is to handle drug charge, enabling the pc to make case gain in his subsequent auditing (where other aspects of the case would be handled).

An auditor can mistakenly let the pc sit on and on if his TR 2 and session control are not in. This cuts down the effectiveness of the rundown. If the auditor doesn't control this (without ARC breaking the pc, however) he can run the pc's havingness down and plow him in.

One must not audit this rundown (or any other for that matter) over out-ruds. If this has occurred, the action to take is to fly the pc's ruds checking for "audited over" ("Have you been audited over _____?") or an LIC on the recent session or sessions.

Should the rundown be messed up it can be repaired with the End of Endless Drug Rundowns Repair List.

SUMMARY

We now have a method for handling drugs on a person with unhandled drugs who, because he has gone Clear, should not be run on engrams, as well as for handling drug charge on persons not yet at the level of New Era Dianetics. It is essential to handle drugs as covered in this issue. Otherwise one is placing the person in jeopardy of wasting his auditing on the Grades as it will have been

done over the bypassed charge of unhandled drug incidents. Once a pre-OT has attained OT III any remaining effects from drugs can be terminatedly handled on the OT Drug Rundown.

Using this simple procedure we can ensure that anyone attains all the gains possible in his Grade Chart auditing, quite in addition to the relief and expansion one experiences when freed from drug influences, as will occur on this new rundown.

We now have the means by which the effects of drugs can be effectively handled for anyone at any position on the Bridge.

L. RON HUBBARD
Founder

Revision assisted by
LRH Technical Research
and Compilations



Remimeo
Expanded Dianetics
Auditors
C/Ses
M7/M4 star-rate
Clay Demo

THE TECHNICAL BREAKTHROUGH OF 1973! THE INTROSPECTION RD

I have made a technical breakthrough which possibly ranks with the major discoveries of the twentieth century. It is certainly the greatest advancement of 1973 and is now being released after a final wrap-up of research. It is called the Introspection Rundown.

The purpose of the Introspection RD is to locate and correct those things which cause a person to fixate his attention *inwardly*, on himself or his bank. This RD extroverts the person so that he can see his environment and therefore handle and control it.

RESEARCH

In 1970 the actual cause of PSYCHOSIS was isolated (as given in HCOB 28 Nov. 70, C/S Series 22, PSYCHOSIS). In the ensuing years this has been proven beyond doubt to be totally correct.

But what is a *psychotic break*?

Man has never been able to solve the psychotic break. In fact, human beings are actually afraid of a person in a psychotic break and in desperation turn to psychiatry to handle.

Psychiatry, desperate in its turn, without effective tech, resorts to barbarities such as heavy drugs, ice picks, electric and insulin shock which half-kill the person and only suppress him. The fact remains there has never been a cure for the psychotic break *until now*.

The key is WHAT CAUSED THE PERSON TO INTROSPECT *BEFORE* THE PSYCHOTIC BREAK.

The breakthrough was made on a person who, after a series of wrong indications, went into a full-blown psychotic break—violence, destruction and all.

The psychiatrist at this point would have sharpened up his ice pick, filled his syringes with the most powerful (and deadly) drugs he could find and turned up the volts. His “handling” would have been a final destruction of the individual.

What *was* done was an auditor went into the room, sat the person down and corrected the last severe point of wrong indication. Subsequent times of wrong indication in his life were cleared up, the person came out of the psychotic break and into present time.

THIS MEANS THE LAST REASON TO HAVE PSYCHIATRY AROUND IS GONE.



The psychotic break, the last of the “unsolvable” conditions that can trap a person, has been solved.

And it’s quite simple, really.

THEORY

Def. INTROSPECTION: “(L. from *introspicere*, to look within) a looking into one’s own mind, feelings, reactions, etc.; observation and analysis of oneself.” *Webster’s New World Dictionary*.

Def. INTROVERSION: “(from *intro-* + L. *vertere*, to turn) 2. . . . a tendency to direct one’s interest upon oneself rather than upon external objects or events.” *Webster’s New World Dictionary*.

The essence of the Introspection Rundown is looking for and correcting all those things which CAUSED the person to look inward worriedly and wrestle with the mystery of some incorrectly designated error. The result is continual inward looking or self-auditing without relief or end.

In a normal person this becomes a diminished activity, unhappiness or illness. In an *R/Ser* this becomes insanity and a psychotic break occurs at the last severe point of wrong indication.

The pc who originates to the Examiner about his case or writes notes to the C/S or auditor is introverted and should have this rundown.

Preclears who are low on the Grade Chart and not yet up to running engrams, as well as Clears and OTs, are run on the steps of the rundown omitting the R3RA steps. Recalls are used in running out the evil intentions found by L&N.

AUDITOR TRAINING

Auditors selected to do this RD must have done a Pro TR Course and the Anti-Q&A materials and be Class VA Graduate Auditors.

They *must* be able to recognize a ROCK SLAM, which is a particular E-Meter phenomenon. They must be Class VA Graduate Auditors of proven skill on routine cases. They must not themselves be R/Sers. (The last requisite is waived in a self-salvage co-audit group where all R/S.)

They need flawless TRs, no Q&A. This rundown is very simple but cannot be flubbed, as that will compound the errors and cause further introspection in the pc. It is better not to deliver this RD than to flub *any* part of it. C/Ses take note. It is an ethics offense to attempt this rundown without the auditor having done the prerequisite training and a further offense for an auditor to flub on it.

STEPS OF THE RD

(Steps 0 and 00 are for a person in a psychotic break, not a normal person.)

Put this checklist on inside front cover of folder as a program.

When running the following procedure, *R3RA Quad* is run unless the person is Clear, OT or not yet up to running engrams, in which case *Recalls Quad* are run, where specifically called for. (Note: Flow 0s are only run on Quad pcs and pre-OTs.)



Interest is checked on all R3RA, except where running evil intentions.

- 0. On a person in a psychotic break isolate the person wholly with all attendants *completely* muzzled (no speech). _____
- 00. Give vitamins (B complex, including niacin) and minerals (calcium and magnesium) to build the person up. _____

1. Locate by study *or* research of the person's case *or* via associates or 2-way comm the last severe point of introversion just prior to the current psychotic break or illness. There may be several severe points of introversion, prior or subsequent to the one that triggered the break or illness. These points are identified by their upsetting or worrisome effect on the pc. Each is noted down for handling:

Wording of first point: _____

Wording of second point: _____

Wording of third point: _____

Wording of any additional points: _____

On each point, indicate the substance of it as a point of introversion to release the bypassed charge. Each should BD and F/N.

- 2A. First point indicated to F/N. _____
- 2B. Second point indicated to F/N. _____
- 2C. Third point indicated to F/N. _____
- 2D. Any other points of introversion given in 1 indicated to F/N. _____
- 3. Verify/correct all L&N lists _____
- 4. Verify/correct all Why "lists," PTS Interviews, 3 May PLs, per C/S Series 78. _____
- 5A. Get the wording of the first point found in 1 stated by the pc as an item (i.e., "What would you call such an incident?") and handle by two-way comm each flow E/S to F/N.

Pc's wording: _____

First point 2WC'd Flow 1 to F/N. _____

First point 2WC'd Flow 2 to F/N. _____

First point 2WC'd Flow 3 to F/N. _____

First point 2WC'd Flow 0 to F/N. _____



5B. Get the wording of the second point found in 1 stated by the pc as an item (i.e., "What would you call such an incident?") and handle by two-way comm each flow E/S to F/N.

Pc's wording: _____

Second point 2WC'd Flow 1 to F/N. _____

Second point 2WC'd Flow 2 to F/N. _____

Second point 2WC'd Flow 3 to F/N. _____

Second point 2WC'd Flow 0 to F/N. _____

5C. Get the wording of the third point found in 1 stated by the pc as an item (i.e., "What would you call such an incident?") and handle by two-way comm each flow E/S to F/N.

Pc's wording: _____

Third point 2WC'd Flow 1 to F/N. _____

Third point 2WC'd Flow 2 to F/N. _____

Third point 2WC'd Flow 3 to F/N. _____

Third point 2WC'd Flow 0 to F/N. _____

5D. Any other points of introversion given in 1 2WC'd Quad to F/N.

6A. Run the item as worded in 5A R3RA Quad. (Omit on Clears and OTs and those preclears not yet up to running engrams):

Flow 1: **LOCATE A TIME WHEN** (Item in 5A). _____

Flow 2: **LOCATE AN INCIDENT OF YOUR CAUSING ANOTHER** (Item in 5A). _____

Flow 3: **LOCATE AN INCIDENT OF OTHERS CAUSING OTHERS** (Item in 5A). _____

Flow 0: **LOCATE AN INCIDENT OF YOU CAUSING YOURSELF** (Item in 5A). _____

6B. Run the items as worded in 5B R3RA Quad. (Omit on Clears and OTs and those preclears not yet up to running engrams):

Flow 1: **LOCATE A TIME WHEN** (Item in 5B). _____

Flow 2: **LOCATE AN INCIDENT OF YOUR CAUSING ANOTHER** (Item in 5B). _____

Flow 3: **LOCATE AN INCIDENT OF OTHERS CAUSING OTHERS** (Item in 5B). _____

Flow 0: **LOCATE AN INCIDENT OF YOU CAUSING YOURSELF** (Item in 5B). _____



6C. Run the item as worded in 5C R3RA QUAD. (Omit on Clears and OTs and those preclears not yet up to running engrams):

Flow 1: **LOCATE A TIME WHEN** (Item in 5C). _____

Flow 2: **LOCATE AN INCIDENT OF YOUR CAUSING ANOTHER** (Item in 5C). _____

Flow 3: **LOCATE AN INCIDENT OF OTHERS CAUSING OTHERS** (Item in 5C). _____

Flow 0: **LOCATE AN INCIDENT OF YOU CAUSING YOURSELF** (Item in 5C). _____

6D. Any other points of introversion as worded in 5D run R3RA Quad as above.

6E. L&N for the intention behind the *subject* as worded in 5A. Verify question reads before listing.

ITEM: _____

6F. R3RA Quad the intention found in 6E. Run by Recalls Quad on Clears and OTs and those preclears not yet up to running engrams.

R3RA QUAD:

Flow 1: **LOCATE A TIME WHEN YOU HAD THE INTENTION** _____. _____

Flow 2: **LOCATE AN INCIDENT OF YOUR CAUSING ANOTHER TO HAVE THE INTENTION** _____. _____

Flow 3: **LOCATE AN INCIDENT OF OTHERS CAUSING OTHERS TO HAVE THE INTENTION** _____. _____

Flow 0: **LOCATE AN INCIDENT OF YOU CAUSING YOURSELF TO HAVE THE INTENTION** _____. _____

RECALLS QUAD:

Flow 1: **RECALL A TIME WHEN YOU HAD THE INTENTION** _____. _____

Flow 2: **RECALL A TIME WHEN YOU CAUSED ANOTHER TO HAVE THE INTENTION** _____. _____

Flow 3: **RECALL A TIME WHEN OTHERS CAUSED OTHERS TO HAVE THE INTENTION** _____. _____

Flow 0: **RECALL A TIME WHEN YOU CAUSED YOURSELF TO HAVE THE INTENTION** _____. _____

6G. L&N for the intention behind the *subject* as worded in 5B. Verify question reads before listing.

ITEM: _____



6H. R3RA Quad the intention found in 6G. Run by Recalls Quad on Clears and OTs and those preclears not yet up to running engrams.

R3RA QUAD:

Flow 1: **LOCATE A TIME WHEN YOU HAD THE INTENTION _____.** _____

Flow 2: **LOCATE AN INCIDENT OF YOUR CAUSING ANOTHER TO HAVE THE INTENTION _____.** _____

Flow 3: **LOCATE AN INCIDENT OF OTHERS CAUSING OTHERS TO HAVE THE INTENTION _____.** _____

Flow 0: **LOCATE AN INCIDENT OF YOU CAUSING YOURSELF TO HAVE THE INTENTION _____.** _____

RECALLS QUAD:

Flow 1: **RECALL A TIME WHEN YOU HAD THE INTENTION _____.** _____

Flow 2: **RECALL A TIME WHEN YOU CAUSED ANOTHER TO HAVE THE INTENTION _____.** _____

Flow 3: **RECALL A TIME WHEN OTHERS CAUSED OTHERS TO HAVE THE INTENTION _____.** _____

Flow 0: **RECALL A TIME WHEN YOU CAUSED YOURSELF TO HAVE THE INTENTION _____.** _____

6I. L&N for the intention behind the *subject* as worded in 5C. Verify question reads before listing.

ITEM: _____

6J. R3RA Quad the intention found in 6I. Run by Recalls Quad on Clears and OTs and those preclears not yet up to running engrams.

R3RA QUAD:

Flow 1: **LOCATE A TIME WHEN YOU HAD THE INTENTION _____.** _____

Flow 2: **LOCATE AN INCIDENT OF YOUR CAUSING ANOTHER TO HAVE THE INTENTION _____.** _____

Flow 3: **LOCATE AN INCIDENT OF OTHERS CAUSING OTHERS TO HAVE THE INTENTION _____.** _____

Flow 0: **LOCATE AN INCIDENT OF YOU CAUSING YOURSELF TO HAVE THE INTENTION _____.** _____

RECALLS QUAD:

Flow 1: **RECALL A TIME WHEN YOU HAD THE INTENTION _____.** _____

Flow 2: **RECALL A TIME WHEN YOU CAUSED ANOTHER TO HAVE THE INTENTION _____.** _____



- Flow 3: **RECALL A TIME WHEN OTHERS CAUSED OTHERS TO HAVE THE INTENTION _____.** _____
- Flow 0: **RECALL A TIME WHEN YOU CAUSED YOURSELF TO HAVE THE INTENTION _____.** _____
- 6K. L&N for any other intentions as worded in 5D. Verify question reads before listing.
- ITEM: _____
- ITEM: _____
- ITEM: _____
- ITEM: _____
- ITEM: _____
- 6L. R3RA Quad the intentions found in 6K. Run by Recalls Quad on Clears and OTs and those preclears not yet up to running engrams. _____
7. **CLEAR THE WORDS “INTROVERSION,” “INTROSPECTION,” “EXTROVERSION.”** _____
8. *ARC BREAKS HANDLING*
- 8A.
- Flow 1: **HAS ANOTHER ARC BROKEN YOU? ARCU CDEINR E/S TO F/N.** _____
- Flow 2: **HAVE YOU ARC BROKEN ANOTHER? ARCU CDEINR E/S TO F/N.** _____
- Flow 3: **HAVE OTHERS ARC BROKEN ANYONE ELSE? ARCU CDEINR E/S TO F/N.** _____
- Flow 0: **HAVE YOU ARC BROKEN YOURSELF? ARCU CDEINR E/S TO F/N.** _____
- 8B.
- Flow 1: **2WC HAS ANYONE EVER MADE YOU FEEL YOU HAD AN ARC BREAK WHEN YOU DIDN'T? E/S TO F/N.** _____
- Flow 2: **2WC HAVE YOU EVER MADE ANYONE ELSE FEEL HE HAD AN ARC BREAK WHEN HE DIDN'T? E/S TO F/N.** _____
- Flow 3: **2WC HAVE OTHERS EVER MADE ANYONE ELSE FEEL HE HAD AN ARC BREAK WHEN HE DIDN'T? E/S TO F/N.** _____
- Flow 0: **2WC HAVE YOU EVER MADE YOURSELF FEEL YOU HAD AN ARC BREAK WHEN YOU DIDN'T? E/S TO F/N.** _____
- 8C. Run R3RA Quad: (Omit on Clears and OTs and those preclears not yet up to running engrams.)
- Flow 1: **LOCATE A TIME WHEN YOU WERE MADE TO FEEL THERE WAS AN ARC BREAK WHEN THERE WASN'T.** _____
- Flow 2: **LOCATE AN INCIDENT OF YOUR CAUSING ANOTHER TO FEEL THERE WAS AN ARC BREAK WHEN THERE WASN'T.** _____



Flow 3: **LOCATE AN INCIDENT OF OTHERS CAUSING OTHERS TO FEEL THERE WAS AN ARC BREAK WHEN THERE WASN'T.** _____

Flow 0: **LOCATE AN INCIDENT OF YOU CAUSING YOURSELF TO FEEL THERE WAS AN ARC BREAK WHEN THERE WASN'T.** _____

8D. **L& N "WHAT WOULD BE THE INTENTION BEHIND THE FORCING OF UPSETS ON PEOPLE WHO DON'T HAVE THEM?"**

ITEM: _____

8E. **R3RA Quad the intention. Run by Recalls Quad on Clears and OTs and those preclears not yet up to running engrams.**

R3RA QUAD:

Flow 1: **LOCATE A TIME WHEN YOU HAD THE INTENTION _____.** _____

Flow 2: **LOCATE AN INCIDENT OF YOUR CAUSING ANOTHER TO HAVE THE INTENTION _____.** _____

Flow 3: **LOCATE AN INCIDENT OF OTHERS CAUSING OTHERS TO HAVE THE INTENTION _____.** _____

Flow 0: **LOCATE AN INCIDENT OF YOU CAUSING YOURSELF TO HAVE THE INTENTION _____.** _____

RECALLS QUAD:

Flow 1: **RECALL A TIME WHEN YOU HAD THE INTENTION _____.** _____

Flow 2: **RECALL A TIME WHEN YOU CAUSED ANOTHER TO HAVE THE INTENTION _____.** _____

Flow 3: **RECALL A TIME WHEN OTHERS CAUSED OTHERS TO HAVE THE INTENTION _____.** _____

Flow 0: **RECALL A TIME WHEN YOU CAUSED YOURSELF TO HAVE THE INTENTION _____.** _____

9. WITHHOLDS HANDLING.

9A.

Flow 1: **2WC ARE YOU WITHHOLDING SOMETHING FROM ANYONE? E/S TO F/N.** _____

Flow 2: **2WC IS ANYONE ELSE WITHHOLDING SOMETHING FROM YOU? E/S TO F/N.** _____

Flow 3: **2WC ARE OTHERS WITHHOLDING SOMETHING FROM ANYONE ELSE? E/S TO F/N.** _____

Flow 0: **2WC ARE YOU WITHHOLDING SOMETHING FROM YOURSELF? E/S TO F/N.** _____



9B.

Flow 1: **2WC HAS ANYONE DEMANDED WITHHOLDS YOU DIDN'T HAVE? E/S TO F/N.** _____

Flow 2: **2WC HAVE YOU DEMANDED WITHHOLDS OF ANYONE ELSE THEY DIDN'T HAVE? E/S TO F/N.** _____

Flow 3: **2WC HAVE OTHERS DEMANDED WITHHOLDS OF ANYONE ELSE THEY DIDN'T HAVE? E/S TO F/N.** _____

Flow 0: **2WC HAVE YOU DEMANDED WITHHOLDS FROM YOURSELF THAT YOU DIDN'T HAVE? E/S TO F/N.** _____

9C. Run R3RA Quad: (Omit on clears and OTs and those preclears not yet up to running engrams.)

Flow 1: **LOCATE A TIME WHEN WITHHOLDS WERE DEMANDED OF YOU THAT WEREN'T THERE.** _____

Flow 2: **LOCATE AN INCIDENT OF YOUR DEMANDING WITHHOLDS OF ANOTHER THAT WEREN'T THERE.** _____

Flow 3: **LOCATE AN INCIDENT OF OTHERS DEMANDING WITHHOLDS FROM OTHERS THAT WEREN'T THERE.** _____

Flow 0: **LOCATE AN INCIDENT OF YOU DEMANDING WITHHOLDS OF YOURSELF THAT WEREN'T THERE.** _____

9D. L&N "WHAT WOULD BE THE INTENTION BEHIND THE DEMANDING OF NONEXISTENT WITHHOLDS FROM OTHERS?"

ITEM: _____

9E. R3RA Quad the intention. Run by Recalls Quad on Clears and OTs and those preclears not yet up to running engrams.

R3RA QUAD:

Flow 1: **LOCATE A TIME WHEN YOU HAD THE INTENTION _____.** _____

Flow 2: **LOCATE AN INCIDENT OF YOUR CAUSING ANOTHER TO HAVE THE INTENTION _____.** _____

Flow 3: **LOCATE AN INCIDENT OF OTHERS CAUSING OTHERS TO HAVE THE INTENTION _____.** _____

Flow 0: **LOCATE AN INCIDENT OF YOU CAUSING YOURSELF TO HAVE THE INTENTION _____.** _____

RECALLS QUAD:

Flow 1: **RECALL A TIME WHEN YOU HAD THE INTENTION _____.** _____

Flow 2: **RECALL A TIME WHEN YOU CAUSED ANOTHER TO HAVE THE INTENTION _____.** _____



Flow 3: **RECALL A TIME WHEN OTHERS CAUSED OTHERS TO HAVE THE INTENTION _____.**

Flow 0: **RECALL A TIME WHEN YOU CAUSED YOURSELF TO HAVE THE INTENTION _____.**

10. PROBLEMS HANDLING

10A.

Flow 1: **2WC HAS ANOTHER GIVEN YOU A PROBLEM? E/S TO F/N.**

Flow 2: **2WC HAVE YOU GIVEN ANOTHER A PROBLEM? E/S TO F/N.**

Flow 3: **2WC HAVE OTHERS GIVEN A PROBLEM TO ANYONE ELSE? E/S TO F/N.**

Flow 0: **2WC HAVE YOU GIVEN YOURSELF A PROBLEM? E/S TO F/N.**

10B.

Flow 1: **2WC HAS ANYONE EVER MADE YOU FEEL YOU HAD A PROBLEM WHEN YOU DIDN'T? E/S TO F/N.**

Flow 2: **2WC HAVE YOU EVER MADE ANYONE ELSE FEEL HE HAD A PROBLEM WHEN HE DIDN'T? E/S TO F/N.**

Flow 3: **2WC HAVE OTHERS EVER MADE ANYONE ELSE FEEL HE HAD A PROBLEM WHEN HE DIDN'T? E/S TO F/N.**

Flow 0: **2WC HAVE YOU EVER MADE YOURSELF FEEL YOU HAD A PROBLEM WHEN YOU DIDN'T? E/S TO F/N.**

10C. Run R3RA Quad: (Omit on Clears and OTs and those preclears not yet up to running engrams.)

Flow 1: **LOCATE A TIME WHEN YOU WERE MADE TO FEEL THERE WAS A PROBLEM WHEN THERE WASN'T.**

Flow 2: **LOCATE AN INCIDENT OF YOUR CAUSING ANOTHER TO FEEL THERE WAS A PROBLEM WHEN THERE WASN'T.**

Flow 3: **LOCATE AN INCIDENT OF OTHERS CAUSING OTHERS TO FEEL THERE WAS A PROBLEM WHEN THERE WASN'T.**

Flow 0: **LOCATE AN INCIDENT OF YOU CAUSING YOURSELF TO FEEL THERE WAS A PROBLEM WHEN THERE WASN'T.**

10D. **L&N "WHAT WOULD BE THE INTENTION BEHIND THE GIVING OF PROBLEMS TO PEOPLE THAT DON'T BELONG TO THEM?"**

ITEM: _____



10E. R3RA Quad the intention. Run by Recalls Quad on Clears and OTs and those preclears not yet up to running engrams.

R3RA QUAD:

Flow 1: **LOCATE A TIME WHEN YOU HAD THE INTENTION _____.** _____

Flow 2: **LOCATE AN INCIDENT OF YOUR CAUSING ANOTHER TO HAVE THE INTENTION _____.** _____

Flow 3: **LOCATE AN INCIDENT OF OTHERS CAUSING OTHERS TO HAVE THE INTENTION _____.** _____

Flow 0: **LOCATE AN INCIDENT OF YOU CAUSING YOURSELF TO HAVE THE INTENTION _____.** _____

RECALLS QUAD:

Flow 1: **RECALL A TIME WHEN YOU HAD THE INTENTION _____.** _____

Flow 2: **RECALL A TIME WHEN YOU CAUSED ANOTHER TO HAVE THE INTENTION _____.** _____

Flow 3: **RECALL A TIME WHEN OTHERS CAUSED OTHERS TO HAVE THE INTENTION _____.** _____

Flow 0: **RECALL A TIME WHEN YOU CAUSED YOURSELF TO HAVE THE INTENTION _____.** _____

11. OVERTS HANDLING

11A.

Flow 1: **2WC HAS ANYONE ELSE COMMITTED OVERTS ON YOU? E/S TO F/N.** _____

Flow 2: **2WC HAVE YOU COMMITTED OVERTS ON ANYONE ELSE? GET WHAT, E/S TO F/N.** _____

Flow 3: **2WC HAVE OTHERS COMMITTED OVERTS ON ANYONE ELSE? E/S TO F/N.** _____

Flow 0: **2WC HAVE YOU COMMITTED ANY OVERTS ON YOURSELF? E/S TO F/N.** _____

11B.

Flow 1: **2WC HAS ANYONE EVER ACCUSED YOU OF SOMETHING YOU DIDN'T DO? E/S TO F/N.** _____

Flow 2: **2WC HAVE YOU EVER ACCUSED ANYONE ELSE OF SOMETHING HE DIDN'T DO? E/S TO F/N.** _____

Flow 3: **2WC HAVE OTHERS EVER ACCUSED ANYONE ELSE OF SOMETHING HE DIDN'T DO? E/S TO F/N.** _____

Flow 0: **2WC HAVE YOU EVER ACCUSED YOURSELF OF SOMETHING YOU DIDN'T DO? E/S TO F/N.** _____



11C. Run R3RA Quad: (Omit on Clears and OTs and those preclears not yet up to running engrams.)

Flow 1: **LOCATE A TIME WHEN YOU WERE FALSELY ACCUSED OF DOING SOMETHING YOU DIDN'T DO.** _____

Flow 2: **LOCATE AN INCIDENT OF YOUR FALSELY ACCUSING ANOTHER OF SOMETHING HE OR SHE DIDN'T DO.** _____

Flow 3: **LOCATE AN INCIDENT OF OTHERS FALSELY ACCUSING OTHERS OF SOMETHING THEY DIDN'T DO.** _____

Flow 0: **LOCATE AN INCIDENT OF YOU FALSELY ACCUSING YOURSELF OF SOMETHING YOU DIDN'T DO.** _____

11D. L&N "WHAT WOULD BE THE INTENTION BEHIND ACCUSING SOMEONE OF NONEXISTENT OVERTS?"

ITEM: _____

11E. R3RA Quad the intention. Run by Recalls Quad on Clears and OTs and those preclears not yet up to running engrams.

R3RA QUAD:

Flow 1: **LOCATE A TIME WHEN YOU HAD THE INTENTION** _____.

Flow 2: **LOCATE AN INCIDENT OF YOUR CAUSING ANOTHER TO HAVE THE INTENTION** _____.

Flow 3: **LOCATE AN INCIDENT OF OTHERS CAUSING OTHERS TO HAVE THE INTENTION** _____.

Flow 0: **LOCATE AN INCIDENT OF YOU CAUSING YOURSELF TO HAVE THE INTENTION** _____.

RECALLS QUAD:

Flow 1: **RECALL A TIME WHEN YOU HAD THE INTENTION** _____.

Flow 2: **RECALL A TIME WHEN YOU CAUSED ANOTHER TO HAVE THE INTENTION** _____.

Flow 3: **RECALL A TIME WHEN OTHERS CAUSED OTHERS TO HAVE THE INTENTION** _____.

Flow 0: **RECALL A TIME WHEN YOU CAUSED YOURSELF TO HAVE THE INTENTION** _____.

12. NOT SAYING

12A.

Flow 1: **2WC ARE YOU NOT SAYING SOMETHING ABOUT SOMEONE ELSE OR SOMETHING? GET WHAT, E/S TO F/N.** _____

Flow 2: **2WC IS ANYONE NOT SAYING SOMETHING ABOUT YOU? E/S TO F/N.** _____

Flow 3: **2WC ARE OTHERS NOT SAYING SOMETHING ABOUT ANYONE ELSE? E/S TO F/N.** _____

Flow 0: **2WC ARE YOU NOT SAYING SOMETHING ABOUT YOURSELF? E/S TO F/N.** _____



12B.

Flow 1: **2WC HAS ANYONE NOT ACCEPTED YOUR W/Hs? E/S TO F/N.** _____

Flow 2: **2WC HAVE YOU NOT ACCEPTED SOMEONE ELSE'S W/Hs? E/S TO F/N.** _____

Flow 3: **2WC HAVE OTHERS NOT ACCEPTED ANYONE ELSE'S W/Hs? E/S TO F/N.** _____

Flow 0: **2WC HAVE YOU NOT ACCEPTED YOUR OWN W/Hs? E/S TO F/N.** _____

12C. Run R3RA Quad: (Omit on Clears and OTs and those preclears not yet up to running engrams.)

Flow 1: **LOCATE A TIME WHEN YOUR WITHHOLDS WEREN'T ACCEPTED BY ANOTHER.** _____

Flow 2: **LOCATE AN INCIDENT OF YOUR NOT ACCEPTING THE WITHHOLDS OF ANOTHER.** _____

Flow 3: **LOCATE AN INCIDENT OF OTHERS NOT ACCEPTING THE WITHHOLDS OF OTHERS.** _____

Flow 0: **LOCATE AN INCIDENT OF YOU NOT ACCEPTING YOUR OWN WITHHOLDS.** _____

12D. L&N "WHAT WOULD BE THE INTENTION BEHIND THE REJECTING OF OTHERS' WITHHOLDS?"

ITEM: _____

12E. R3RA Quad the intention. Run by Recalls Quad on Clears and OTS and those preclears not yet up to running engrams.

R3RA QUAD:

Flow 1: **LOCATE A TIME WHEN YOU HAD THE INTENTION _____.** _____

Flow 2: **LOCATE AN INCIDENT OF YOUR CAUSING ANOTHER TO HAVE THE INTENTION _____.** _____

Flow 3: **LOCATE AN INCIDENT OF OTHERS CAUSING OTHERS TO HAVE THE INTENTION _____.** _____

Flow 0: **LOCATE AN INCIDENT OF YOU CAUSING YOURSELF TO HAVE THE INTENTION _____.** _____

RECALLS QUAD:

Flow 1: **RECALL A TIME WHEN YOU HAD THE INTENTION _____.** _____

Flow 2: **RECALL A TIME WHEN YOU CAUSED ANOTHER TO HAVE THE INTENTION _____.** _____



Flow 3: **RECALL A TIME WHEN OTHERS CAUSED OTHERS TO HAVE THE INTENTION _____.** _____

Flow 0: **RECALL A TIME WHEN YOU CAUSED YOURSELF TO HAVE THE INTENTION _____.** _____

13. FALSE INCIDENTS HANDLING

13A.

Flow 1: **2WC HAS ANYONE EVER ASKED YOU FOR THINGS THAT DIDN'T EXIST? E/S TO F/N.** _____

Flow 2: **2WC HAVE YOU EVER ASKED ANYONE ELSE FOR THINGS THAT DIDN'T EXIST? E/S TO F/N.** _____

Flow 3: **2WC HAVE OTHERS EVER ASKED ANYONE ELSE FOR THINGS THAT DIDN'T EXIST? E/S TO F/N.** _____

Flow 0: **2WC HAVE YOU EVER ASKED YOURSELF FOR THINGS THAT DIDN'T EXIST? E/S TO F/N.** _____

13B. Run R3RA Quad: (Omit on Clears and OTs and those preclears not yet up to running engrams.)

Flow 1: **LOCATE A TIME WHEN YOU WERE ASKED FOR THINGS THAT DIDN'T EXIST.** _____

Flow 2: **LOCATE AN INCIDENT OF YOUR ASKING ANOTHER FOR THINGS THAT DIDN'T EXIST.** _____

Flow 3: **LOCATE AN INCIDENT OF OTHERS ASKING OTHERS FOR THINGS THAT DIDN'T EXIST.** _____

Flow 0: **LOCATE AN INCIDENT OF YOU ASKING YOURSELF FOR THINGS THAT DIDN'T EXIST.** _____

13C. L&N "WHAT WOULD BE THE INTENTION BEHIND THE DEMANDING OF FALSE INCIDENTS FROM OTHERS?"

ITEM: _____

13D. R3RA Quad the intention. Run by Recalls Quad on Clears and OTs and those preclears not yet up to running engrams.

R3RA QUAD:

Flow 1: **LOCATE A TIME WHEN YOU HAD THE INTENTION _____.** _____

Flow 2: **LOCATE AN INCIDENT OF YOUR CAUSING ANOTHER TO HAVE THE INTENTION _____.** _____

Flow 3: **LOCATE AN INCIDENT OF OTHERS CAUSING OTHERS TO HAVE THE INTENTION _____.** _____

Flow 0: **LOCATE AN INCIDENT OF YOU CAUSING YOURSELF TO HAVE THE INTENTION _____.** _____



RECALLS QUAD:

- Flow 1: **RECALL A TIME WHEN YOU HAD THE INTENTION _____.** _____
- Flow 2: **RECALL A TIME WHEN YOU CAUSED ANOTHER TO HAVE THE INTENTION _____.** _____
- Flow 3: **RECALL A TIME WHEN OTHERS CAUSED OTHERS TO HAVE THE INTENTION _____.** _____
- Flow 0: **RECALL A TIME WHEN YOU CAUSED YOURSELF TO HAVE THE INTENTION _____.** _____

14. PTS HANDLING

14A.

- Flow 1: **2WC HAS ANYONE GIVEN YOU A FALSE ASSIGNMENT THAT YOU WERE BEING DONE IN? E/S TO F/N.** _____
- Flow 2: **2WC HAVE YOU GIVEN ANYONE A FALSE ASSIGNMENT THAT HE WAS BEING DONE IN? E/S TO F/N.** _____
- Flow 3: **2WC HAVE OTHERS GIVEN ANYONE ELSE A FALSE ASSIGNMENT THAT THEY WERE BEING DONE IN? E/S TO F/N.** _____
- Flow 0: **2WC HAVE YOU GIVEN YOURSELF A FALSE ASSIGNMENT THAT YOU WERE BEING DONE IN? E/S TO F/N.** _____

14B. Run R3RA Quad: (Omit on Clears and OTs and those preclears not yet up to running engrams.)

- Flow 1: **LOCATE A TIME WHEN YOU WERE GIVEN A FALSE ASSIGNMENT THAT YOU WERE BEING DONE IN.** _____
- Flow 2: **LOCATE AN INCIDENT OF YOUR GIVING ANOTHER A FALSE ASSIGNMENT THAT HE OR SHE WAS BEING DONE IN.** _____
- Flow 3: **LOCATE AN INCIDENT OF OTHERS GIVING OTHERS A FALSE ASSIGNMENT THAT THEY WERE BEING DONE IN.** _____
- Flow 0: **LOCATE AN INCIDENT OF YOU GIVING YOURSELF A FALSE ASSIGNMENT THAT YOU WERE BEING DONE IN.** _____

14C. L&N **“WHAT WOULD BE THE INTENTION BEHIND GIVING OTHERS A FALSE ASSIGNMENT THAT THEY WERE BEING DONE IN?”**

ITEM: _____

14D. R3RA Quad the intention. Run by Recalls Quad on Clears and OTs and those preclears not yet up to running engrams.



R3RA QUAD:

- Flow 1: **LOCATE A TIME WHEN YOU HAD THE INTENTION _____.** _____
- Flow 2: **LOCATE AN INCIDENT OF YOUR CAUSING ANOTHER TO HAVE THE INTENTION _____.** _____
- Flow 3: **LOCATE AN INCIDENT OF OTHERS CAUSING OTHERS TO HAVE THE INTENTION _____.** _____
- Flow 0: **LOCATE AN INCIDENT OF YOU CAUSING YOURSELF TO HAVE THE INTENTION _____.** _____

RECALLS QUAD:

- Flow 1: **RECALL A TIME WHEN YOU HAD THE INTENTION _____.** _____
- Flow 2: **RECALL A TIME WHEN YOU CAUSED ANOTHER TO HAVE THE INTENTION _____.** _____
- Flow 3: **RECALL A TIME WHEN OTHERS CAUSED OTHERS TO HAVE THE INTENTION _____.** _____
- Flow 0: **RECALL A TIME WHEN YOU CAUSED YOURSELF TO HAVE THE INTENTION _____.** _____

14E.

- Flow 1: **2WC HAS ANYONE BEEN DOING YOU IN? E/S TO F/N.** _____
- Flow 2: **2WC HAVE YOU BEEN DOING ANYONE ELSE IN? E/S TO F/N.** _____
- Flow 3: **2WC HAVE OTHERS BEEN DOING ANYONE ELSE IN? E/S TO F/N.** _____
- Flow 0: **2WC HAVE YOU BEEN DOING YOURSELF IN? E/S TO F/N.** _____

14F. RUN R3RA Quad: (Omit on Clears and OTs and those preclears not yet up to running engrams.)

- Flow 1: **LOCATE A TIME WHEN YOU WERE BEING DONE IN.** _____
- Flow 2: **LOCATE AN INCIDENT OF YOUR DOING ANOTHER IN.** _____
- Flow 3: **LOCATE AN INCIDENT OF OTHERS DOING OTHERS IN.** _____
- Flow 0: **LOCATE AN INCIDENT OF YOU DOING YOURSELF IN.** _____

14G. L&N "WHAT WOULD BE THE INTENTION OF SOMEONE WHO WOULD DO THEMSELVES IN?"

ITEM: _____

14H. R3RA Quad the intention. Run by Recalls Quad on Clears and OTs and those preclears not yet up to running engrams.



R3RA QUAD:

- Flow 1: **LOCATE A TIME WHEN YOU HAD THE INTENTION _____.**
- Flow 2: **LOCATE AN INCIDENT OF YOUR CAUSING ANOTHER TO HAVE THE INTENTION _____.**
- Flow 3: **LOCATE AN INCIDENT OF OTHERS CAUSING OTHERS TO HAVE THE INTENTION _____.**
- Flow 0: **LOCATE AN INCIDENT OF YOU CAUSING YOURSELF TO HAVE THE INTENTION _____.**

RECALLS QUAD:

- Flow 1: **RECALL A TIME WHEN YOU HAD THE INTENTION _____.**
- Flow 2: **RECALL A TIME WHEN YOU CAUSED ANOTHER TO HAVE THE INTENTION _____.**
- Flow 3: **RECALL A TIME WHEN OTHERS CAUSED OTHERS TO HAVE THE INTENTION _____.**
- Flow 0: **RECALL A TIME WHEN YOU CAUSED YOURSELF TO HAVE THE INTENTION _____.**

15. FALSE INTERROGATION HANDLING

15A.

- Flow 1: **2WC HAS ANYONE EVER INTERROGATED YOU FOR NO REASON? E/S TO F/N.**
- Flow 2: **2WC HAVE YOU EVER INTERROGATED ANYONE ELSE FOR NO REASON? E/S TO F/N.**
- Flow 3: **2WC HAVE OTHERS EVER INTERROGATED ANYONE ELSE FOR NO REASON? E/S TO F/N.**
- Flow 0: **2WC HAVE YOU EVER HAD YOURSELF INTERROGATED FOR NO REASON? E/S TO F/N.**

15B. RUN R3RA Quad: (Omit on Clears and OTs and those preclears not yet up to running engrams.)

- Flow 1: **LOCATE A TIME WHEN YOU WERE INTERROGATED FOR NO REASON.**
- Flow 2: **LOCATE AN INCIDENT OF YOU INTERROGATING ANOTHER FOR NO REASON.**
- Flow 3: **LOCATE AN INCIDENT OF OTHERS INTERROGATING OTHERS FOR NO REASON.**
- Flow 0: **LOCATE AN INCIDENT OF YOU INTERROGATING YOURSELF FOR NO REASON.**

15C. L&N "WHAT WOULD BE THE INTENTION BEHIND THE FALSE INTERROGATING OF OTHERS?"

ITEM: _____



15D. R3RA Quad the intention. Run by Recalls Quad on Clears and OTs and those preclears not yet up to running engrams.

R3RA QUAD:

Flow 1: **LOCATE A TIME WHEN YOU HAD THE INTENTION _____.** _____

Flow 2: **LOCATE AN INCIDENT OF YOUR CAUSING ANOTHER TO HAVE THE INTENTION _____.** _____

Flow 3: **LOCATE AN INCIDENT OF OTHERS CAUSING OTHERS TO HAVE THE INTENTION _____.** _____

Flow 0: **LOCATE AN INCIDENT OF YOU CAUSING YOURSELF TO HAVE THE INTENTION _____.** _____

RECALLS QUAD:

Flow 1: **RECALL A TIME WHEN YOU HAD THE INTENTION _____.** _____

Flow 2: **RECALL A TIME WHEN YOU CAUSED ANOTHER TO HAVE THE INTENTION _____.** _____

Flow 3: **RECALL A TIME WHEN OTHERS CAUSED OTHERS TO HAVE THE INTENTION _____.** _____

Flow 0: **RECALL A TIME WHEN YOU CAUSED YOURSELF TO HAVE THE INTENTION _____.** _____

16. FALSE INVALIDATION HANDLING

16A.

Flow 1: **2WC HAS ANYONE EVER HEAVILY INVALIDATED YOU UNJUSTLY? E/S TO F/N.** _____

Flow 2: **2WC HAVE YOU EVER HEAVILY INVALIDATED ANYONE ELSE UNJUSTLY? E/S TO F/N.** _____

Flow 3: **2WC HAVE OTHERS EVER HEAVILY INVALIDATED ANYONE ELSE UNJUSTLY? E/S TO F/N.** _____

Flow 0: **2WC HAVE YOU EVER HEAVILY INVALIDATED YOURSELF UNJUSTLY? E/S TO F/N.** _____

16B. Run R3RA Quad: (Omit on Clears and OTs and those preclears not yet up to running engrams.)

Flow 1: **LOCATE A TIME WHEN YOU WERE HEAVILY INVALIDATED UNJUSTLY.** _____

Flow 2: **LOCATE AN INCIDENT OF YOUR HEAVILY INVALIDATING ANOTHER UNJUSTLY.** _____

Flow 3: **LOCATE AN INCIDENT OF OTHERS HEAVILY INVALIDATING OTHERS UNJUSTLY.** _____

Flow 0: **LOCATE AN INCIDENT OF YOU HEAVILY INVALIDATING YOURSELF UNJUSTLY.** _____



16C. L&N “WHAT WOULD BE THE INTENTION BEHIND THE UNJUST INVALIDATING OF OTHERS?”

ITEM: _____

16D. R3RA Quad the intention. Run by Recalls Quad on Clears and OTs and those preclears not yet up to running engrams.

R3RA QUAD:

Flow 1: **LOCATE A TIME WHEN YOU HAD THE INTENTION _____.** _____

Flow 2: **LOCATE AN INCIDENT OF YOUR CAUSING ANOTHER TO HAVE THE INTENTION _____.** _____

Flow 3: **LOCATE AN INCIDENT OF OTHERS CAUSING OTHERS TO HAVE THE INTENTION _____.** _____

Flow 0: **LOCATE AN INCIDENT OF YOU CAUSING YOURSELF TO HAVE THE INTENTION _____.** _____

RECALLS QUAD:

Flow 1: **RECALL A TIME WHEN YOU HAD THE INTENTION _____.** _____

Flow 2: **RECALL A TIME WHEN YOU CAUSED ANOTHER TO HAVE THE INTENTION _____.** _____

Flow 3: **RECALL A TIME WHEN OTHERS CAUSED OTHERS TO HAVE THE INTENTION _____.** _____

Flow 0: **RECALL A TIME WHEN YOU CAUSED YOURSELF TO HAVE THE INTENTION _____.** _____

17. FALSE VALIDATION HANDLING

17A.

Flow 1: **2WC HAS ANOTHER EVER VALIDATED YOU FOR SOMETHING YOU DIDN'T DESERVE? E/S TO F/N.** _____

Flow 2: **2WC HAVE YOU EVER VALIDATED ANYONE ELSE FOR SOMETHING HE DIDN'T DESERVE? E/S TO F/N.** _____

Flow 3: **2WC HAVE OTHERS EVER VALIDATED ANYONE ELSE FOR SOMETHING THEY DIDN'T DESERVE? E/S TO F/N.** _____

Flow 0: **2WC HAVE YOU EVER VALIDATED YOURSELF FOR SOMETHING YOU DIDN'T DESERVE? E/S TO F/N.** _____

17B. Run R3RA Quad: (Omit on Clears and OTs and those preclears not yet up to running engrams.)

Flow 1: **LOCATE A TIME WHEN YOU WERE FALSELY VALIDATED FOR SOMETHING UNDESERVED.** _____

Flow 2: **LOCATE AN INCIDENT OF YOUR FALSELY VALIDATING ANOTHER FOR SOMETHING UNDESERVED.** _____



Flow 3: **LOCATE AN INCIDENT OF OTHERS FALSELY
VALIDATING OTHERS FOR SOMETHING
UNDESERVED.** _____

Flow 0: **LOCATE AN INCIDENT OF YOU FALSELY
VALIDATING YOURSELF FOR SOMETHING
UNDESERVED.** _____

17C. L&N **“WHAT WOULD BE THE INTENTION BEHIND THE FALSE
VALIDATION OF OTHERS?”**

ITEM: _____

17D. R3RA Quad the intention. Run by Recalls Quad on Clears and OTs and those preclears not yet up to running engrams.

R3RA QUAD:

Flow 1: **LOCATE A TIME WHEN YOU HAD THE
INTENTION** _____.

Flow 2: **LOCATE AN INCIDENT OF YOUR CAUSING
ANOTHER TO HAVE THE INTENTION** _____.

Flow 3: **LOCATE AN INCIDENT OF OTHERS CAUSING
OTHERS TO HAVE THE INTENTION** _____.

Flow 0: **LOCATE AN INCIDENT OF YOU CAUSING YOURSELF
TO HAVE THE INTENTION** _____.

RECALLS QUAD:

Flow 1: **RECALL A TIME WHEN YOU HAD THE
INTENTION** _____.

Flow 2: **RECALL A TIME WHEN YOU CAUSED ANOTHER TO
HAVE THE INTENTION** _____.

Flow 3: **RECALL A TIME WHEN OTHERS CAUSED OTHERS
TO HAVE THE INTENTION** _____.

Flow 0: **RECALL A TIME WHEN YOU CAUSED YOURSELF
TO HAVE THE INTENTION** _____.

18. *“HIT” FOR NO REASON*

18A.

Flow 1: **2WC HAS ANYONE “HIT” YOU TOO HARD FOR NO
REASON? E/S TO F/N.** _____

Flow 2: **2WC HAVE YOU “HIT” ANYONE ELSE TOO HARD
FOR NO REASON? E/S TO F/N.** _____

Flow 3: **2WC HAVE OTHERS “HIT” ANYONE ELSE TOO
HARD FOR NO REASON? E/S TO F/N.** _____

Flow 0: **2WC HAVE YOU GOTTEN YOURSELF “HIT” TOO
HARD FOR NO REASON? E/S TO F/N.** _____



18B. RUN R3RA Quad: (Omit on Clears and OTs and those preclears not yet up to running engrams.)

Flow 1: **LOCATE A TIME WHEN YOU WERE HIT TOO HARD FOR NO REASON.** _____

Flow 2: **LOCATE AN INCIDENT OF YOUR HITTING ANOTHER TOO HARD FOR NO REASON.** _____

Flow 3: **LOCATE AN INCIDENT OF OTHERS HITTING OTHERS TOO HARD FOR NO REASON.** _____

Flow 0: **LOCATE AN INCIDENT OF YOU HITTING YOURSELF TOO HARD FOR NO REASON.** _____

18C. L&N “WHAT WOULD BE THE INTENTION BEHIND THE ‘HITTING’ OF OTHERS UNFAIRLY?”

ITEM: _____

18D. R3RA Quad the intention. Run by Recalls Quad on Clears and OTs and those preclears not yet up to running engrams.

R3RA QUAD:

Flow 1: **LOCATE A TIME WHEN YOU HAD THE INTENTION** _____.

Flow 2: **LOCATE AN INCIDENT OF YOUR CAUSING ANOTHER TO HAVE THE INTENTION** _____.

Flow 3: **LOCATE AN INCIDENT OF OTHERS CAUSING OTHERS TO HAVE THE INTENTION** _____.

Flow 0: **LOCATE AN INCIDENT OF YOU CAUSING YOURSELF TO HAVE THE INTENTION** _____.

RECALLS QUAD:

Flow 1: **RECALL A TIME WHEN YOU HAD THE INTENTION** _____.

Flow 2: **RECALL A TIME WHEN YOU CAUSED ANOTHER TO HAVE THE INTENTION** _____.

Flow 3: **RECALL A TIME WHEN OTHERS CAUSED OTHERS TO HAVE THE INTENTION** _____.

Flow 0: **RECALL A TIME WHEN YOU CAUSED YOURSELF TO HAVE THE INTENTION** _____.

19. INVALIDATED BEINGNESS HANDLING

19A.

Flow 1: **2WC HAS ANYONE EVER CHALLENGED OR QUESTIONED WHO YOU WERE? E/S TO F/N.** _____

Flow 2: **2WC HAVE YOU EVER CHALLENGED OR QUESTIONED ANYONE ELSE’S IDENTITY? E/S TO F/N.** _____



Flow 3: **2WC HAVE OTHERS EVER CHALLENGED OR QUESTIONED ANYONE ELSE'S IDENTITY? E/S TO F/N.** _____

Flow 0: **2WC HAVE YOU EVER CHALLENGED OR QUESTIONED YOUR IDENTITY? E/S TO F/N.** _____

19B. RUN R3RA Quad: (Omit on Clears and OTs and those preclears not yet up to running engrams.)

Flow 1: **LOCATE A TIME WHEN ANOTHER CHALLENGED OR QUESTIONED WHO YOU WERE.** _____

Flow 2: **LOCATE AN INCIDENT OF YOUR CHALLENGING OR QUESTIONING WHO ANOTHER WAS.** _____

Flow 3: **LOCATE AN INCIDENT OF OTHERS CHALLENGING OR QUESTIONING WHO OTHERS WERE.** _____

Flow 0: **LOCATE AN INCIDENT OF YOU CHALLENGING OR QUESTIONING WHO YOU WERE.** _____

19C. L&N "WHAT WOULD BE THE INTENTION BEHIND THE INVALIDATING OF OTHERS' IDENTITY?"

ITEM: _____

19D. R3RA Quad the intention. Run by Recalls Quad on Clears and OTs and those preclears not yet up to running engrams.

R3RA QUAD:

Flow 1: **LOCATE A TIME WHEN YOU HAD THE INTENTION** _____.

Flow 2: **LOCATE AN INCIDENT OF YOUR CAUSING ANOTHER TO HAVE THE INTENTION** _____.

Flow 3: **LOCATE AN INCIDENT OF OTHERS CAUSING OTHERS TO HAVE THE INTENTION** _____.

Flow 0: **LOCATE AN INCIDENT OF YOU CAUSING YOURSELF TO HAVE THE INTENTION** _____.

RECALLS QUAD:

Flow 1: **RECALL A TIME WHEN YOU HAD THE INTENTION** _____.

Flow 2: **RECALL A TIME WHEN YOU CAUSED ANOTHER TO HAVE THE INTENTION** _____.

Flow 3: **RECALL A TIME WHEN OTHERS CAUSED OTHERS TO HAVE THE INTENTION** _____.

Flow 0: **RECALL A TIME WHEN YOU CAUSED YOURSELF TO HAVE THE INTENTION** _____.



20. INVALIDATED INTENTIONS HANDLING

20A.

Flow 1: 2WC HAS ANYONE EVER CHALLENGED OR QUESTIONED YOUR INTENTIONS? E/S TO F/N. _____

Flow 2: 2WC HAVE YOU EVER CHALLENGED OR QUESTIONED ANYONE ELSE’S INTENTIONS? E/S TO F/N. _____

Flow 3: 2WC HAVE OTHERS EVER CHALLENGED OR QUESTIONED ANYONE ELSE’S INTENTIONS? E/S TO F/N. _____

Flow 0: 2WC HAVE YOU EVER CHALLENGED OR QUESTIONED YOUR OWN INTENTIONS? E/S TO F/N. _____

20B. Run R3RA Quad: (Omit on Clears and OTs and those preclears not yet up to running engrams.)

Flow 1: LOCATE A TIME WHEN ANOTHER CHALLENGED OR QUESTIONED YOUR INTENTIONS. _____

Flow 2: LOCATE AN INCIDENT OF YOUR CHALLENGING OR QUESTIONING ANOTHER’S INTENTIONS. _____

Flow 3: LOCATE AN INCIDENT OF OTHERS CHALLENGING OR QUESTIONING OTHERS’ INTENTIONS. _____

Flow 0: LOCATE AN INCIDENT OF YOU CHALLENGING OR QUESTIONING YOUR OWN INTENTIONS. _____

20C. L&N “WHAT WOULD BE THE INTENTION BEHIND THE INVALIDATING OF THE INTENTIONS OF OTHERS?”

ITEM: _____

20D. R3RA Quad the intention. Run by Recalls Quad on Clears and OTs and those preclears not yet up to running engrams.

R3RA QUAD:

Flow 1: LOCATE A TIME WHEN YOU HAD THE INTENTION _____.

Flow 2: LOCATE AN INCIDENT OF YOUR CAUSING ANOTHER TO HAVE THE INTENTION _____.

Flow 3: LOCATE AN INCIDENT OF OTHERS CAUSING OTHERS TO HAVE THE INTENTION _____.

Flow 0: LOCATE AN INCIDENT OF YOU CAUSING YOURSELF TO HAVE THE INTENTION _____.

RECALLS QUAD:

Flow 1: RECALL A TIME WHEN YOU HAD THE INTENTION _____.

Flow 2: RECALL A TIME WHEN YOU CAUSED ANOTHER TO HAVE THE INTENTION _____.



Flow 3: **RECALL A TIME WHEN OTHERS CAUSED OTHERS TO HAVE THE INTENTION _____.**

Flow 0: **RECALL A TIME WHEN YOU CAUSED YOURSELF TO HAVE THE INTENTION _____.**

21. OBJECTIVE HAVINGNESS

22. RESPONSIBILITY STEP

22A. Fly ARC breaks of long duration quad.

Flow 1: **IS THERE AN ARC BREAK YOU HAVE HAD FOR A VERY LONG TIME? (THE E/S COMMAND IS: IS THERE AN EARLIER SIMILAR ARC BREAK?)**

Flow 2: **IS THERE AN ARC BREAK ANOTHER HAS HAD WITH YOU FOR A VERY LONG TIME? (THE E/S COMMAND IS: IS THERE AN EARLIER SIMILAR ARC BREAK ANOTHER HAS HAD WITH YOU?)**

Flow 3: **IS THERE AN ARC BREAK ANOTHER HAS HAD WITH OTHERS FOR A VERY LONG TIME? (THE E/S COMMAND IS: IS THERE AN EARLIER SIMILAR ARC BREAK ANOTHER HAS HAD WITH OTHERS?)**

Flow 0: **IS THERE AN ARC BREAK YOU HAVE HAD WITH YOURSELF FOR A VERY LONG TIME? (THE E/S COMMAND IS: IS THERE AN EARLIER SIMILAR ARC BREAK YOU HAVE HAD WITH YOURSELF?)**

22B. 2WC TELL ME ABOUT YOUR RECENT ACTIONS to F/N.

22C. Take up the best reading overt from 22B and run Responsibility on it (i.e., What about _____ could you be responsible for?) to F/N.

22D. If no major increase in responsibility, take up another reading overt and run responsibility on that. Do this until there is a significant increase in responsibility.

22E. Run all unrun reading evil purposes which were brought up during the rundown, R3RA Quad. Run by Recalls Quad on Clears and OTs and those preclears not yet up to running engrams.

23. SUCCUMB HANDLING

23A. 2WC HAVE YOU EVER WANTED TO SUCCUMB? E/S TO F/N.



23B. Run R3RA Quad: (or Recalls Quad on Clears and OTs and those pre-clears not yet up to running engrams).

R3RA:

Flow 1: **LOCATE A TIME WHEN YOU WANTED TO SUCCUMB.** _____

Flow 2: **LOCATE AN INCIDENT OF YOUR CAUSING ANOTHER TO WANT TO SUCCUMB.** _____

Flow 3: **LOCATE AN INCIDENT OF OTHERS CAUSING OTHERS TO WANT TO SUCCUMB.** _____

Flow 0: **LOCATE AN INCIDENT OF YOU CAUSING YOURSELF TO WANT TO SUCCUMB.** _____

RECALLS:

Flow 1: **RECALL A TIME WHEN YOU WANTED TO SUCCUMB.** _____

Flow 2: **RECALL A TIME WHEN YOU CAUSED ANOTHER TO WANT TO SUCCUMB.** _____

Flow 3: **RECALL A TIME WHEN OTHERS CAUSED OTHERS TO WANT TO SUCCUMB.** _____

Flow 0: **RECALL A TIME WHEN YOU CAUSED YOURSELF TO WANT TO SUCCUMB.** _____

23C. **2WC HAVE YOU EVER ATTEMPTED TO COMMIT SUICIDE? E/S TO F/N.**

23D. Run R3RA Quad: (or Recalls Quad on Clears and OTs and those pre-clears not yet up to running engrams).

R3RA:

Flow 1: **LOCATE A TIME WHEN YOU ATTEMPTED TO COMMIT SUICIDE.** _____

Flow 2: **LOCATE AN INCIDENT OF YOUR CAUSING ANOTHER TO ATTEMPT TO COMMIT SUICIDE.** _____

Flow 3: **LOCATE AN INCIDENT OF OTHERS CAUSING OTHERS TO ATTEMPT TO COMMIT SUICIDE.** _____

Flow 0: **LOCATE AN INCIDENT OF YOU CAUSING YOURSELF TO ATTEMPT TO COMMIT SUICIDE.** _____

RECALLS:

Flow 1: **RECALL A TIME WHEN YOU ATTEMPTED TO COMMIT SUICIDE.** _____

Flow 2: **RECALL A TIME WHEN YOU CAUSED ANOTHER TO ATTEMPT TO COMMIT SUICIDE.** _____

Flow 3: **RECALL A TIME WHEN OTHERS CAUSED OTHERS TO ATTEMPT TO COMMIT SUICIDE.** _____



Flow 0: **RECALL A TIME WHEN YOU CAUSED YOURSELF TO ATTEMPT TO COMMIT SUICIDE.** _____

23E. **2WC IS THERE SOME OTHER WAY YOU WERE DOING YOURSELF IN THAT'S BEEN MISSED? TO F/N. NOTE ALL READING ITEMS.**

READING ITEM: _____

READING ITEM: _____

READING ITEM: _____

READING ITEM: _____

READING ITEM: _____

READING ITEM: _____

READING ITEM: _____

23F. If so, R3RA and the BD or best reading item. Run by Recalls Quad on Clears and OTs and those preclears not yet up to running engrams.)

R3RA:

Flow 1: **LOCATE A TIME WHEN YOU** _____.

Flow 2: **LOCATE AN INCIDENT OF YOUR CAUSING ANOTHER** _____.

Flow 3: **LOCATE AN INCIDENT OF OTHERS CAUSING OTHERS** _____.

Flow 0: **LOCATE AN INCIDENT OF YOU CAUSING YOURSELF** _____.

RECALLS:

Flow 1: **RECALL A TIME WHEN YOU** _____.

Flow 2: **RECALL A TIME WHEN YOU CAUSED ANOTHER** _____.

Flow 3: **RECALL A TIME WHEN OTHERS CAUSED OTHERS** _____.

Flow 0: **RECALL A TIME WHEN YOU CAUSED YOURSELF** _____.

23G. Repeat 23F on other hot reads. _____

This would be followed by a D of P interview and attest unless some adjustment actions were needed such as any rudiments handling, a C/S 53 to handle case outnesses, etc.

An HC List could be added here if the pc's "think" is still weird.



NOTE: ITEMS THAT DON'T READ WON'T RUN. DON'T RUN OR LIST QUESTIONS THAT DON'T READ OR YOU'LL REINTROVERT THE PC.

Frequent D of P interview is vital whenever the case looks like it is not rapidly progressing. Also a quick assessment may be needed as a separate action to isolate possible charged areas of introspection.

At any time after Step 2 Objective Havingness should be done at session end. If one of the items in Steps 3–23 turns out to be false the pc will introvert further. In such a case indicate the fact of it having been unnecessary and get an F/N. Then run Objective Havingness. If the TA goes high (or low) and won't come into range, assess a C/S 53RM and handle.

In the case of a pc in a psychotic break, the C/S would have to locate the last severe wrong indication, indicate the fact to the pc and get it corrected (as with a wrong item) as the first action.

EXTROVERSION

Def. EXTROVERSION: “. . . Means nothing more than being able to look outward. . . .” “An extroverted personality is one who is capable of looking around the environment. . . .” “A person who is capable of looking at the world around him and seeing it quite real and quite bright is of course in a state of extroversion.” (*The Problems of Work*)

The end phenomena of the Introspection RD is the person extroverted, no longer looking inward worriedly in a continuous self-audit without end.

The EP on a person in a psychotic break is the end of the psychotic break.

The RD is *very* simple and its results are magical in effectiveness. Flubs can wreck it so don't permit them.

You have in your hands the tool to take over mental therapy in full. You need not fear the insane or the psychotic break any longer.

Here also is the cure for the continual self-auditing pc who is dug into his bank. It works on all pcs in fact with rave results.

Do it flawlessly and we all win.

L. RON HUBBARD
Founder

Assisted by CS-4

Revision assisted by
LRH Technical Research
and Compilations



Remimeo
Expanded Dianetics
Auditors
C/Ses
M7/M4 star-rate
Clay Demo

INTROSPECTION RD ADDITIONAL ACTIONS

RESPONSIBILITY STEP

An additional step to the rundown has been found necessary, especially in the case of a psychotic. This is the Responsibility Step. It consists of doing ARC Breaks Long Duration Triple/Quad and 2WC Recent Actions, taking up the best reading overt and running Responsibility on it (i.e., What about _____ could you be responsible for?). If no major increase in responsibility, take up another reading overt and run Responsibility on that. Do this until there is a *significant* increase in responsibility. Follow this with running all reading evil purposes brought up during the Introspection steps of the RD with R3RA (omit on Clears and OTs). If the pc was found to R/S during the RD, the C/S would program him for R/S handling—either Expanded Dianetics or NED for OTs. Additionally, the C/S would note areas of low responsibility and order O/W run on those areas.

PROGRAMING DATA

In the case of a psycho it is necessary to tailor the Introspection RD steps to the pc, instead of following it as a rote sequence at the risk of running unreading items on the pc. On any pc this is deadly. In a psycho it is pure dynamite.

To do this the C/S would order the subjects of the RD steps assessed, then handled in order of largest reads. The auditor's TR 1 and metering must be such that he can make a meter read. The RD could be made to fail on this point by missing hot subjects.

THE CLEARED CANNIBAL FACTOR

When you clear a cannibal what do you have? Experientially you have a cannibal. His experiential track is such that he's been a cannibal for ages. That's how he's handled life and people around him, that's what he knows how to do. This person is unaware of his responsibilities to other dynamics and is unfamiliar with proper behavior and responsible actions towards others. In the case of an SP, he has been busy destroying others for so long that when he's somewhat cleaned up on this he does not know what else to do or how to act. It's rather pathetic, actually.

ISOLATION

With someone in a psychotic break, it is necessary to isolate the person for him to destimulate and to protect him and others from possible damage. While in

isolation the person receives the Introspection RD done flawlessly on a short-session basis, gradually winning and gaining confidence. Between sessions the muzzled rule is in force. No one speaks to the person or in his hearing.

There comes a point where the C/S must decide to release the person from isolation. To do this the C/S *must* know that the person can take responsibility for his actions as regards others, as well as toward himself.

C/S ACTION—CLEARED CANNIBAL STEP

The C/S's action is a direct comm line to the person by notes. The person is provided with paper and pen to reply. The C/S must determine the person's responsibility level. Example: "Dear Joe, What can you guarantee me if you are let out of isolation?" If the person's reply shows continued irresponsibility toward other dynamics or fixation on one dynamic to the exclusion of others damaged, the C/S must inform the person of his continued isolation and why. Example: "Dear Joe, I'm sorry but no go on coming out of isolation yet. Your actions threatened the survival of hundreds of people indirectly and six families directly by burning down their houses. You are unaware of the effects this could have had and still only concerned about your own welfare. You must hate the human race quite a bit."

The C/S has drawn a conclusion based on the information he has and lets the person know where he stands. He does not reintrovert the pc by asking him, "Why did you burn down those houses?" He draws an accurate conclusion and indicates it.

This will elicit a protest from the person and bring about an *involvement* in the dynamics concerned. It also serves to bring about an awareness of consequences. Example: "But . . . but . . . I never meant to threaten others' survival. I just wanted to burn down the houses because I like fires. Gosh. . . I didn't mean it. I don't hate the human race. . . Oh! I really don't hate the human race." Cognition.

The person's auditing is continued between these exchanges. The auditor may have to clean up some ARC breaks as the protest is coming off. Skillfully done, that's all the auditor should have to clean up, except maybe some more O/Ws. When it is obvious the person is out of his psychosis and up to the responsibility of living with others his isolation is ended.

SUMMARY

Handling the C/Sing and auditing on this RD requires a *real* understanding of New Era Dianetics and Expanded Dianetics basics and the utmost precision of application. Its results are nothing short of miraculous. I hope this will be of further assistance to you.

L. RON HUBBARD
Founder

Assisted by CS-4

Revision assisted by
LRH Technical Research
and Compilations



HCO BULLETIN OF 6 MARCH 1974

Remimeo
Expanded Dianetics
Auditors
C/Ses
M7/M4 Star-rate
Clay Demo

**INTROSPECTION RD
SECOND ADDITION
INFORMATION TO C/Ses**

FIXATED ATTENTION

Ref: The Creation of Human Ability, R2-39 and R2-23

Sometimes the C/S runs into the case whose attention is solidly fixed on something. When attention is fixed we have an unawareness of other things than the object of fixation and a lessening of self-determinism to a point of other-determinism. Example: The pc is always bringing up cars. He has trouble with cars, has ARC breaks about cars, W/Hs about cars, commits overts on cars. It worries him all the time, is a constant problem.

The fixated attention case appears not to as-is and is usually stuck on the track in the "quiet" portion of an incident. Ahead of it and behind it is extreme randomness. This is not easily confronted so is not-ised. The solution is to get the pc to exercise his attention, putting it here and there.

INTROVERSION AND ATTENTION

The pc whose attention is fixated manifests it in several ways. He will be continuously introverted on the area, will bring it up often in session but it doesn't seem to blow. It also shows up in correspondence to the C/S, frequent originations at Examiner, a fixed vague stare, all evidence of introversion. The pc may not originate it.

ANATOMY AND REMEDY

This fixation shows up as a problem but it is usually a hidden standard, a special problem the pc thinks must be resolved before auditing can be seen to have worked. Hence the NCG (no case gain) aspect. It is always an old problem of long duration.

The remedy basically involves getting the terminal connected with the area of fixation located and having the pc put his attention on the terminal and take his attention off the terminal.

THE PROCESS

STEP 1—Determine exactly what the pc has attention fixed on, by folder inspection or 2WC for a BD F/N item.



STEP 2—Get the area translated into a terminal. This will read well and have a high degree of pc interest.

STEP 3—Fit the terminal in the commands: “Put your attention on (terminal).” “Take your attention off (terminal).” Clear and run it alternate repetitive to the EP of pc’s attention no longer fixed on the area, F/N Cog VGIs. This is called Attention Subjective Repetitive.

STEP 4—Select two objects. Best are a red pen and a blue pen. Two bowling pins will also do. Place them three to four feet apart at a distance of three to four feet from the pc. Place them on white paper for visibility.

STEP 5—Name the objects and fit them in the commands: “Put your attention on the red pen.” “Put your attention on the blue pen.” Clear the commands and run them alternate repetitive to the EP of pc in control of his attention, F/N Cog VGIs. This is called Attention Objective Repetitive.

ALTERNATE STEP 5—Name the objects and fit them in the following commands: “Decide to put your attention on the red pen. Tell me when you’ve done so.” “Put your attention on it.” Then “Decide to put your attention on the blue pen. Tell me when you’ve done so.” “Put your attention on it.” Run this alternate repetitive until the pc is doing the decision step each time, then you can drop out the “Tell me when you’ve done so.” Run it to the EP of pc in control of his attention, F/N Cog VGIs. This is called Attention Objective Decision Repetitive.

NOTE: With both these objective attention processes the pc may swear you are hypnotizing him or something. The process actually runs out hypnotism. The pc will come through a band of robotism and come out the other end IN CONTROL OF HIS OWN ATTENTION.

VITAL PROCESS DATA

It would never be okay to run Attention *Subjective Repetitive* on a *significance* (a no-mass thing). It must be run on a terminal. This is a ONE-SHOT PROCESS, depending for its effectiveness on the correctness of the first item selected.

This item is usually unmistakable in a truly fixated case.

PROGRAMING

Attention Subjective and Objective Repetitive fits in sequence on the Introspection RD between Steps 6L and 7.

If the *terminal* connected with the area of fixed attention could not be located then the area could not be addressed with Attention Subjective Repetitive, but in some other manner. It is unlikely that no terminal could be found on a truly fixated attention case.

ISOLATION

When a person is released from isolation after terminated handling of a psychotic break it is usual to welcome them back and restore any lost ARC for them from the group, if needed, with an announcement in the OODs.

The person would be interviewed as to whether he wanted to stay or go and what his intentions were.



Formal notification would be made that the person was back in good graces and he would be allowed to make up for any damage done, but *not* forced to do so. In the case of a crew member, it would be expected he would be assigned to the RPF where there was one, and told to make good.

ADDITIONAL CLEARED CANNIBAL STEP

There is an additional tool for use by the C/S in raising the pc's responsibility. The C/S sends to the pc HCOB 21 Jan. AD 10 JUSTIFICATION with a note asking the pc to please read the HCOB then tell the C/S if it has any application.

This would be done as the first of the series of C/S notes and pc replies on the Cleared Cannibal Step.

If the C/S receives any "rant and rave" in reply he would order it Dated and Located as the pc would be answering out of an incident.

Regardless, the Justification HCOB would have to be followed by O/Ws as the pc has W/Hs there to be restimmed and not running out the O/Ws could cause the TA to skyrocket.

C/SING ON PSYCHOS

C/Sing and auditing psychos is a very precise and even touchy business. There must be no mistakes and you cannot be heavy-handed on them. They are at the lowest point on the Effect Scale and therefore delicate at best and easily overwhelmed.

It is also policy that a C/S takes it easy on auditors handling psychos. They are very hard to audit and difficult to control. So don't berate the auditor. If they get any kind of a result, three cheers.

INTEGRITY

It has always been a rule that actions of one RD are not mixed in with another action or used randomly outside of the RD.

Recently I found that a technique from the Introspection RD was used to indicate bypassed charge or something when handling ruds. This is very wrong. This happened in the field as an isolated instance but is worth mentioning.

The integrity of any RD must be maintained or its effectiveness is reduced. When parts of a RD are used at random by a C/S it actually starts the pc on a RD that is left incomplete.

So don't extract bits of this RD and use them on other actions. You would do yourself and the pc a disservice.

L. RON HUBBARD
Founder

Assisted by CS-4



HUBBARD COMMUNICATIONS OFFICE
Saint Hill Manor, East Grinstead, Sussex

HCO BULLETIN OF 20 APRIL 1974R
REVISED 25 APRIL 1991

Remimeo
Expanded Dianetics
Auditors
C/Ses

INTROSPECTION RD—THIRD ADDITION

Adds to HCOB 23 Jan. 74RB

ADDITIONAL INTROSPECTION RD STEPS

(The additional Introspection Rundown Steps have been added to HCOB 23 Jan. 74RB, THE TECHNICAL BREAKTHROUGH OF 1973! THE INTROSPECTION RD, as steps 14E–14I and 23A–23G.)

The Introspection Rundown has as its dominant flow, Flow 0. This follows from basic O/W theory where the person goes down the dwindling spiral to a point where he can only restrain himself and do himself in.

CAUTION REGARDING EVIL PURPOSES

Do not run unreading items, miss reads or run wrong items as it will wind the pc up in the soup.

A common error on R3RAing evil purposes culled from the W/Ses has shown up that C/Ses must be alert for. This is taking up infinitive phrases like “to go to the store” that appear to be evil purposes but in actual fact are statements of future *actions or conditions*, not intentions.

Example: Pc says, “I was doing fine then Joe came along and caused me to cave in.” “To cave in” is *not* an evil purpose as stated. It wasn’t the pc’s intention. Not valid.

Example: Pc says, “I was trying to hold on to the rope and he forced me to fall off the cliff.” “To fall off the cliff” was *not* the pc’s intention but a statement of an action. Not valid.

Example: Pc says, “I wanted to make them wrong and got sick.” “To make them wrong” was the intention, is valid and runnable.

Have you got the idea? If there is any question in your mind, clear the word “intention,” then go over a grammar text and sort out what an infinitive and infinitive phrase are and how they’re used.

You’ll save the pc and yourself a lot of difficulty if you do this.

L. RON HUBBARD
Founder

Assisted by CS-4

Revision assisted by
LRH Technical Research
and Compilations



HCO BULLETIN OF 3 APRIL 1972

Remimeo

Study Series 6

PRIMARY RUNDOWN NOTE

Refs:

HCOB 30 Mar. 72

THE PRIMARY CORRECTION
RUNDOWN REVISED

LRH ED 174 Int

STUDY AND TECH BREAKTHROUGH

In going through the Study Tapes the first time, the student looks up every word.

On this first time he does not study for the sense of what is being said. He only listens to *words*.

In this and in Method 4 Word Clearing, when being checked he is asked, "What is the definition of _____ (word)?" He is NOT asked, "Do you know the meaning of _____ (word)?" To this he could answer "Yes" and believe he did. But when asked for the definition that he must then give, it is a different story entirely.

This is also the right way to handle *any* defining of words. M2, M4. As well as Methods 1 and 3.

Never let the student be unsure. Make him look it up.

You will find that it is the simple word, "as," "such," "from" that really bogs reading, not technical terms.

In the Study Tapes there are some photographic terms. Any photo dictionary can give these. Almost any camera store has such dictionaries.

SECOND TIME

The second time through the Study Tapes the student listens for the sense of the sentences.

It is very revealing to do the Primary Rundown in this fashion.

Some students are actually getting meaning out of something heard or read for the first time in their lives.

No wonder schoolchildren, by test, get more stupid each additional year of school. This has been established by actual test, that they do. Each year they just have a higher mountain of misunderstood words!

The Primary Rundown done HONESTLY is quite an adventure in opening up one's communication channels with life!

L. RON HUBBARD
Founder



HUBBARD COMMUNICATIONS OFFICE
Saint Hill Manor, East Grinstead, Sussex

HCO BULLETIN OF 4 APRIL 1972R
REVISED 30 MAY 1972

Remimeo
Tech Div

PRIMARY RUNDOWN
(REVISED)

<i>Refs:</i>	
LRH ED 178 Int	SUPERLITERACY
LRH ED 174 Int	STUDY AND TECH BREAKTHROUGH
HCOB 30 Mar. 72R	THE PRIMARY CORRECTION
Rev. 30.5.72	RUNDOWN REVISED
HCOB 30 June 71R II	Word Clearing Series 8RB
Rev. 11.5.72	STANDARD C/S FOR WORD CLEARING
	IN SESSION, METHOD 1
HCOB 21 July 71R	Word Clearing Series 35
Rev. 31.3.72	WORD CLEARING CORRECTION LIST
	REVISED*
HCOB 21 June 72 IV	Word Clearing Series 41
	METHOD 8
HCOB 25 Oct. 71 II	THE SPECIAL DRUG RUNDOWN*
HCO PL 19 Mar. 72 III	Word Clearing Series 34
	HIGH CRIME POLICY AND WORD
	CLEARING
HCOB 3 Apr. 72	Study Series 6
	PRIMARY RUNDOWN NOTE

To know about the importance of the Primary Rundown read LRH ED 178 Int.

The Primary Rundown consists of word clearing and study tech. It makes a student SUPERLITERATE.

The Primary Rundown is given in the TECH DIVISION (Div IV, Dept 11).

(The TECH DIV may also give that portion of the Primary *Correction* Rundown which calls for Method 1 and Method 8 of the Primary Correction Rundown which is described in HCOB 30 Mar. 72, Rev. 30.5.72.)

SIMPLICITY

The Primary Rundown is very simple in its steps. Do NOT add things onto it. Do not do something else.

*[*Editor's Note:* HCOB 21 July 71R, WORD CLEARING CORRECTION LIST, is cancelled and replaced by HCOB 27 Nov. 78RB, Word Clearing Series 35RI, WORD CLEARING CORRECTION LIST.]

*[*Editor's Note:* HCOB 25 Oct. 71, THE SPECIAL DRUG RUNDOWN, is cancelled. The LRH references on Drug Rundowns are HCOB 15 July 71RD III, Rev. 8 Apr. 88, DRUG HANDLING, and HCOB 19 Sept. 78 I, Rev. 31.1.79, THE END OF ENDLESS DRUG RUNDOWNS.]



HONESTY

The keynote of the rundown is honesty. The whole rundown can be wasted and the student fail and the end phenomena missed if the student goes dishonest or he is just pushed for student points by the Supervisor.

If done dishonestly, the whole future study career of the student will be not only more difficult but may fail entirely.

Honesty means don't skip, don't brush it off, don't say it was done when it wasn't.

Later checks of auditing or administrative failures contain checks of the Primary Rundown errors and honesty. The whole rundown would have to be done again.

STEPS

1. Verify if student's tone arm on a meter is usually between position 2 and 3. If so he may proceed. If not he at once is sent to the Primary *Correction* Rundown as his case needs repair or handling before he can do the rundown as mental mass will get in his way and he may get upset. This step is checked by the Supervisor.

(The Primary Correction Rundown is covered by HCOB 30 Mar. 72R, Rev. 30.5.72. It consists of auditing and study correction actions.)

2. If the tone arm is usually between 2 and 3 on the meter dial, the person is made into a Word Clear using Method 1 Word Clearing. (HCOB 30 June 71RB II, Rev. 11.5.72, Word Clearing Series 8RB, STANDARD C/S FOR WORD CLEARING IN SESSION, METHOD ONE) This is done in the HGC or Dept 13 of Qual or may be done in a student co-audit. Failure to do this step or do it well will make study tech difficult. A good job on this Method 1 will give back a person's education and send his intelligence quotient up. It is not a quickie action. The person doing Word Clearing Method 1 on a person is doing an *auditing action*. It has to be done well to achieve the final result of becoming a Word Clear.

If any errors are made or the person does not F/N at the Examiner (where he goes after each session for a meter check), HCOB 21 July 71R, Word Clearing Series 35, THE WORD CLEARING CORRECTION LIST REVISED, is used. It can be used as often as there are upsets.

This step should be done before the next step is begun as it makes the next step so much easier.

HCO PL 19 Mar. 72 III, Word Clearing Series 34, HIGH CRIME POLICY, also applies.

3. If in doing Method 1 the person was found to be *very* deficient in grammar and vocabulary, even though Method 1 was finished but took a very long



time or couldn't be finished due to case, the person is sent to Dept 13 for the Primary Correction Rundown.

4. If the person did all right on Method 1, he is now put on Study Tapes. This is NOT just listening to Study Tapes, heaven forbid. This is HCOB 21 June 72 IV, Word Clearing Series 41, METHOD 8.

This is a long and careful cycle.

It is completed in full.

It consists of looking up every new word on the tape in a grammar or large dictionary and then listening to the tape.

The full directions are given in HCOB 21 June 72 IV, Word Clearing Series 41, METHOD 8.

5. The Student Hat is now done Method 8.

This completes the Primary Rundown.

If correctly done, the person will achieve the condition of Superliteracy. This is fully described in LRH ED 178 INT of 30 May 72.

COURSE SUPERVISOR

It is up to the Course Supervisor to hold this line in. His students will not prosper if their study is begun without a Primary Rundown.

It is a high crime to omit this vital step.

NO-INTERFERENCE ZONE

Persons who are on Solo auditing between R6EW and OT III may not be put on a Primary Rundown or a Primary Correction Rundown. See HCOB 16 Apr. 72 II.*

They may not be given Method 1 Word Clearing. They may only be Method 4ed on Solo instruction materials.

BUT THEY MAY NOT BE DEBARRED FROM STUDY.

To all but those in the No-Interference Area THE PRIMARY RUNDOWN IS THE REQUIRED FIRST STEP TO ALL STUDY.

When on or after OT III, such persons must now do the Primary Rundown before any continuance of study. It now becomes *mandatory*.

*[Editor's Note: HCOB 16 Apr. 72 II, PERSONS ORDERED TO A PRIMARY CORRECTION RUNDOWN AND DELIVERY OF THE TECH DIV PRIMARY RUNDOWN, is cancelled. The reference for persons in the non-interference zone is HCOB 23 Dec. 71, THE NO-INTERFERENCE AREA.]



CORRECTION RD

The Primary Correction Rundown takes care of people who have trouble on the Primary Rundown.

But do not lightly order the person to the Primary Correction RD. If they can get through the Primary Rundown with a bit of Supervisor time, let them go on through.

But if they are nattery or upset or desperate even when given help, it is the Primary Correction Rundown which will handle.

Do not just get rid of a class to Qual.

DRUGS

Students who are or have been on drugs need a Drug Rundown before tackling Method 1. Drugs fog up a student and prevent gains. And he loses the gains he gets.

The answer is a full Drug Rundown. (See HCOB 25 Oct. 71, THE SPECIAL DRUG RUNDOWN.) This will end off the drugs and let him live way above any plane he thought drugs put him on.

We handle drug cases so easily it is foolish not to take this obvious step. The reason he went on drugs or alcohol also comes off.

Then he can study and retain what he learns.

OPEN DOOR

The Primary Rundown is the open door to brilliance.

Superliteracy is a new state for man, existing in the past only in a few, accidentally, who became the geniuses and great names of the race.

L. RON HUBBARD
Founder



HUBBARD COMMUNICATIONS OFFICE
Saint Hill Manor, East Grinstead, Sussex

HCO BULLETIN OF 24 APRIL 1991

Remimeo
All Orgs
Tech/Qual
Execs
HCO

MODIFICATION OF THE PRIMARY RUNDOWN

Refs:

HCOB 7 Sept. 74 Word Clearing Series 54
SUPERLITERACY AND THE CLEARED WORD
Hubbard Key to Life Course materials
Hubbard Life Orientation Course materials

Modifies:

LRH ED 174 INT STUDY AND TECH BREAKTHROUGH
29 Mar. 72
LRH ED 178 INT SUPERLITERACY
30 May 72
HCOB 4 Apr. 72R PRIMARY RUNDOWN (REVISED)
Rev. 30.5.72
HCOB 30 Mar. 72R Study Series 5R
Rev. 30.5.72 THE PRIMARY CORRECTION RUNDOWN
REVISED
HCOB 20 July 72 I PRIMARY CORRECTION RUNDOWN HANDLING
HCOB 3 Apr. 72 Study Series 6
PRIMARY RUNDOWN NOTE
HCOB 4 Nov. 80 I Confessional Form 10RA
PRD CONFESSIONAL LIST

The state of SUPERLITERACY is achieved by thorough and honest completion of the Primary Rundown. There is everything that can be said for the attainment of this state. A person who is superliterate is someone for whom words translate into concepts, and this leads directly into an ability to apply what has been read. It is a state far beyond the capabilities of the average person.

Many have attained Superliteracy since the development of the Primary Rundown. But with the release of the Hubbard Key to Life Course and the Hubbard Life Orientation Course a major modification is now possible in the Primary Rundown which makes it faster to do and improves its results.

Therefore, the following requirements are established:

The Hubbard Key to Life Course is a mandatory prerequisite to the Primary Rundown, where it is available in the same language in which the student studies.

The Hubbard Life Orientation Course is a mandatory prerequisite to the Primary Rundown, where it is available in the same language in which the student studies.



PRIMARY RUNDOWN STEPS

The steps of the Primary Rundown as originally laid out in HCOB 4 Apr. 72R, PRIMARY RUNDOWN (REVISED) are thus modified and now become:

0. Successful completion of the Hubbard Key to Life Course per the condition given above.
00. Successful completion of the Hubbard Life Orientation Course per the condition given above.
1. Verification that the student's tone arm is usually between 2 and 3 on the meter. If so, he may proceed. If not, he must be routed to the Primary Correction Rundown for case handling first.

(The Primary Correction Rundown is a series of auditing and study correction actions, as covered in HCOB 30 Mar. 72R, THE PRIMARY CORRECTION RUNDOWN (REVISED). Its modified steps are given later in this bulletin.)

2. Method One Word Clearing to full EP, per HCOB 30 June 71RC II, Word Clearing Series 8RC, STANDARD C/S FOR WORD CLEARING IN SESSION—METHOD ONE.
3. Conditional: Primary Correction Rundown. The student is moved over onto the Primary Correction Rundown if he has a very rough time on Method 1 and is found to be *very* deficient in grammar and vocabulary (which would be impossible if he had done Key to Life honestly). The student is also shunted over to the PCRd if Method 1 cannot be completed due to case difficulties.
4. Method 8 Word Clearing of the Study Tapes, with a twin, per HCOB 21 June 72R IV, Word Clearing Series 41R, METHOD 8, and HCOB 21 Aug. 79, TWINNING.
5. Method 8 Word Clearing of the Student Hat pack, also twinned.

That is the entirety of the rundown.

There is an end phenomena of an honestly done PRD: a person can read comfortably and instantly, translate word data into concepts and so can study accurately and swiftly and can then easily DO the actions.

Words are no longer just words.

To make an auditor or administrator, the acquirement of this skill is *vital*.

All earlier issues on the Primary Rundown remain valid, modified only as above.

PRIMARY CORRECTION RUNDOWN

A person who struggles with the Primary Rundown can receive the Primary Correction Rundown to help him attain Superliteracy.



Key to Life and Life Orientation also modify the steps of the PCR.D.

When a person requires the Primary Correction Rundown, these steps are followed:

1. C/S 53RM to F/Ning list.
2. HCO PL 3 May 72R, ETHICS AND EXECUTIVES handled with 2 lists Listing and Nulling on Steps 3 and 4 of the PL.
3. PTS interview by an auditor, followed by any necessary handling as per HCO PL 20 Oct. 81R, PTS TYPE A HANDLING.
4. Drug handling as contained in HCOB 21 Dec. 80R, THE SCIENTOLOGY DRUG RUNDOWN and HCOB 15 July 71RD III, C/S Series 48RE, New Era Dianetics Series 9RC, DRUG HANDLING.
5. Case handling programed by the C/S to handle obvious outnesses. (This could include Quad or Expanded Grades or, for a chronically ill person or one with a psychotic history, Expanded Grades, NED and Expanded Dianetics.)
6. Finding the Why of not using Study Tech, to a BD, F/N item.
7. The Study Green Form to EP, per HCOB 4 May 81RA, Study Series 10RA, STUDY GREEN FORM. (This list replaces the cancelled Study Correction List for use on the PCR.D.)
8. Method 7 Word Clearing, as covered in HCOB 21 June 72 III, Word Clearing Series 40, METHOD 7.
9. The Key to Life Course which is mandatory if available in the language in which the person studies (if not already done).
10. Conditional: For those who have not done Key to Life (non-English), a review of grammar using a simple grammar text in their own language.
11. Life Orientation Course if available in the language in which the student studies (if not already done).
12. Method One Word Clearing to full EP, per HCOB 30 June 71RC II, Word Clearing Series 8RC, STANDARD C/S FOR WORD CLEARING IN SESSION—METHOD ONE.
13. Method 8 Word Clearing of the Study Tapes, twinned.
14. Method 8 Word Clearing of the Student Hat pack, twinned.

This completes the Primary Correction Rundown.

PRIORLY DONE KEY TO LIFE OR LIFE ORIENTATION

In the case of a student who completed Key to Life before the PCR, a Key to Life Review Dir and C/S must review the person's Key to Life Course (including Key to Life auditing) and see to the correction of any errors in the course. Following this the student must do a reread or retrain of Key to Life, as determined by Review.

If the student has done Life Orientation earlier, a Life Orientation Course Review Dir and C/S must review the student's Life Orientation Course and get any errors corrected, followed by any needed reread or retrain of the course, based on what was found.

Such review and handling of a student's Key to Life Course and/or Life Orientation Course is done after drug handling, Step 4 of the PCR, is complete.

Earlier issues which cover the Primary Rundown or Primary Correction Rundown otherwise remain valid on all points.

Superliteracy, the end result of the Primary Rundown or the Primary Correction Rundown, can be achieved faster and easier with the modifications contained above.

L. RON HUBBARD
Founder

Assisted by
LRH Technical Research
and Compilations

Study Series 5R

**THE PRIMARY CORRECTION RUNDOWN
REVISED**

Refs:

LRH ED	174	Int	STUDY AND TECH BREAKTHROUGH
LRH ED	178	Int	SUPER-LITERACY
HCOB	4 Apr. 72		THE PRIMARY RUNDOWN (<i>REVISED</i>)
	Rev. 30.5.72		
HCOB	25 Oct. 71	II	THE SPECIAL DRUG RUNDOWN*
HCOB	20 Apr. 72	II	C/S Series 78
			PRODUCT PURPOSE AND WHY AND W/C ERROR CORRECTION
HCO PL	3 May 72		ETHICS AND EXECUTIVES
HCO PL	5 Apr. 72	I	PTS TYPE A HANDLING**
HCOB	4 Feb. 72		STUDY CORRECTION LIST REVISED***
HCOB	21 June 72	III	METHOD 7
HCOB	21 June 72	IV	METHOD 8

WHAT IT IS

The Primary Correction Rundown is a rundown given:

- a. To a person who fails the Primary Rundown because of high or low TA or study troubles.
- b. To every Course Supervisor regardless of his TA.
- c. To persons whose literacy level is not adequate to do the Primary Rundown.
- d. To persons on drugs or who have been on drugs.
- e. To auditors who go too often to Cramming.
- f. Auditors whose auditing errors show up later on pcs.

*[Editor's Note: HCOB 4 Apr. 72, THE SPECIAL DRUG RUNDOWN was not written by LRH and was subsequently turned into a BTB and then cancelled.]

**[Editor's Note: HCO PL 5 Apr. 72 I, PTS TYPE A HANDLING, has since been cancelled and replaced by HCO PL 20 Oct. 81R, Rev. 10.9.83, same title.]

***[Editor's Note: HCOB 4 Feb. 72, STUDY CORRECTION LIST REVISED, was written by other than LRH and was later turned into a BTB. The current student correction lists are found in Subject Volume 4 in the section "Student Lists."]

5. Case handling. Program by C/S to cover obvious outnesses, GF Method 5, GF 40XR and other actions needful. (If chronically ill or has a psychotic history, should be run on Expanded Dianetics, if available. If not by Objective Processes and Dianetics.) (Can also be run on Triple or Expanded Grades.)
Declared at Examiner. _____
6. The Why of not studying if never studied before in an org or not using study tech. Done as a BD F/N item.
Declared at Examiner. _____
7. The STUDY CORRECTION LIST REVISED, HCOB 4 Feb. 72. Assess Method 5 with good TRs, good impingement, good metering. Handle in full. If PTS shows up again, do full PTS RD. Handle to a full F/Ning list on final assessment.
Declared at Examiner. _____
8. Method 7 HCOB 21 June 72 III, METHOD 7. Done by a Word Clearer.
Declared at Examiner. _____
9. Review of grammar by a Word Clearer M4 with student studying between checks by himself and reporting daily. Use a simple grammar such as that developed for foreign language students. Do not use an American dictionary and an English grammar or vice versa, either both American or both English. Must check out clean on Method 4 and know about grammar.
Declared at Examiner. _____
10. Method 1 Word Clearing HCOB 30 June 71, revised to 11 May 72, Word Clearing Series 8RB, STANDARD C/S FOR WORD CLEARING IN SESSION, METHOD ONE. All the misunderstood background words of all words on the list must be cleared. The list must F/N.
Declared at Examiner. _____
11. Method 8, HCOB 21 June 72 IV, METHOD 8, Study Tapes.
Declared at Examiner. _____
12. Method 8, Student Hat.
Declared at Examiner. _____

WITH A FINAL CHECKOUT AT EXAMINER THE PERSON MAY BE DECLARED SUPER-LITERATE.

This is the whole of the Primary Correction Rundown.

L. RON HUBBARD
Founder



PRIMARY CORRECTION RUNDOWN HANDLING

(Refers to HCOB 30 Mar. 72, Rev. 30.5.72,
PRIMARY CORRECTION RUNDOWN)

Students who struggle with the Primary Rundown (HCOB 4 Apr. 72, Rev. 30.5.72) are given the PRIMARY CORRECTION RUNDOWN.

Steps 1 to 9 of the PCRDR (per HCOB 30 Mar. 72, Rev. 30.5.72) are paid for by the pc quite in addition to his Primary Rundown.

IF available auditors exist on course of a proper class *and* the pc is a student then these steps 1 to 9 PCRDR may be done on a co-audit basis. BUT IF NOT WELL DONE OR MESSED UP OR DELAYED MUST BE DONE BY A PROFESSIONAL AUDITOR AT THE STUDENT'S OWN EXPENSE.

A STAFF MEMBER stalled on the Primary Rundown is put through the PCRDR in *Qual* or *Qual and HGC* for different steps.

Qualifications is the *correction* division. PCRDR is a *correction* action. There should be Word Clearers in *Qual*. And these as Class IIIs should be competent to do steps 1 to 9 of the PCRDR.

The object of a PCRDR is not to stall the person and keep him off the PRD.

The purpose of the PCRDR is to get the person through the PRD.

Where people have been put off the PRD for any reason and are not industriously going through the PCRDR IT IS UP TO QUAL TO MAKE SURE THEY DO GET THROUGH PCRDR AND PRD.

Orgs that offload pcs or students on the thinnest excuses or *Qual* Divisions that will not service and speed the lines have to be watched as the discovery of trouble on the PRD can be used to simply halt the student or pc. Instead of picking up the ball, a *Qual* has been known to just send students back to class without handling or put students to "doing their hats" or other nonsense.

The idea is to complete somebody on what they are supposed to complete.

FOLDER STUDY

If you study the person's folder, particularly a staff member's you will probably find that several of the steps 1 to 9 have already been done.

These are checked off as done on the PCRDR checklist.

Any org that is worthy of the name has folder summaries in the inside left-hand cover of the current folder. It is very easy to locate what have been done.

OUT-LISTS

It is not at all rare to find that various “Whys have been found” but that the person is not doing well. This is a case of WRONG ITEMS and is handled by C/S Series 78. Thus steps 1, 2, 3 and 6 of the PCRDR may consist mainly of *correcting* botched up lists.

IDLE STUDENT

The problem of putting someone off the PRD onto the PCRDR is that he is now “idle as a student.” He cannot go forward on his studies as he has not done his PRD.

In fact going on studying without the PRD is a waste of time as it’s mainly misunderstood, glib and won’t be applied. It is actually *faster* to do a PRD (or a PCRDR) and then study than it is to study without the PRD or PCRDR. And it is certainly far more effective.

The thing to do is to get the student who is assigned to the PCRDR *through* the PCRDR.

As noted above he may have several points already done. And the rest can be done easily and fast.

RESISTIVE STUDENTS

There are situations where you have students or even executives who will not even go to study.

These are of course people who need the PCRDR worst.

But how to get them available even for that?

In the case of a senior executive who will not study you can get a disarrangement of the study lines as they won’t push and will even impede study—for instance by not making staff go to study time or preventing them from going. Also policy and HCOBs fall out or are not enforced and form of org is not held since reading and study are similar actions so standard actions are not known.

Naturally such a thing has to be handled very fast.

Because cooperation from such a student is VERY limited, time to do a whole PCRDR is not possible.

PRE-PCRDR

There is a *PRE-PCRDR* action that handles this.

It has 2 steps.

- A. Assess Method 5 C/S 53RC. Take the LFBDR item and INDICATE it to the person. Don’t handle it or the rest of 53RC. Just indicate it to the pc. He will usually agree and cognite. The TA will come down further and the needle will float. That’s it.



- B. Now take the Study Correction List. Assess it Method 5. Pick out the biggest LFBD you got. Indicate it to the pc. He will cognite, the TA will drop down and an F/N will occur. That's it.
- C. Put these 2 sheets in his pc folder for full handling of all reads by his auditor and add them to the pc's auditing program sheet inside the left front cover of the pc's folder.

The result will often be magical. The person will become more agreeable about study or the Primary Correction Rundown.

Of course they should now get a Primary Correction Rundown of which C/S 53RC is the first step anyway.

This Pre-PCRD gets them started. And it only takes a little while.

EP

The end phenomena of a Primary Correction Rundown is "Can he now quickly and easily do the Primary Rundown?" If yes, and if it works out in practice that he can, that's it. Let him onto the Primary RD. But if he bogs, back to the PCRD.

MORAL

The moral of this HCOB is get them through the Primary Rundown. If they can't or don't go, do the PCRD. And if they're shunted to the PCRD get it DONE. And get them to the real EP which is SUPER-LITERACY. The moral is, get them *through*. Don't idle about. Get it DONE.

Then they will whiz along on fast flow study and you've got COMPLETIONS.

L. RON HUBBARD
Founder



HCO BULLETIN OF 24 SEPTEMBER 1989

Remimeo
Class V Graduate
Auditors and C/Ses
HCO
Tech/Qual

**REPAIR LIST FOR TREATMENT FROM PSYCHIATRISTS,
PSYCHOLOGISTS AND PSYCHOANALYSTS**

<i>Refs:</i>		
PAB 62	30 Sept. 55	PSYCHIATRISTS
PAB 92	10 July 56	A CRITIQUE OF PSYCHOANALYSIS
PAB 93	24 July 56	A CRITIQUE OF PSYCHOANALYSIS (Continued)
HCOB	22 May 69	DIANETICS, ITS BACKGROUND
HCOB	16 July 70	THE PSYCHIATRIST AT WORK
HCO PL	6 Dec. 76RB	ILLEGAL PCs, ACCEPTANCE OF
	Rev. 8.4.88	HIGH CRIME PL
HCOB	25 Nov. 71 II	RESISTIVE CASES, FORMER THERAPY

This is a prepared list for persons now in Scientology who formerly received treatment from a psychiatrist, psychologist and/or psychoanalyst.

Such persons have been subjected to false data, invalidation, evaluation, drugs or other damaging abuses.

This repair list is used to locate and handle bypassed charge connected with the treatment so that the person can make lasting gains in Dianetics and Scientology processing.

Cleaning up the bypassed charge from such treatment should be done as early as possible in a pc's auditing. This list should be given prior to Objectives, Scientology Drug Rundown or any other actual auditing. The person must first have received a Scientology C/S-1 to ensure that he or she fully understands the basics of auditing.

The list is delivered by a Class V Graduate Auditor or above.

Those who were formerly given psychiatric, psychological or psychoanalytic treatment and who have already received Scientology and Dianetics auditing should also be given this list, at the first appropriate point of their pc program. They should not be C/Sed for this list while in the middle of some other case action. (Ref: HCOB 28 Sept. 82, C/S Series 115, MIXING RUNDOWNS AND REPAIRS)

ILLEGAL PCs

This list does not set aside or modify policy on illegal pcs, as given in HCO PL 6 Dec. 76RB, ILLEGAL PCs, ACCEPTANCE OF, HIGH CRIME PL. The extent of the pc's psych treatment must be determined and clearance given by



HCO *before* any auditing may be begun. If the pc is an illegal pc per HCO PL 6 Dec. 76RB, the person must not be audited on this list or on any other auditing.

While the pc is being audited on the list, it may be discovered that he or she actually had more extensive treatment in this lifetime than was at first reported, and that the pc is in fact an illegal pc. If this occurs, the C/S for that session is completed, the auditing is discontinued and the pc is handled per HCO PL 6 Dec. 76RB.

USE OF THE REPAIR LIST

This list can be assessed Method 3 or Method 5. Each line that reads is carried to F/N by doing the instructions given on the list. (Ref: HCOB 28 May 70, CORRECTION LISTS, USE OF; HCOB 20 Dec. 71, C/S Series 72, USE OF CORRECTION LISTS; HCOB 10 June 71 I, C/S Series 44R, C/S RULES, PROGRAMING FROM PREPARED LISTS) After all reading questions have been F/Ned, the list should be taken to an F/Ning assessment.

The questions are asked with a prefix appropriate to the treatment the pc has had, such as “**IN PSYCHIATRIC TREATMENT . . . ?**” or “**IN PSYCHOANALYSIS . . . ?**”

When the pc has had all available BPC on his psychiatric, psychological or psychoanalytic treatment found and handled to F/N and VGIs, and the list has been taken to an F/Ning assessment, the action is complete.

The pc's case programing should include the Expanded Green Form 40 as well as New Era Dianetics (for those pcs not yet Clear) addressed to the treatment he has received. (Ref: HCOB 28 July 71RB, C/S Series 54RB, NED Series 8RA, DIANETICS, BEGINNING A PC ON, and HCOB 31 Oct. 71, C/S Series 44R Addition, THE SEQUENCE OF PROGRAMS)

PRECLEAR: _____ DATE: _____

AUDITOR: _____

1. **WAS THERE TROUBLE WITH EXTERIORIZATION OR INTERIORIZATION?** _____

(Check to make sure the read on Int is a valid read and not a protest or false read. If it is valid, indicate it. If the pc is not Clear or OT, give him a standard Int RD per Int RD Series 2. If he is Clear or OT and has not had an Int RD, give him the End of Endless Int Repair RD per Int Series 4RB. If the pc has had an Int RD or End of Endless Int Repair RD, do an Int RD Correction List, HCOB 29 Oct. 71RA. If Int correction has already been done on the pc, get an FES of the Int RD and its corrections. When all errors are corrected, the C/S may order the End of Endless Int Repair RD per Int Series 4RB, as applicable.)



2. **WERE YOU GIVEN A WRONG INDICATION?** _____
(L4BRB.)
3. **WERE YOU GIVEN A WRONG ITEM?** _____
(L4BRB.)
4. **WAS THERE AN OUT-LIST?** _____
(L4BRB.)
5. **WERE YOU GIVEN A WRONG WHY?** _____
(L4BRB.)
6. **DID YOU SELF-LIST?** _____
(L4BRB.)
7. **DID THE PRACTITIONER TRY TO EXPLAIN TO YOU WHY YOU WERE UPSET?** _____
(L4BRB.)
8. **WERE YOU TREATED OVER OUT-RUDS?** _____
(Find out which and handle E/S to F/N.)
9. **DID YOU HAVE AN ARC BREAK?** _____
(ARCU CDEINR E/S to F/N.)
10. **WERE YOU ARC BROKEN BY THE PRACTITIONER?** _____
(ARCU CDEINR E/S to F/N.)
11. **WERE YOU TREATED OVER AN ARC BREAK?** _____
(ARCU CDEINR E/S to F/N.)
12. **WERE YOU UPSET AFTER THE TREATMENT?** _____
(ARCU CDEINR E/S to F/N.)
13. **WERE YOU TOLD YOU HAD AN ARC BREAK WHEN YOU DIDN'T HAVE ONE?** _____
(Indicate and E/S to F/N.)
14. **DID YOU HAVE A PROBLEM?** _____
(Get what it was and E/S to F/N.)
15. **WERE YOU GIVEN A PROBLEM?** _____
(Get what it was and E/S to F/N.)
16. **DID THE TREATMENT GIVE YOU A PROBLEM YOU PREVIOUSLY DID NOT HAVE?** _____
(Get what it was and E/S to F/N.)
17. **WAS THE TREATMENT ITSELF A PROBLEM TO YOU?** _____
(E/S to F/N.)



18. **DID YOU STILL HAVE A PROBLEM AFTER YOU LEFT TREATMENT?** _____
(Get what it was and E/S to F/N.)
19. **WERE YOU TOLD YOU HAD A PROBLEM WHEN YOU DID NOT HAVE ONE?** _____
(Indicate and E/S to F/N.)
20. **DID YOU HAVE A WITHHOLD?** _____
(Pull the withhold E/S to F/N.)
21. **WAS A WITHHOLD MISSED?** _____
(Pull the missed withhold E/S to F/N.)
22. **WERE YOU TOLD TO WITHHOLD SOMETHING?** _____
(Pull the withhold E/S to F/N.)
23. **WERE YOU TOLD NOT TO TELL?** _____
(2WC E/S to F/N. If any withhold is found pull it E/S to F/N, then take the 2WC to F/N.)
24. **WERE YOU TREATED OVER A WITHHOLD?** _____
(Pull the withhold E/S to F/N.)
25. **IS THERE ANYTHING ABOUT THE TREATMENT THAT YOU DO NOT WANT KNOWN?** _____
(Pull the withhold E/S to F/N. Get *all* the data.)
26. **DID YOU COMMIT AN OVERT?** _____
(Get what it was and E/S to F/N.)
27. **HAVE YOU USED TREATMENT FOR SOME UNWORTHY MOTIVE?** _____
(Get what it was and E/S to F/N.)
28. **DID YOU DO ANYTHING THAT HARMED OR UPSET ANOTHER?** _____
(Get what it was and E/S to F/N.)
29. **DID YOU COMMIT AN OVERT ON THE PRACTITIONER?** _____
(Get what it was and E/S to F/N.)
30. **WERE OVERTS OR WITHHOLDS RESTIMULATED?** _____
(Pull the overts or withholds E/S to F/N.)
31. **DID YOU GO BACK TO TREATMENT AFTER YOU HAD RECEIVED DIANETICS OR SCIENTOLOGY TRAINING OR PROCESSING?** _____
(Handle as a missed withhold E/S to F/N.)



32. **DID ANYTHING HAPPEN YOU WERE AFRAID WOULD BE FOUND OUT?** _____
 (Handle as a withhold E/S to F/N.)
33. **DID YOU ENGAGE IN ANY SEXUAL ACTIVITY?** _____
 (Handle as a withhold E/S to F/N.)
34. **HAVE YOU EVER CONDONED SIMILAR TREATMENT FOR ANOTHER?** _____
 (Handle as a withhold E/S to F/N.)
35. **WERE YOU TOLD YOU HAD A WITHHOLD WHEN YOU DIDN'T HAVE ONE?** _____
 (Indicate and E/S to F/N.)
36. **WERE YOU TOLD YOU HAD COMMITTED AN OVERT WHEN YOU HADN'T?** _____
 (Indicate and E/S to F/N.)
37. **WERE YOU PROTESTING ANYTHING?** _____
 (2WC E/S to F/N.)
38. **WERE YOU TREATED OVER PROTEST?** _____
 (Get what it was and handle with itsa E/S itsa to F/N.)
39. **WERE YOU FORCED TO GET TREATMENT?** _____
 (2WC E/S to F/N.)
40. **WERE YOU MADE TO DO SOMETHING YOU DIDN'T WANT TO DO?** _____
 (Get what it was and handle with itsa E/S itsa to F/N.)
41. **WAS THERE ANY INVALIDATION?** _____
 (2WC E/S to F/N.)
42. **DID ANYONE INVALIDATE YOUR BEINGNESS?** _____
 (2WC E/S to F/N.)
43. **WERE YOU RIDICULED IN FRONT OF ANOTHER OR OTHERS?** _____
 (2WC E/S to F/N.)
44. **WERE YOU TOLD THAT YOU WERE WRONG?** _____
 (2WC E/S to F/N.)
45. **DID SOMEONE EVALUATE FOR YOU?** _____
 (2WC E/S to F/N.)
46. **WAS THERE ANY EVALUATION?** _____
 (2WC E/S to F/N.)



47. **WERE YOU TOLD WHAT WAS WRONG WITH YOU?** _____
(2WC E/S to F/N.)
48. **WERE YOU TOLD WHAT TO THINK?** _____
(2WC E/S to F/N.)
49. **DID THE PRACTITIONER TELL YOU THAT YOUR PROBLEMS WERE ALL BECAUSE OF SOMETHING RELATED TO SEX?** _____
(2WC E/S to F/N.)
50. **DID ANYONE TRY TO MAKE YOU CHANGE YOUR MIND?** _____
(2WC E/S to F/N.)
51. **DID SOMEONE TRY TO MODIFY YOUR BEHAVIOR?** _____
(2WC E/S to F/N.)
52. **WERE YOU TOLD YOUR CONDITION OR SITUATION WAS HOPELESS?** _____
(2WC E/S to F/N.)
53. **WERE YOU TOLD TO LEARN TO ADJUST OR ADAPT TO YOUR SITUATION OR CONDITION?** _____
(2WC E/S to F/N.)
54. **WERE YOU PHYSICALLY RESTRAINED?** _____
(2WC E/S to F/N.)
55. **WERE YOU MADE TO ASSOCIATE SOME IDEA OR ACTIVITY WITH PAIN?** _____
(2WC E/S to F/N.)
56. **WERE YOU SEXUALLY ABUSED?** _____
(2WC E/S to F/N.)
57. **DID THE PRACTITIONER ATTEMPT TO ENGAGE IN SEXUAL ACTIVITIES WITH YOU?** _____
(2WC E/S to F/N.)
58. **DID THE PRACTITIONER ATTEMPT TO HYPNOTIZE YOU AND THEN SEXUALLY ABUSE YOU?** _____
(2WC E/S to F/N.)
59. **WERE YOU ADVISED TO HAVE SEX WITH SOMEONE OTHER THAN YOUR SPOUSE?** _____
(2WC E/S to F/N. If any withhold is found, pull it E/S to F/N, then take the 2WC to F/N.)
60. **WERE YOU THREATENED?** _____
(2WC E/S to F/N.)

61. **WERE YOU SHOCKED OR STARTLED BY SOMETHING THAT OCCURRED?** _____
(2WC E/S to F/N.)
62. **WERE YOU ORDERED NOT TO TELL?** _____
(2WC E/S to F/N. If any withhold is found, pull it E/S to F/N.)
63. **WERE THERE IGNORED ORIGINATIONS?** _____
(2WC E/S to F/N.)
64. **DID THE PRACTITIONER FAIL TO ACKNOWLEDGE YOU?** _____
(Indicate and 2WC E/S to F/N.)
65. **WAS THERE A MISUNDERSTOOD WORD OR SYMBOL?** _____
(Find out what it was and clear it to F/N.)
66. **WERE YOU CONFUSED?** _____
(2WC E/S to F/N.)
67. **WERE YOU GIVEN FALSE DATA?** _____
(Handle each false datum found per HCOB 7 Aug. 79, FALSE DATA STRIPPING, and by showing the person the true data on the subject from Scientology materials.)
68. **WERE YOU CONFUSED BY CONFLICTING DATA?** _____
(Handle as in #67.)
69. **WERE YOU GIVEN DATA YOU COULD NOT THINK WITH OR WHICH DID NOT MAKE SENSE?** _____
(Handle as in #67.)
70. **WAS THERE DATA YOU ENCOUNTERED WHICH DIDN'T SEEM TO ADD UP?** _____
(Handle as in #67.)
71. **WAS SOMETHING RESTIMULATED BUT LEFT UNHANDLED?** _____
(2WC E/S to F/N.)
72. **WAS AN IMPLANT RESTIMULATED?** _____
(Indicate it. 2WC E/S to F/N. Date/locate if needed.)
73. **WAS AN EARLIER PSYCHIATRIC INCIDENT RESTIMULATED?** _____
(Indicate it. 2WC E/S to F/N. Date/locate if needed.)
74. **WAS SOME EARLIER THERAPY RESTIMULATED?** _____
(Indicate it. 2WC E/S to F/N. Date/locate if needed.)

75. **DID YOU FEEL SUPPRESSED BY THE TREATMENT?** _____
(2WC E/S to F/N.)
76. **DID THE PRACTITIONER TRY TO BLUNT YOUR REACH?** _____
(2WC E/S to F/N.)
77. **DID THE PRACTITIONER ATTEMPT TO INTROVERT YOU?** _____
(2WC E/S to F/N.)
78. **DID YOU GO INTO THE VALENCE OF A PRACTITIONER?** _____
(2WC E/S to F/N.)
79. **DID THE PRACTITIONER ABANDON YOU?** _____
(2WC E/S to F/N.)
80. **DID YOU MAKE NO GAINS?** _____
(2WC E/S to F/N.)
81. **WERE YOU GIVEN PAIN-DRUG-HYPNOSIS?** _____
(Applying the tools of Confessional tech, find out all of the data of the incident, including: name of implanter; the time, place, form and event of the incident; any commands that were given the pc and to what degree the pc has carried out or executed these commands and suggestions. Handle to F/N. Note for C/S for further PDH follow-up actions to be programed.)
82. **WERE YOU HYPNOTIZED AND GIVEN SUGGESTIONS OR COMMANDS?** _____
(Handle as in #81.)
83. **WERE YOU DRUGGED AND THEN GIVEN SUGGESTIONS OR COMMANDS?** _____
(Handle as in #81.)
84. **WERE YOU IMPLANTED WITH SOME IDEA OR COMMAND?** _____
(Handle as in #81.)
85. **DID SOMETHING OCCUR THAT SEEMED TOO INCREDIBLE TO BELIEVE?** _____
(2WC E/S to F/N.)
86. **WERE YOU OVERWHELMED BY MENTAL PICTURES?** _____
(2WC E/S to F/N.)
87. **IS THERE SOMETHING ABOUT YOUR TREATMENT THAT YOU YOURSELF DON'T KNOW?** _____
(Get what it is and 2WC E/S to F/N.)



88. **WERE YOU GIVEN ELECTRIC SHOCK?** _____
 (2WC E/S to F/N. Find out the nature/extent of the electric shock. Send a full report to HCO.)
89. **WERE YOU GIVEN ELECTRIC SHOCK AND THEN GIVEN SUGGESTIONS OR COMMANDS?** _____
 (Handle as in #81.)
90. **WERE YOU GIVEN SOME OTHER KIND OF SHOCK?** _____
 (2WC E/S to F/N. Find out the nature/extent of the shock. Send a full report to HCO.)
91. **WERE YOU GIVEN DRUGS AND ELECTRIC SHOCK?** _____
 (2WC E/S to F/N. Send a full report to HCO.)
92. **WERE THE MOTIONS OF GIVING YOU AN IMPLANT GONE THROUGH, WITH NO ACTUAL IMPLANT GIVEN?** _____
 (2WC E/S to F/N. Date/locate if needed.)
93. **WERE YOU GIVEN A BRAIN OPERATION?** _____
 (2WC E/S to F/N. Find out the nature/extent of the operation. Send a full report to HCO.)
94. **DID SOMETHING GO ON TOO LONG?** _____
 (Indicate. Rehab to F/N.)
95. **WAS THERE A RELEASE THAT WAS NOT ACKNOWLEDGED?** _____
 (Indicate. Rehab to F/N.)
96. **WAS THERE NOTHING WRONG IN THE FIRST PLACE?** _____
 (Indicate it, E/S to F/N.)
97. **IS THERE SOME OTHER BYPASSED CHARGE ON THE SUBJECT OF THE TREATMENT?** _____
 (Assess and handle a C/S 53 to F/Ning assessment, using the same prefix used on this list.)

L. RON HUBBARD
 Founder

Compilation assisted by
 LRH Technical Research
 and Compilations



HUBBARD COMMUNICATIONS OFFICE
Saint Hill Manor, East Grinstead, Sussex

HCO BULLETIN OF 20 NOVEMBER 1971RA
REVISED 10 APRIL 1991

Remimeo
Div IV HGC
Div V
Dept 13

**HAS AND ESTABLISHMENT OFFICER SPECIALIST
AUDITING PROGRAM (Revised)**

Ref:
HCO PL 20 Aug. 71 I HAS TROUBLES

(This program has been revised
to improve results and stability.)

The HAS (HCO Area Secretary), any HCO Executive Secretary, HCO Cope Officer, HCO Org Officer, Tech Establishment Officer, any HAS deputy OR any executive or divisional head or staff member who shows a tendency to transfer or unstabilize staff members or who fails to hat others, *must* be processed especially in order to be totally stable on post.

The HAS and Establishment Officers are peculiarly subject to efforts to unstabilize them. These require the program to be done in any case whether stable or not.

Executives or staff members who show signs of obsessive transfer of the staff or org are also greatly benefited.

The HAS and Establishment Officer Specialist Rundown consists of processes which increase the ability to hold a position.

THE RUNDOWN MAY ONLY BE DONE WHEN NO EXISTING AUDITING PROGRAM IS ONLY PARTIALLY DONE. COMPLETE THE EXISTING CYCLE FIRST.

HAS AND ESTABLISHMENT OFFICER SPECIALIST RUNDOWN

- | | | |
|-----------|---|-------|
| Action 1. | C/S Series 53RM and handle. | _____ |
| Action 2. | GF M5 and handle. | _____ |
| Action 3. | Word Clearing Correction List and handle. | _____ |
| Action 4. | Study Green Form and handle. | _____ |
| Action 5. | Professional TR Course to full EP. | _____ |
| Action 6. | Upper Indoc TR Course. | _____ |
| Action 7. | Admin TRs. | _____ |



- Action 8. GF 40XRF and handle. _____
- Action 9. L3RH Rundown. (Omit on preclears who have not had NED and on Clears and OTs.) _____
- Action 10. PTS Rundown. *WARNING: RUN ONLY IF PC OR PRE-OT IS ACTUALLY PTS AND IN NEED OF THIS RUNDOWN.* _____
- Action 11. CCHs. (Run or verify and rehab.) _____
- Action 12. Hold It Still. (HCOB 23 July 71R, ASSISTS, Version B) (Run or verify and rehab.) _____
- Action 13. Start-Change-Stop (SCS) on an Object. (Run or verify and rehab.) _____
- Action 14. Start-Change-Stop. (Run or verify and rehab.) _____
- Action 15. Op Pro by Dup (Book and Bottle). (Run or verify and rehab.) _____
- Action 16. Effort Processing. _____
- Action 17. Rising Scale. _____
- Action 18. Verify Int is not out, if not run in No. 1. If Int is out, handle with Int RD or End of Endless Int Repair Rundown. _____
- Action 19. Fly all ruds and overts "Recently." _____
- Action 20. Program for further auditing in own org on Grade Chart (to include Expanded Lower Grades and a full NED program including handling per C/S Series 54, all as determined by the C/S). _____

Caution: Do not repeat processes already done on the pc.

The requisites to auditing this rundown are Class V Graduate Auditor and high-crime checked out on this HCOB and any specific auditing actions listed on this HCOB.

L. RON HUBBARD
Founder

Revision assisted by
LRH Technical Research
and Compilations



HUBBARD COMMUNICATIONS OFFICE
Saint Hill Manor, East Grinstead, Sussex

HCO BULLETIN OF 22 MARCH 1972RA
REVISED 24 MARCH 1985

Remimeo
Estos
HCOs
MAAs/EOs
Execs
Ethics Officer
Checksheets

DISAGREEMENT CHECK

Ref:

HCO PL 19 Jan. 66 III DANGER CONDITION
RESPONSIBILITIES OF DECLARING

Modifies:

HCOB 19 Jan. 66 DANGER CONDITIONS
TECHNICAL DATA FOR REVIEW
AUDITORS

These issues remain cancelled:

HCOB 22 Mar. 72 DISAGREEMENT CHECK
HCOB 22 Mar. 72R DISAGREEMENT REMEDY
Rev. 12.7.73
BTB 22 Mar. 72R DISAGREEMENT REMEDY
Rev. 12.7.73
BTB 22 Mar. 72RA DISAGREEMENT REMEDY
Rev. 11.1.77

Handling staff members, students, auditors, pcs or field personnel with disagreements does not always resolve readily with misunderstood word handling. There are other sources for disagreements.

HCO Policy Letter of 19 Jan. 66, DANGER CONDITION, RESPONSIBILITIES OF DECLARING, states that an executive declaring a Danger condition "should make an effort to find the disagreement on all persons found responsible for a Danger condition." There is also apparently a relationship between a person with a low leadership survey and lots of disagreements.

A Disagreement Check consists of the following steps which are done by a Class III or above auditor. This rundown can also be done on a preclear in the HGC as part of his program. The rundown requires C/S clearance. (Ref: HCOB 28 Sept. 82, C/S Series 115, MIXING RUNDOWNS AND REPAIRS)

PROCEDURE

STEP ONE:

Fly all ruds.



STEP TWO:

Disagreement List One (DL-1)

Clear each of the words in the following question and list, then assess it Method 5 (assess the whole list and take up reading items in order of longest reads):

“ARE THERE ANY DISAGREEMENTS WITH:

- A. A SENIOR _____
- B. YOUR POST _____
- C. THE ORG _____
- D. TECHNOLOGY _____
- E. ORDERS _____
- F. POLICY _____
- G. PROJECTS _____
- H. PROGRAMS _____
- I. SCIENTOLOGY _____
- J. DIANETICS _____
- K. SOME FORMER SIMILAR SUBJECT _____
- L. SOME OTHER SIMILAR SUBJECT OR AREA” _____

Note: If K or L reads, get what the subject or area is before going on to the next step.

This assessment will locate most organizational disagreements but the C/S may add additional subjects to suit the case at his discretion.

STEP THREE:

Give the pc an R-factor that you are going to take up any and all disagreements and handle one at a time. Clear and ask, “DO YOU HAVE ANY DISAGREEMENT ON (item from DL-1)?” Get the disagreement stated briefly. Note any SFs, Fs, LFs, BDs when the question is asked and as pc says the disagreement. If pc gives a disagreement and gets no reads or BD, ask, “DO YOU HAVE ANY OTHER DISAGREEMENT ON (item from DL-1)?” If still no reading disagreements coming up, check the item itself for False and Protest and handle accordingly. Do *not* run a nonreading disagreement in the next step.

At this point pre-OTs, OT III and above should be handled per HCOB 4 July 79, CONFIDENTIAL—HANDLING CORRECTION LISTS ON OTs.



STEP FOUR:

Clear the words in the following list and assess it Method 3, handling each reading item with Two-way Comm earlier-similar to F/N.

Disagreement List Two (DL-2)

“IN RELATION TO THAT DISAGREEMENT IS THERE:

1. **AN ALTERED SEQUENCE** _____
2. **OMITTED DATA** _____
3. **DROPPED-OUT TIME** _____
4. **A FALSEHOOD** _____
5. **AN ALTERED IMPORTANCE** _____
6. **A WRONG TARGET** _____
7. **A WRONG SOURCE** _____
8. **CONTRARY FACTS** _____
9. **ADDED TIME** _____
10. **ADDED INAPPLICABLE DATA** _____
11. **AN INCORRECTLY INCLUDED DATUM** _____
12. **ASSUMED “IDENTITIES” WHICH WERE NOT IDENTICAL** _____
13. **ASSUMED “SIMILARITIES” WHICH WERE NOT SIMILAR OR THE SAME CLASS OF THING** _____
14. **ASSUMED DIFFERENCES WHICH WERE NOT DIFFERENT** _____
15. **AN INCONSISTENCY** _____
16. **A MISUNDERSTOOD WORD OR SYMBOL**
(Handle with Word Clearing Method 4 to F/N.) _____
17. **DEV-T** _____
18. **CROSS ORDERS** _____
19. **COUNTER-INTENTION”**

If the disagreement has not been cleaned up to VGIs after completing this assessment and handling reading items, the list (DL-2) may be run through again to catch anything missed on the first assessment.



STEP FIVE:

Clear and ask, “**IS THERE ANY OTHER DISAGREEMENT ON (item from DL-1)?**” Handle any reading disagreements given as per Steps Three and Four until the pc has no more disagreements on that subject and F/N VGIs.

STEP SIX:

Clear and run, “**IS THERE ANYTHING ON (DL-1 item just run above) YOU AGREE WITH?**” Two-way Comm any reading answer earlier-similar to F/N.

STEP SEVEN:

Take up the next best reading item from DL-1 and handle as per Steps Three to Six to F/N VGIs and no more disagreements on that subject.

STEP EIGHT:

Handle all remaining reading items in order of reads until all reading items on DL-1 have been handled fully as per Steps Three to Six above.

STEP NINE:

Reassess the Disagreement List One, which should now be an F/Ning list. Any reading items should be handled in order of greatest reads as per Steps Three to Seven until DL-1 is an F/Ning list with VGIs.

USE

Qual personnel are referred to HCO PL 28 Dec. 67, QUAL SENIOR DATUM, when handling persons sent for Disagreement Checks. It is up to the Qual Sec or Dir Personnel Enhancement to interview the person and ascertain the correct handling and correction. Qual is not obliged to follow any orders re the handling of students, staff or pcs, but they are expected to fully handle and correct each person properly.

END PHENOMENA

The EP of the Disagreement Check is an F/Ning list with VGIs and the pc free of disagreements on the subjects handled.

SUMMARY

Standardly audited and C/Sed and used as part of a full Danger-handling program, this rundown provides an invaluable tool for cleaning up persons who have gotten into a Danger condition.

L. RON HUBBARD
Founder



HUBBARD COMMUNICATIONS OFFICE
 Saint Hill Manor, East Grinstead, Sussex

HCO BULLETIN OF 15 NOVEMBER 1973RA

REVISED 23 APRIL 1991

Remimeo
 Tech/Qual

FEAR OF PEOPLE LIST

TO BE DONE ONLY BY AUDITORS WHOSE EYESIGHT, METER POSITION AND TR 1 HAVE BEEN CHECKED OUT AND WHO CAN THEREFORE MAKE A LIST *READ* ON A PC, SEE THE READ AND MARK IT.

This action is primarily for use in Qual to handle timid Tech staff who back off from handling thetans or people or pcs or psychos or individuals. It may also be used on public and as part of Confessional processing.

ASSESSMENT LISTS

TERMINALS LIST

EMOTIONS LIST

People	_____	Blaming (item assessed)	_____
Thetans	_____	Failures with (item assessed)	_____
Pcs	_____	Apathetic about (item assessed)	_____
Psychos	_____	Neglect of (item assessed)	_____
Individuals	_____	Hopelessness regarding (item assessed)	_____
Others	_____	Propitiation toward (item assessed)	_____
Girls	_____	Terrified of (item assessed)	_____
Women	_____	Desperation about (item assessed)	_____
Men	_____	Fear of (item assessed)	_____
Boys	_____	Afraid of creating a bad effect on (item assessed)	_____
Children	_____	Afraid of consequences regarding (item assessed)	_____
Addicts	_____	Fear of invalidation by (item assessed)	_____
PTSES	_____	Fear of doing something wrong with (item assessed)	_____
SPs	_____	Fear of being found out by (item assessed)	_____
Older People	_____	Fear of failure with (item assessed)	_____
Seniors	_____		
Important People	_____		



Afraid to take responsibility for (item assessed) _____

Anxious about (item assessed) _____

Pretense concerning (item assessed) _____

Unwilling to help (item assessed) _____

Contempt for (item assessed) _____

Anger at (item assessed) _____

Hatred of (item assessed) _____

Suppressing (item assessed) _____

HANDLING STEPS

1. Assess the TERMINALS LIST.
2. Using best reading item from the TERMINALS LIST assess the EMOTIONS LIST. (Example: If “Girls” gave best read on TERMINALS LIST, then assess EMOTIONS LIST using “Girls”—“Blaming Girls?” “Failures with Girls?” etc.)
3. Take best reading item from EMOTIONS LIST assessment. Run item R3RA Triple/Quad to F/N, Cog, VGIs and erasure. On Clears or above, and cases not up to running engrams, run Recalls Triple/Quad to F/N, Cog, VGIs.

RECALL: Each reading flow is run repetitively to F/N, Cog, VGIs.

F1: RECALL A TIME WHEN YOU WERE/HAD _____ .

F2: RECALL A TIME YOU CAUSED ANOTHER TO BE/HAVE _____ .

F3: RECALL A TIME OTHERS CAUSED OTHERS TO BE/HAVE _____ .

F0: RECALL A TIME WHEN YOU CAUSED YOURSELF TO BE/HAVE _____ .

R3RA: Each reading flow is run to F/N, Cog, VGIs and erasure.

F1: LOCATE A TIME WHEN YOU WERE/HAD _____ .

F2: LOCATE AN INCIDENT OF YOUR CAUSING ANOTHER _____ .

F3: LOCATE AN INCIDENT OF OTHERS CAUSING OTHERS _____ .

F0: LOCATE AN INCIDENT OF YOU CAUSING YOURSELF _____ .

4. Proceed to handle each reading item from EMOTIONS LIST assessment in descending order of reads (largest to smallest read).
5. Repeat 2 to 4 with each reading item from the original TERMINALS assessment.



6. When all reading items from both assessments are handled, reassess the TERMINALS LIST and repeat steps 2 to 5 on any items now reading.
7. This may be continued to an F/Ning Terminals List but somewhere along the line pc should have major cognition with wide F/N and statement to the effect that he no longer has any fear or back-off from people, thetans, pcs, psychos or individuals. End off at such a point.
8. Note that the charge on a terminal could be blown on a major reading item from the Emotions List. In such a case the other reading items from the emotions assessment would F/N when taken up. This would be most likely to occur if "Fear of . . ." is run to good cog and then further reading "Fear" or "Afraid of" items are attempted.
9. Should the person R/S on assessment or handling just continue the action through to EP in the usual way but circle the R/S, note in front of folder and on Auditor Report for later handling.
10. Whether done in Qual or Tech the assessment sheets, worksheets and Auditor Report Sheets must go into the pc folder and be recorded on the Summary Sheet.

EP of the action is thetans or people or pcs or psychos or individuals, etc., solved and the person gotten off of any irrational back-off. We are in the thetan and people business after all.

L. RON HUBBARD
Founder

Revision assisted by
LRH Technical Research
and Compilations

